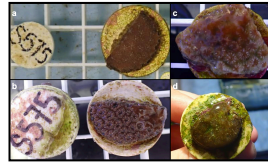


Announcement

AS OF JULY 9, SIGNIFICANT HEAT STRESS (ALERT LEVEL 1 AND ABOVE) HAS BEEN OBSERVED IN FLORIDA, THE BAHAMAS, SOUTHWESTERN CUBA, AND SOME STRETCHES OF WESTERN AND SOUTHERN CARIBBEAN. IT MAY IMPACT OTHER CARIBBEAN REGIONS IN THE COMING MONTHS.



REPORT CORAL BLEACHING OBSERVATIONS




RESTORATION STOCKS OF A CARIBBEAN CORAL SPECIES CONTAIN LOW LEVELS OF INHERENT STONY CORAL TISSUE LOSS DISEASE RESISTANCE



FIRST-EVER STANDARD OPERATING PROCEDURE FOR CORAL BLEACHING MONITORING LAUNCHED.



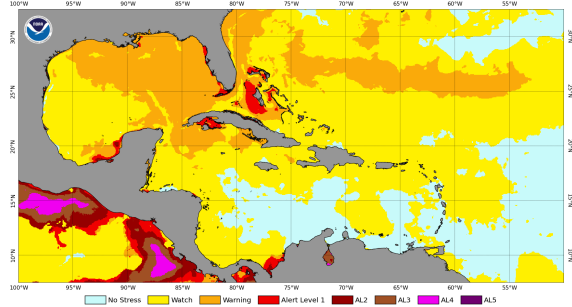
CARIBBEAN CORAL REEF WATCH



Notable Observations (As of July 9)

- ▶ The Bahamas, Florida and southwestern Cuba are currently experiencing Alert Level 1 heat stress, along with some limited stretches along the western and southern Caribbean coastlines experiencing up to Alert Level 2 heat stress. The majority of waters throughout the Caribbean are experiencing Bleaching Watch conditions, with some small areas experiencing Bleaching Warning conditions.
- ▶ ENSO Alert System Status: **El Niño Advisory!** El Niño conditions are present and expected to strengthen through the end of the year, with a 97% chance of conditions persisting through early spring 2027. [Read more...](#)

NOAA Coral Reef Watch Daily 5km Bleaching Alert Area 7-day Maximum (v3.1) 9 Jul 2026

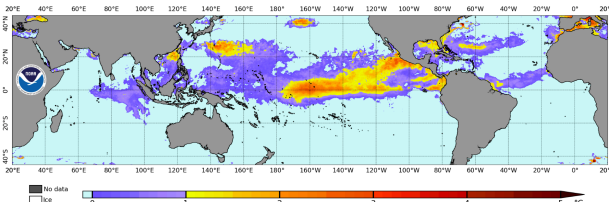


[Click here to track current conditions](#)

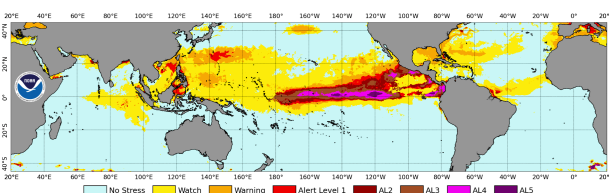
Current Global Conditions (As of July 9)

- ▶ High instantaneous heat stress (Hotspot values of 1°C or higher), is most active across the equatorial, northeast and northwest Pacific Ocean, and present in some regions of the equatorial Atlantic and Indian Oceans, along with the northwestern Atlantic Ocean.
- ▶ Alert Levels 1-5 heat stress are present in the following regions (based on NOAA CRW Regional Virtual Stations): Bahamas, Florida Keys, 12% of Caribbean stations, ~71 % stations in Eastern Pacific, Northern Line Is., Howland and Baker, Phoenix Is., (Kiribati), 40% of East Asia stations, Malacca Strait (Malaysia), ~ 30% in Coral Triangle, ~ 21% in the middle east, and ~ 20% in South Asia.

NOAA Coral Reef Watch Daily 5km HotSpots (v3.1) 9 Jul 2026



NOAA Coral Reef Watch Daily 5km Bleaching Alert Area 7-day Maximum (v3.1) 9 Jul 2026

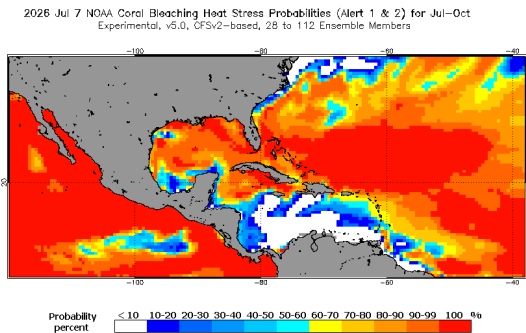


Alert Level Guide

| Stress Level | Interpretation |
|---------------|---|
| No Stress | No Bleaching |
| Watch | |
| Warning | Risk of Possible Bleaching |
| Alert Level 1 | Risk of Reef-Wide Bleaching |
| Alert Level 2 | Risk of Reef-Wide Bleaching with Mortality of Heat-Sensitive Corals |
| Alert Level 3 | Risk of Multi-Species Mortality |
| Alert Level 4 | Risk of Severe, Multi-Species Mortality (> 50% of corals) |
| Alert Level 5 | Risk of Near Complete Mortality (> 80% of corals) |

Caribbean Outlook (July-October 2026)

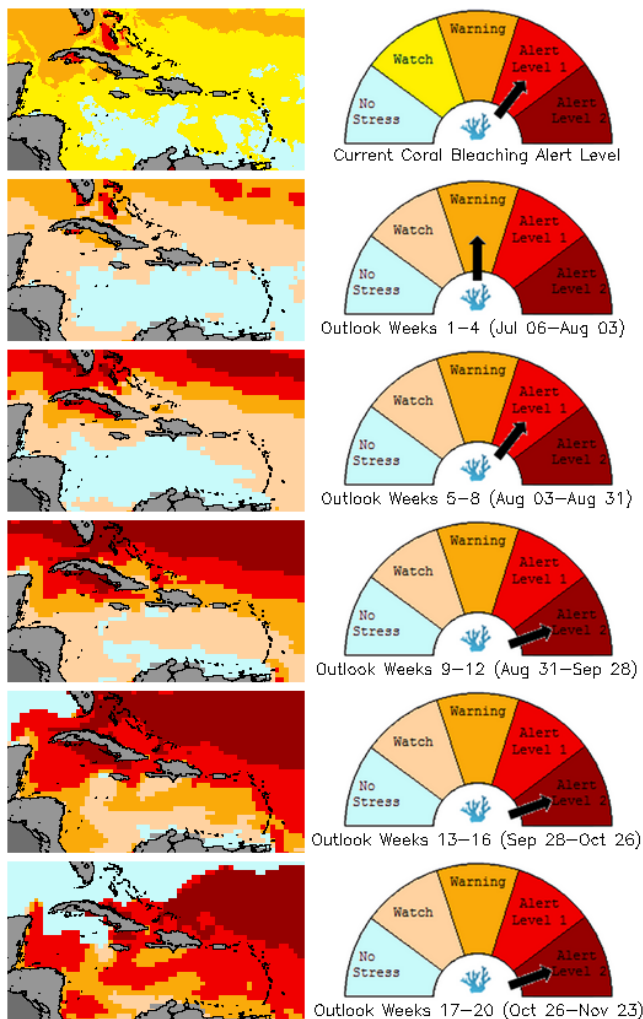
- Based on the 4-Month Probabilistic Outlook of July 7, there are relatively low probabilities (< 50%) heat stress will reach Alert Level 1 in most of the Caribbean basin. Only the northern and eastern Caribbean, including the Bahamas, the Turks and Caicos Islands, and the northern Greater Antillean Islands are predicted, with relatively high probabilities (>60%), to reach or exceed Alert Level 1.



[Click here to track the 4-month probabilistic bleaching outlook](#)

Bleaching Alert Area and Outlook

Caribbean Satellite Bleaching Alert Area and Outlook
2026-07-09

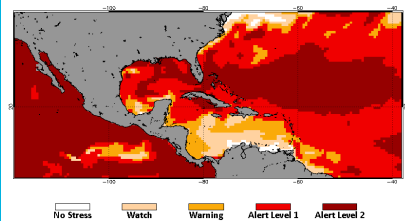


Caribbean Bleaching Outlook

As of July 9, 2026, NOAA CRW's 4-Month Coral Bleaching Outlook (60% probability) predicts Bleaching Alert level 2 conditions to begin affecting northern reefs of The Bahamas in August and spreading to the entire Bahamas and most of Cuba in September. Alert level 1 conditions are predicted to spread south impacting Turks and Caicos, the Cayman Islands, Jamaica, the Leeward Islands, and most of the Windward Islands in late September into October.

[View all 5-km NOAA CRW Regional Virtual Stations](#)

2026 Jul 7 NOAA 60% Probability Coral Bleaching Heat Stress for Jul-Oct 2026
Experimental, v5.0, CFSv2-based, 28 to 112 Ensemble Members



[4-month Coral Bleaching Outlook \(60% probability\)](#)

[4-month Coral Bleaching Outlook \(90% probability\)](#)

[Click here for more information about the NOAA Coral Reef Watch methodology](#)

For more information contact:

Adrian Trotman
atrotman@cimh.edu.bb

Courtney Forde
cforde@cimh.edu.bb

Shontelle Stoute
sstoute@cimh.edu.bb