

Dry Spells Outlook for July to September 2026

*Coordination – CIMH – Dr. Cédric J. Van Meerbeeck
caricof@cimh.edu.bb*

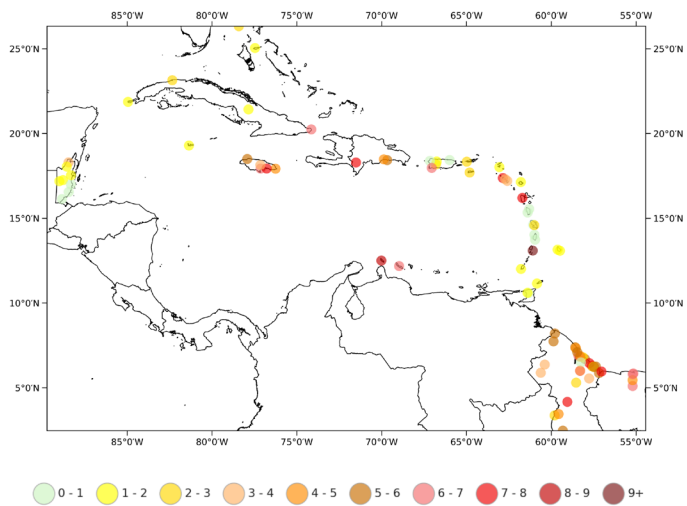
Participating territories

Antigua & Barbuda, Aruba, Bahamas, Barbados, Belize, Cayman Islands, Cuba, Curaçao, Dominica, Dominican Republic, French Guiana, Grenada, Guadeloupe, Guyana, Haïti, Jamaica, Martinique, Puerto Rico, St. Barts, St. Kitts & Nevis, St. Lucia, St. Maarten/St. Martin, St. Vincent & the Grenadines, Suriname, Trinidad & Tobago and the US Virgin Islands

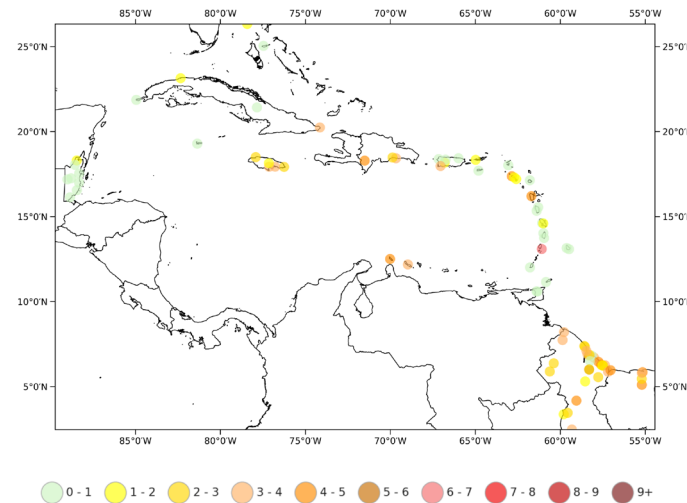


How many 7-day, 10-day or 15-day dry spells do we historically get **on average** from June to August?

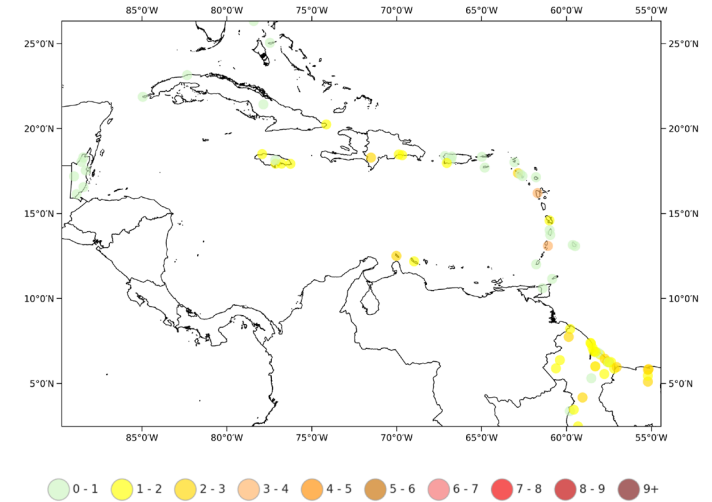
7-day dry spells



10-day dry spells

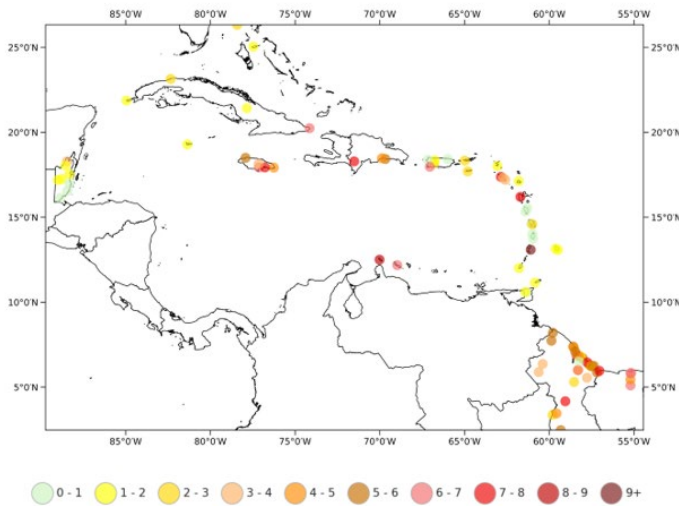


15-day dry spells



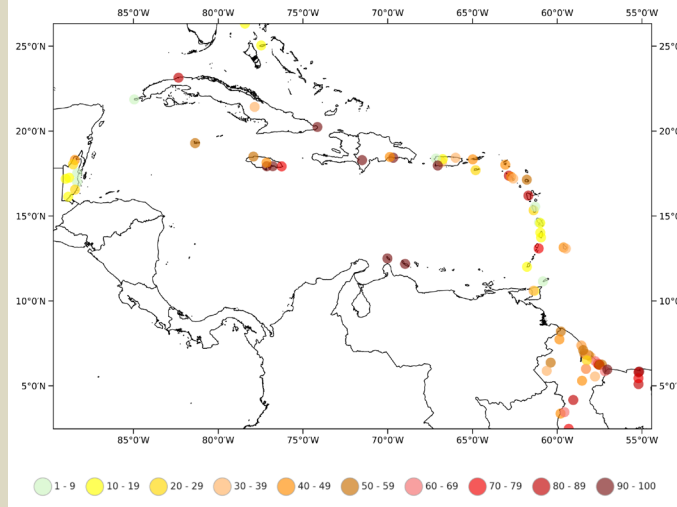
7-day dry spells – July to September

Historical avg. number of 7-day dry spells

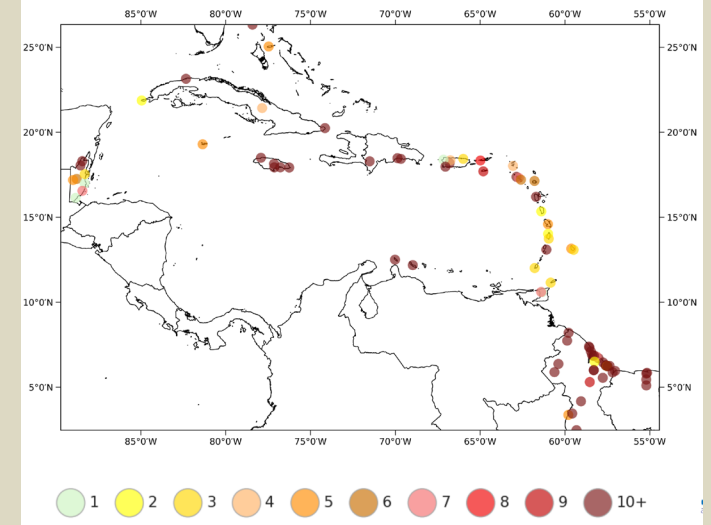


What is the FORECAST for July to September 2026?

Probability of at least THREE 7-day dry spells

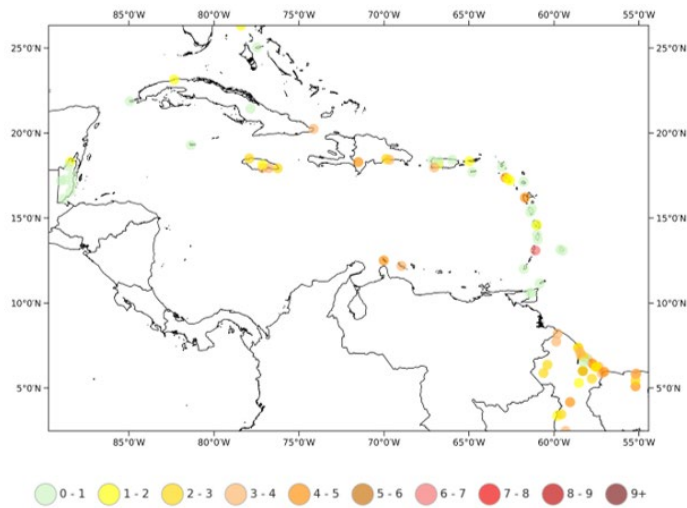


MAX number of 7-day dry spells



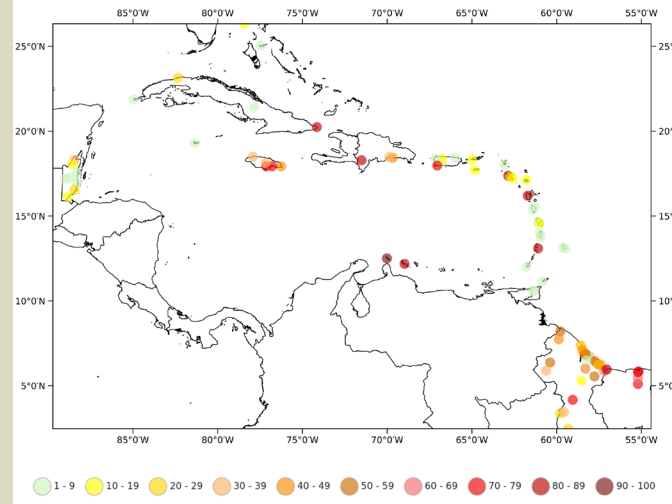
10-day dry spells – July to September

Historical avg. number of 10-day dry spells

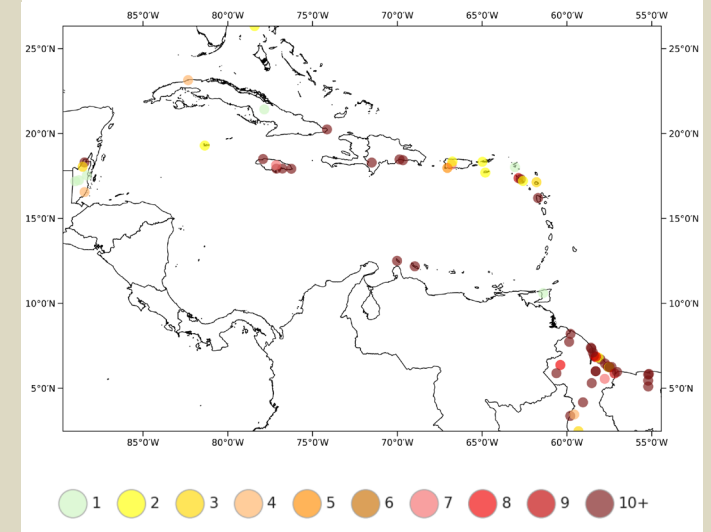


What is the FORECAST for July to September 2026?

Probability of at least TWO 10-day dry spells

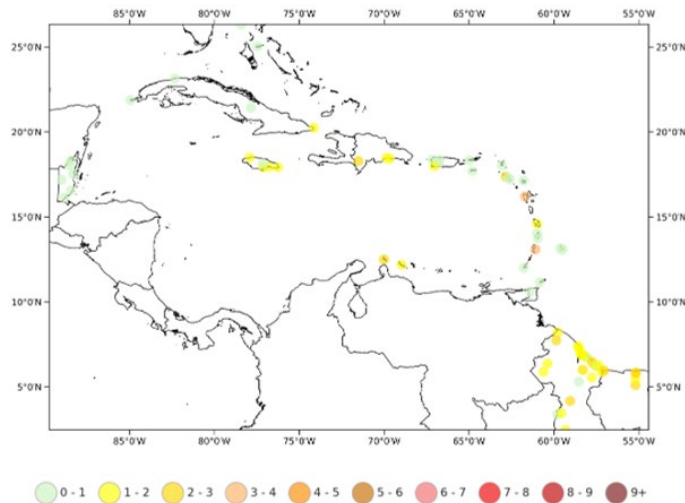


MAX number of 10-day dry spells



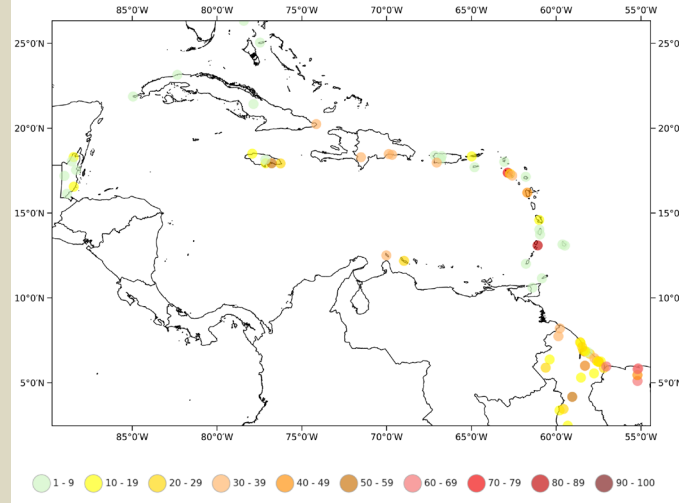
15-day dry spells – July to September

Historical avg. number of 15-day dry spells

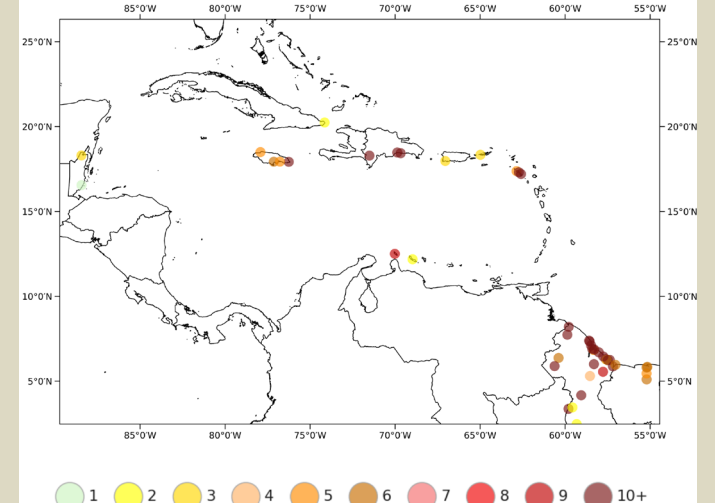


What is the FORECAST for July to September 2026?

Probability of at least ONE 15-day dry spell



MAX number of 15-day dry spells



July to September 2026

	No. of 7-dy dry spells			No. of 10-dy dry spells			No. of 15-dy dry spells		
	Climatology	Forecast		Climatology	Forecast		Climatology	Forecast	
Antigua (GreenCas)	0 - 3	1	- 7	0 - 2	0	- 3	0 - 1	0	- 0
Aruba (Beatrix)	5 - 9	24	- 29	3 - 6	7	- 16	1 - 3	3	- 10
Bahamas (Freeport)	1 - 3	4	- 11	0 - 1	0	- 2	0 - 0	0	- 0
Bahamas (NewProvi)	0 - 2	1	- 6	0 - 1	0	- 0	0 - 0	0	- 0
Barbados (CIMH)	0 - 2	1	- 5	0 - 1	0	- 1	0 - 0	0	- 0
Barbados (GAIA)	0 - 2	1	- 3	0 - 1	0	- 1	0 - 0	0	- 0
Belize_Belmopan	0 - 3	1	- 6	0 - 1	0	- 1	-	-	-
Belize (C. Farm)	1 - 3	2	- 5	0 - 1	1	- 1	0 - 0	0	- 0
Belize (Libertad)	1 - 7	6	- 42	0 - 4	1	- 16	0 - 2	0	- 4
Belize (Melinda)	0 - 1	0	- 1	0 - 1	0	- 0	-	-	-
Belize (PG-Airport)	0 - 2	1	- 5	0 - 1	0	- 1	0 - 0	0	- 0
Belize (Punta Gorda)	0 - 1	0	- 2	0 - 0	0	- 0	0 - 0	0	- 0
Belize (Savannah)	0 - 4	0	- 8	0 - 3	0	- 4	0 - 2	0	- 2
Belize (Towerhill)	0 - 4	2	- 12	0 - 2	0	- 3	0 - 1	0	- 0
Cayman	0 - 3	2	- 5	0 - 2	0	- 2	-	-	-
Cuba (Cabo-San-Antonio)	1 - 2	2	- 3	0 - 1	0	- 1	0 - 0	0	- 0
Cuba (Camaguey)	1 - 3	1	- 6	0 - 2	0	- 2	0 - 0	0	- 0
Cuba (Casablanca)	1 - 6	2	- 11	0 - 3	1	- 5	0 - 1	0	- 1
Cuba (Punta-de-Maisi)	6 - 8	19	- 19	3 - 5	5	- 8	1 - 3	1	- 3
Curacao (TNCC)	5 - 9	13	- 18	2 - 5	8	- 22	1 - 3	1	- 5
Dominica (Canefield)	0 - 1	0	- 2	0 - 1	0	- 0	-	-	-
Dominica (Douglas-Charles)	0 - 0	0	- 0	0 - 0	0	- 0	-	-	-
Dominican-Rep (Jimani)	5 - 12	18	- 28	2 - 8	10	- 35	1 - 5	4	- 26
Dominican-Rep (Las-Americas)	2 - 12	5	- 24	0 - 8	2	- 33	0 - 5	1	- 31
Dominican-Rep (Santo Domin.)	1 - 12	5	- 52	0 - 8	1	- 67	0 - 5	0	- 23

July to September 2026

	No. of 7-dy dry spells		No. of 10-dy dry spells		No. of 15-dy dry spells	
	Climatology	Forecast	Climatology	Forecast	Climatology	Forecast
Grenada (MBIA)	0 - 3	0 - 3	0 - 1	0 - 0	0 - 0	0 - 0
Guadeloupe (Petit-Bourg)	0 - 12	7 - 25	0 - 8	5 - 12	0 - 5	0 - 0
Guyana (Aishalton)	2 - 12	8 - 34	0 - 8	0 - 4	0 - 5	0 - 2
Guyana (Albion-Front)	2 - 9	14 - 52	0 - 5	2 - 27	0 - 3	1 - 12
Guyana (Apaikwa)	0 - 5	2 - 37	0 - 3	1 - 10	0 - 2	0 - 7
Guyana (Blairmont-6)	2 - 12	4 - 22	1 - 8	2 - 8	0 - 5	1 - 22
Guyana (Blairmont-7)	2 - 7	13 - 53	1 - 5	5 - 26	0 - 2	1 - 5
Guyana (Blairmont-Front)	2 - 7	2 - 11	1 - 5	3 - 16	0 - 2	0 - 3
Guyana (Charity)	1 - 9	8 - 67	0 - 6	2 - 31	0 - 4	1 - 14
Guyana (De-Kindren-Back)	1 - 12	3 - 25	0 - 8	2 - 10	0 - 5	0 - 14
Guyana (Ebini)	1 - 6	7 - 64	0 - 5	1 - 9	0 - 3	0 - 9
Guyana (Enmore-Fr)	2 - 8	15 - 67	0 - 5	2 - 30	0 - 3	1 - 15
Guyana (Georgetown)	1 - 3	1 - 7	0 - 2	1 - 3	0 - 1	0 - 1
Guyana (Great-Falls)	0 - 5	0 - 8	0 - 3	0 - 8	0 - 2	0 - 5
Guyana (Kamarang)	0 - 12	2 - 77	0 - 8	0 - 52	0 - 5	0 - 25
Guyana (La-Bagat)	2 - 9	15 - 58	1 - 6	6 - 48	0 - 3	1 - 11
Guyana (Leon-Front)	1 - 7	8 - 66	0 - 5	2 - 10	0 - 3	0 - 9
Guyana (Lethem)	0 - 12	1 - 15	0 - 8	1 - 18	0 - 5	0 - 15
Guyana (Mabaruma)	0 - 12	3 - 97	0 - 8	2 - 55	0 - 5	1 - 23
Guyana (Mackenzie)	0 - 12	7 - 90	0 - 8	5 - 38	0 - 5	3 - 24
Guyana (Mards)	2 - 12	20 - 79	1 - 8	8 - 59	0 - 5	2 - 32
Guyana (Mc-Nabb-B)	1 - 8	8 - 70	0 - 5	2 - 31	0 - 3	0 - 16
Guyana (New-Amsterdam)	2 - 6	2 - 5	1 - 2	2 - 2	0 - 1	0 - 1
Guyana (Onderneeming)	1 - 8	9 - 66	0 - 5	2 - 24	0 - 3	1 - 10
Guyana (Parishara)	2 - 12	1 - 8	1 - 8	0 - 4	0 - 5	0 - 2
Guyana (Port-Kai)	0 - 12	4 - 89	0 - 8	2 - 64	0 - 5	1 - 26

July to September 2026

	No. of 7-dy dry spells						No. of 10-dy dry spells						No. of 15-dy dry spells					
	Climatology			Forecast			Climatology			Forecast			Climatology			Forecast		
Guyana (Rose-Hall)	2	-	12	13	-	50	0	-	8	2	-	27	0	-	5	1	-	15
Guyana (Skeldon)	1	-	12	5	-	42	0	-	8	1	-	11	0	-	5	0	-	27
Guyana (Surama)	3	-	12	25	-	58	2	-	8	11	-	40	0	-	5	2	-	20
Guyana (Timehri)	0	-	1	0	-	2	0	-	1	0	-	1	-	-	-	-	-	-
Guyana (Wismar)	0	-	12	0	-	134	0	-	8	0	-	66	0	-	5	0	-	0
Jamaica (Bodles)	5	-	8	15	-	24	2	-	5	5	-	14	0	-	3	1	-	7
Jamaica (Duckenfield)	2	-	9	3	-	25	0	-	5	2	-	23	0	-	3	0	-	10
Jamaica (Manley)	5	-	9	7	-	20	1	-	6	5	-	21	0	-	3	1	-	6
Jamaica (Sangster)	2	-	7	13	-	53	0	-	5	2	-	27	0	-	2	0	-	7
Jamaica (Worthy-Park)	1	-	4	2	-	20	0	-	2	0	-	8	0	-	0	0	-	0
Martinique(Fort-de-France-Desaix)	0	-	1	0	-	0	0	-	0	0	-	0	-	-	-	-	-	-
Martinique (Lamentin-Aeroport)	0	-	1	0	-	6	0	-	0	0	-	0	0	-	0	0	-	0
Puerto-Rico (Adjuntas)	0	-	2	3	-	17	0	-	2	0	-	7	0	-	0	0	-	0
Puerto-Rico (Coloso)	0	-	2	0	-	2	0	-	1	0	-	0	0	-	0	0	-	0
Puerto-Rico (Magueyes-Island)	5	-	8	6	-	14	2	-	5	3	-	6	0	-	3	1	-	4
Puerto-Rico (San-Juan)	0	-	2	1	-	5	0	-	1	0	-	0	-	-	-	-	-	-
Puerto-Rico (Arecibo_Observatory)	0	-	3	1	-	5	0	-	2	0	-	2	0	-	1	0	-	0
St-Kitts (NatlAgriStn)	0	-	12	7	-	30	0	-	8	7	-	10	0	-	5	4	-	6
St-Kitts (RLBAirport)	0	-	12	1	-	33	0	-	8	0	-	50	0	-	5	0	-	32
St-Kitts (Vance-Amory)	1	-	12	0	-	5	0	-	8	0	-	2	0	-	5	0	-	26
St-Lucia (GFLCharles)	0	-	1	0	-	3	0	-	0	0	-	0	0	-	0	0	-	0
St-Lucia (Hewanorra)	0	-	2	0	-	4	0	-	0	0	-	0	0	-	0	0	-	0
St-Maarten (TNCM)	0	-	3	1	-	5	0	-	1	0	-	1	0	-	0	0	-	0

July to September 2026

	No. of 7-dy dry spells			No. of 10-dy dry spells			No. of 15-dy dry spells		
	Climatology	Forecast		Climatology	Forecast		Climatology	Forecast	
St-Vincent (Argyle)	12 - 12	0	- 10	8 - 8	0	- 0	5 - 5	0	- 0
Suriname (Cultuurtuin)	1 - 12	9	- 35	0 - 8	4	- 14	0 - 5	3	- 8
Suriname (Lelydorp)	1 - 12	7	- 29	0 - 8	5	- 15	0 - 5	2	- 8
Suriname (Nieuw-Nickerie)	2 - 12	8	- 33	1 - 8	4	- 13	0 - 5	3	- 8
Suriname (Zanderij)	0 - 12	6	- 26	0 - 8	3	- 11	0 - 5	1	- 6
Suriname (Zorg-en-Hoop)	0 - 12	7	- 33	0 - 8	4	- 15	0 - 5	2	- 7
Trinidad (Crown-Point)	0 - 3	0	- 5	0 - 1	0	- 1	0 - 0	0	- 0
Trinidad (Piarco)	0 - 1	0	- 1	0 - 0	0	- 0	-	-	-
Trinidad (UWI-St-Augustine)	0 - 2	0	- 7	0 - 1	0	- 2	0 - 0	0	- 0
USVI (St-Croix)	1 - 4	3	- 10	0 - 2	1	- 2	0 - 1	0	- 0
USVI (St-Thomas)	1 - 5	2	- 19	0 - 3	0	- 6	0 - 2	0	- 4



**Regional climate data, information, tools,
experimental and operational products
are available at
rcc.cimh.edu.bb**

Coordination: Caribbean Institute for Meteorology & Hydrology
Contact: caricof@cimh.edu.bb
Authors: Dr. Cédric J. Van Meerbeeck – *Climatologist* (cmeerbeeck@cimh.edu.bb)

The prototype for this product was developed with the generous support of the American People through the USAID funded BRCCC Programme in 2017.

Development Team: Dr. Cedric J. VAN MEERBEECK¹ (cmeerbeeck@cimh.edu.bb), Dr. Simon MASON²,
Dr. Teddy ALLEN², Ms. Wazita Scott¹

¹Caribbean Institute for Meteorology and Hydrology (CIMH), Barbados

²International Research Institute for Climate and Society (IRI), USA

