


Heat Outlook for June to November 2026

—

Episodes of excessive heat expected to ramp up as the Caribbean enters another unusually hot Heat Season

Participating countries and territories

Antigua & Barbuda, Aruba, Bahamas, Barbados, Belize, Cayman Islands, Cuba, Curaçao, Dominica, Dominican Republic, French Guiana, Grenada, Guadeloupe, Guyana, Haïti, Jamaica, Martinique, Puerto Rico, St. Barth's, St. Kitts & Nevis, St. Lucia, St. Maarten/St. Martin, St. Vincent & the Grenadines, Suriname, Trinidad & Tobago and the US Virgin Islands



caricof@cimh.edu.bb

CARICOF
CARIBBEAN CLIMATE OUTLOOK FORUM

Health: Greater frequency of heat symptoms due to excessive heat particularly in The Bahamas and the Greater Antilles (peaking in August-September)

Public health:


- *strong* increase in mild heat symptoms
- *strong* increase in heat illnesses, fainting episodes, hospitalisations, health services
- *likely* increase in biological risk (e.g. Aedes mosquito borne diseases, gastrointestinal disease)
- *exacerbation* of vulnerability in patients with chronic illness, children, pregnant women and the elderly

Occupational health:

- *potential* increase in exhaustion during intense outdoor activity
- *strongly* reduced labour performance and productivity if unprotected

Well-being:

- *significantly* increased sweating and water consumption
- snacking/binge eating leading to acute negative health impacts (hypertension, diabetes) and weight gain
- *increased* fatigue, irritability and aggression during prolonged heatwaves



Agriculture: Expect *significant* impacts from excessive heat particularly in The Bahamas and the Greater Antilles (peaking in August-September)



Livestock:

- *increased* cooling and ventilation need to mitigate heat stress in small and large livestock
- stunted growth rate of broilers and egg production of layers
- *likely* reduced dairy production

Crop agriculture:

- *exacerbation* of any evolving drought conditions leading to increased wilting
- *strongly* reduced productivity between 10 AM and 3 PM

Fisheries:

- *increased* water temperatures potentially reducing catch of reef fish, die-off and migration of pelagic fish
- *significant* potential for coral reef bleaching as early as August

Forestry:

- *exacerbation* of any evolving drought conditions
- increased wildfire potential if fuel stock is dry

Tourism – Energy – Water:

Expect *significant* impacts from excessive heat particularly in The Bahamas and the Greater Antilles (peaking in August-September)

Tourism:

- **Heat adaptation** – significantly increased demand for AC and refrigeration and associated costs in hotels
- **Diving operations** – strong potential coral reef bleaching in the northern parts of the Caribbean, possibly reducing demand in the long term

Energy:

- **Production** – reduced efficiency of power generation; potential increase in interruptions as a result of spikes in cooling demand
- **Demand and consumption** – strongly increased cooling need in households, hotels, restaurants

Water:

- **Quantity and quality** – recharge of water reservoirs along the wet season slowed down due to increased evapotranspiration; potential increase in algal blooms
- **Consumption** – likely increase in households, hotels and power utilities



DRM – Child Care & Education

Expect *significant* impacts from excessive heat particularly in The Bahamas and the Greater Antilles (peaking in August-September)



DRM:

- **Risk:** *potentially* increased mortality and increased need for cooling strategies immediately post disaster (e.g. intense heat after passage of tropical cyclone); increased wildfire potential (if fuel stock is dry)
- **Operations:** *likely* reduced productivity of warehouse staff if unprotected

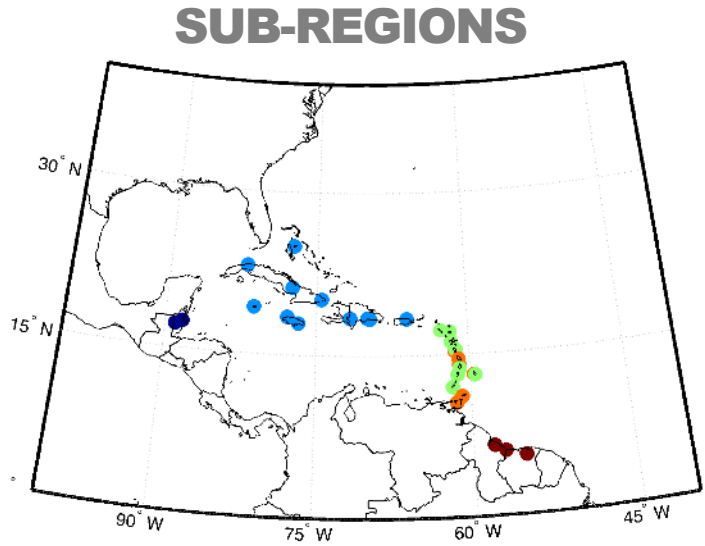
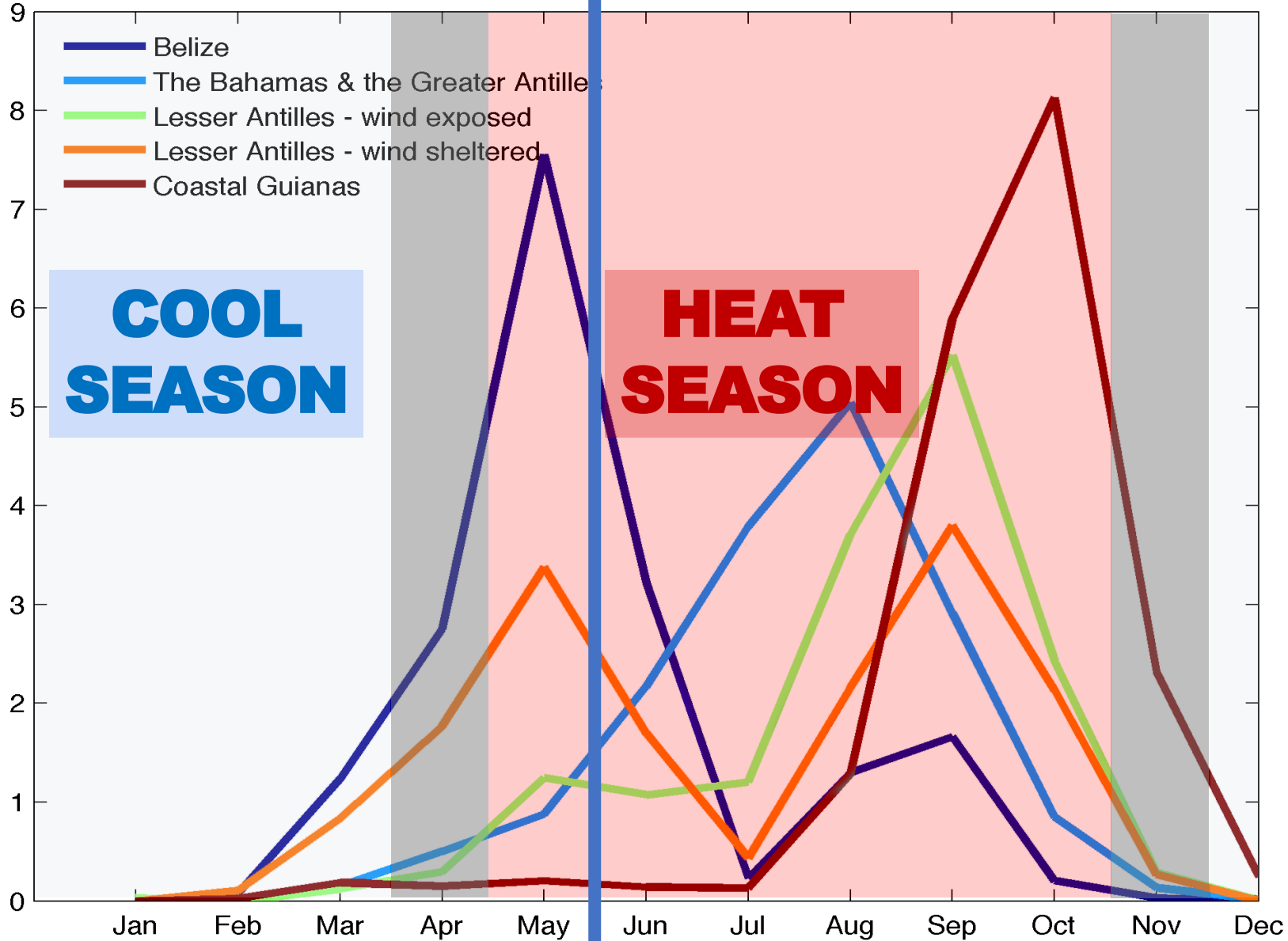


Child care and education:

- **Learning:** *significantly* reduced productivity and reduced learning ability of students during the summer semester and at the start of the 2026-2027 school year
- **Child Protection:** *potential* increase in aggression during prolonged heatwaves

TODAY
(late-May)

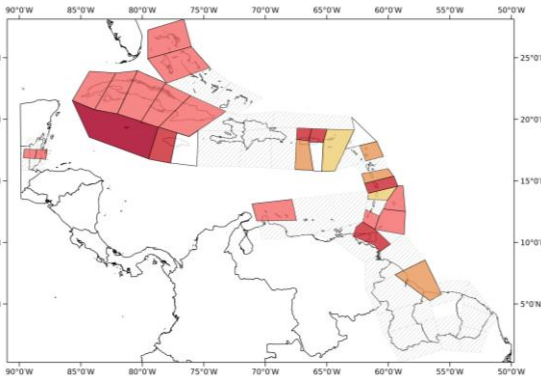
Number of days per month
spent in heatwaves



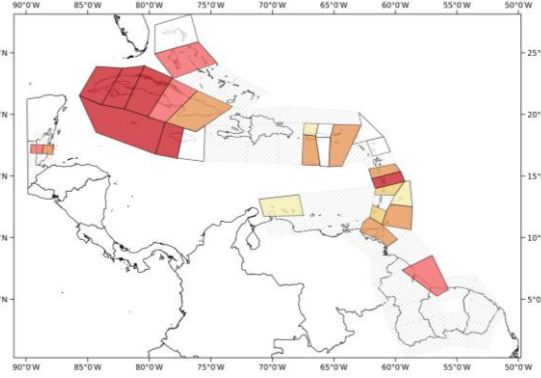
Overall, how hot will the next three to six months be?

Jun-Jul-Aug 2026

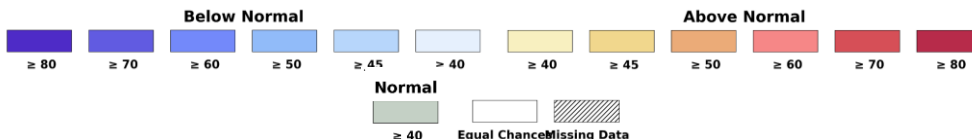
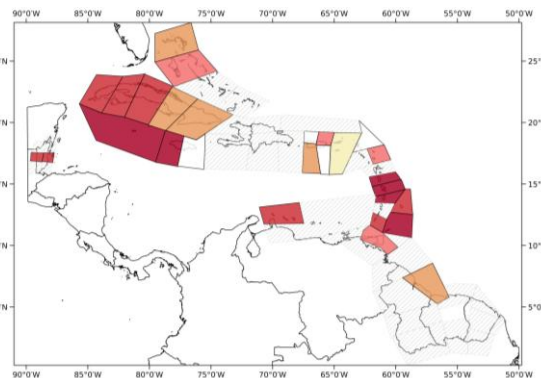
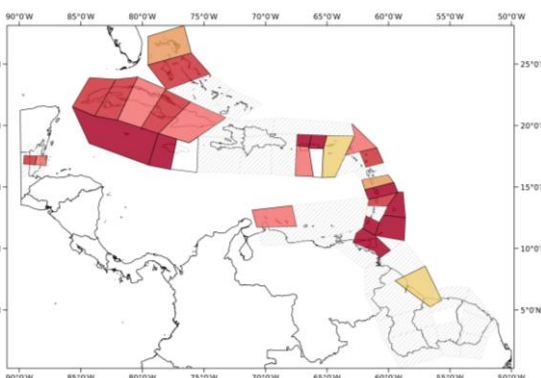
Night-time



Daytime



Sep-Oct-Nov 2026



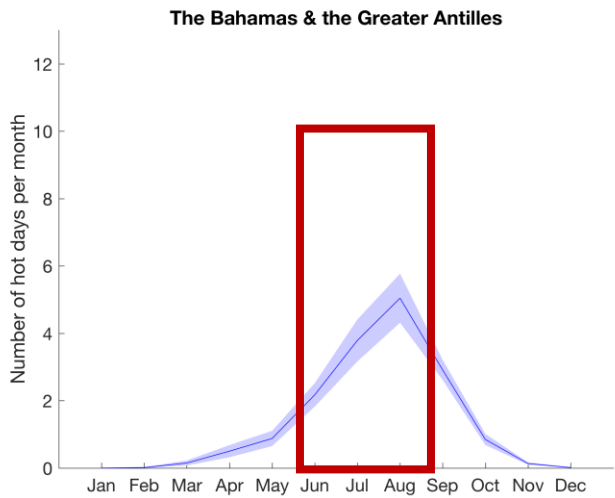
FORECAST:

1. June to August, marking the summer part of the Caribbean Heat Season in the Caribbean Islands and Belize is forecast to likely be at least as warm as usual.
2. Intense night-time and daytime heat is expected, especially in August and September.

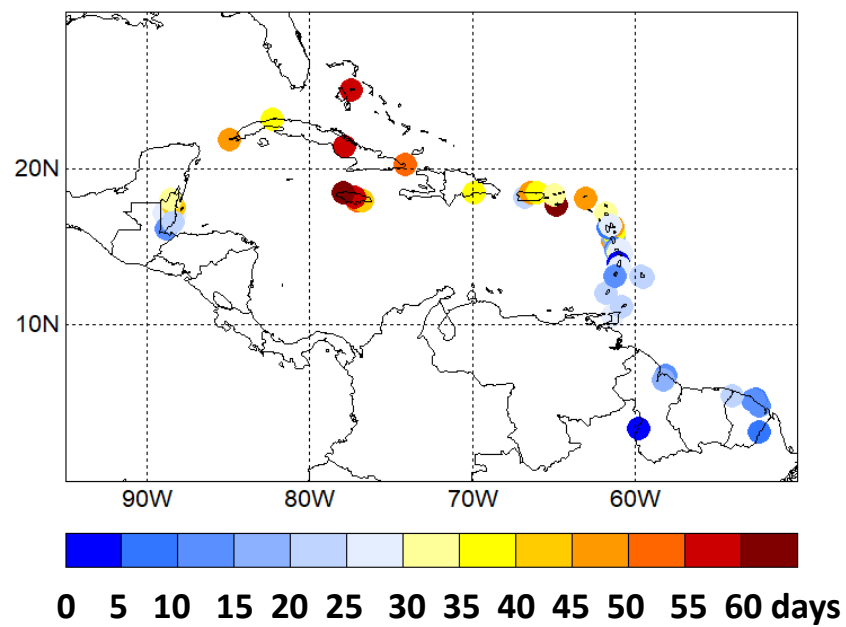
IMPLICATIONS:

- Frequent and intense episodes of excessive heat exposure leading to severe heat stress in the vulnerable population & small livestock because of high temperature, increasing humidity and intense hot spells through October.
- Cooling need rising steeply, peaking in August and September in the Islands and Belize (September and October in the Guianas).
- Level of impact to significantly increase in case a strong El Niño takes shape.

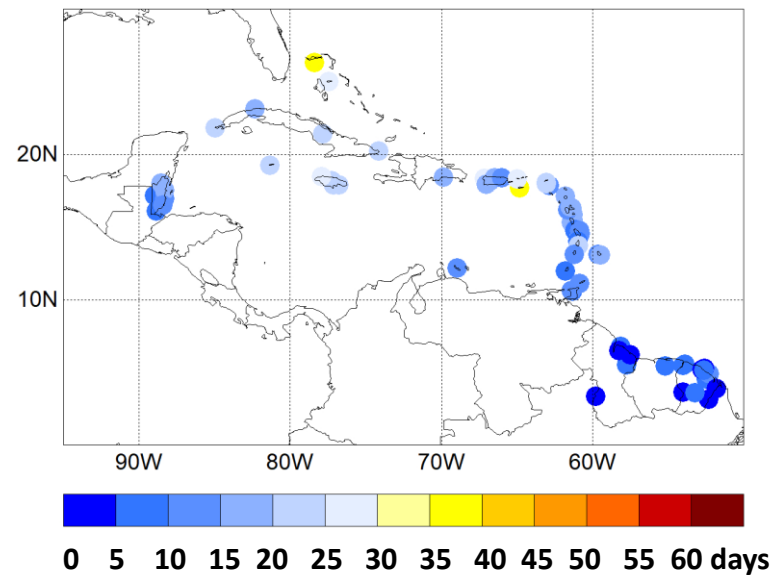
How many days spent in hot spells to expect for June to August 2026?



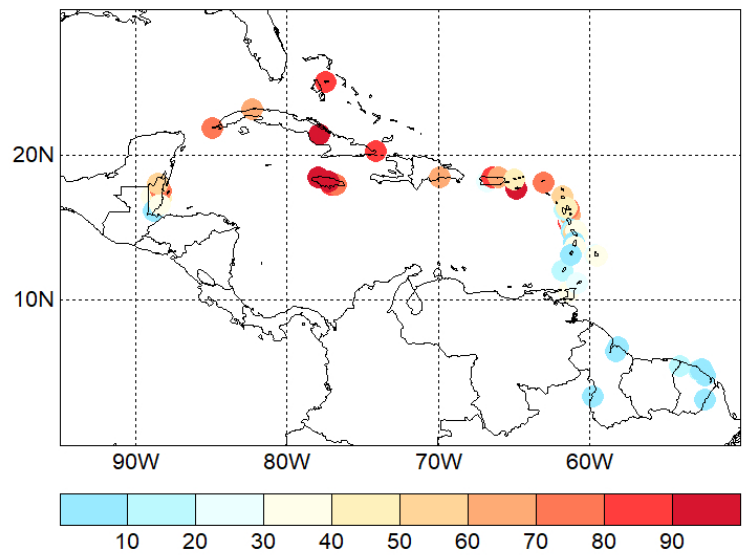
Hot-spell days from June to August 2026



Hot-spell days from Jun. to Aug. (1991-2020 avg.)








Prob. at least 30 hot-spell days from Jun. to Aug. 2026



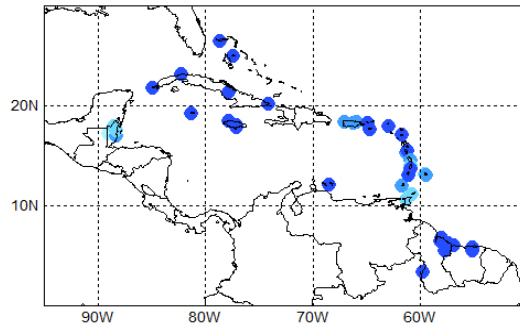
USUALLY: 25-40 hot-spell days in The Bahamas, USVI; 10-25 in ABC Islands, Barbados, northern Belize, Dominica, Greater Antilles, Leeward Islands, Saint Lucia, Trinidad; no more than 15 elsewhere.

FORECAST: *Strong increase in hot-spells anywhere north of 18°N with likely 30 or more hot-spell days in The Bahamas, Cuba, Jamaica, St. Croix; moderate increase in hot-spell days in Barbados, central & south Belize, coastal Guianas, Trinidad & Tobago, Windward Islands.*

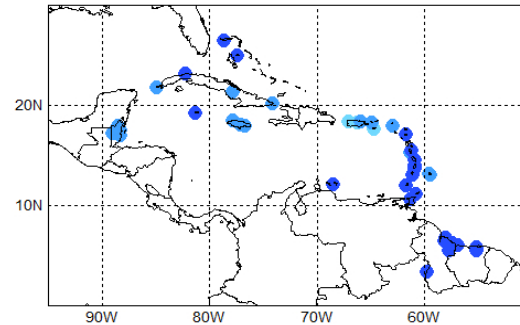
Historical monthly heat impact potential due to heatwaves during the heat season

Heat impact potential	Colour codes	Percentage of time spent in hot spells
EXTREMELY HIGH		>80%
HIGH		50-80%
MODERATE		20-50%
SLIGHT		10-20%
MARGINAL		0-10%

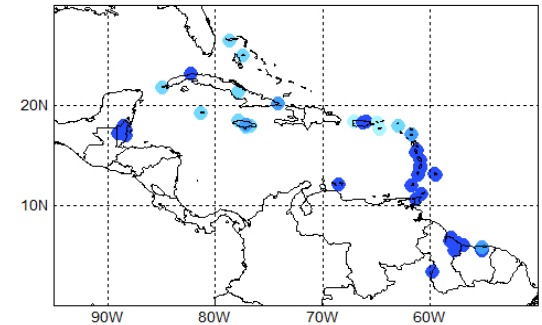
May



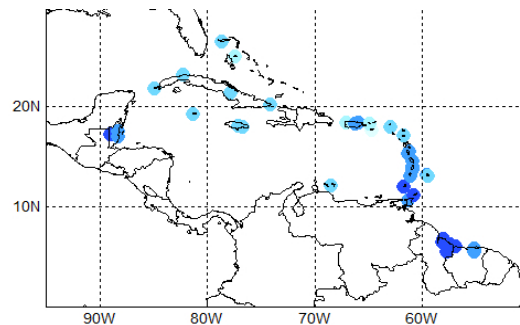
June



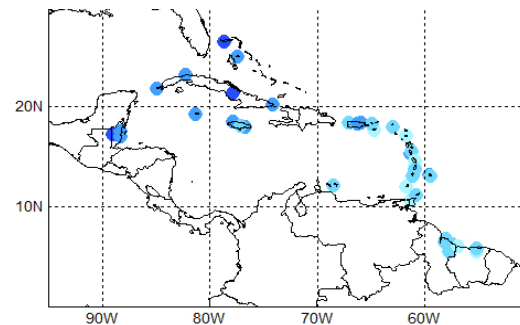
July



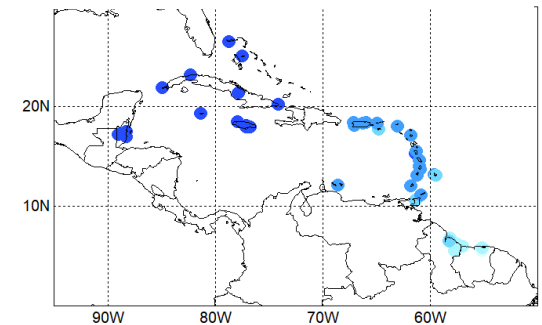
Aug



Sept



Oct



- May: Moderate potential in Belize; marginal to slight elsewhere.
- Jun.: Slight potential in Barbados and areas from St. Martin westwards; marginal elsewhere.
- Jul.: Slight to moderate potential in the Greater Antilles & Leeward Is.; marginal to slight elsewhere.
- Aug.: Moderate potential in Barbados & islands westwards of Guadeloupe; marginal elsewhere.
- Sep.: Moderate potential in the ABC Is., Lesser Antilles, Guianas; marginal to slight elsewhere.
- Oct.: Moderate potential in Barbados, the Guianas & St. Croix; marginal westwards of Hispaniola; slight elsewhere.



CARICOF
CARIBBEAN CLIMATE OUTLOOK FORUM

**Regional climate data, information, tools,
experimental and operational products
are available at
rcc.cimh.edu.bb**

Coordination: Caribbean Institute for Meteorology & Hydrology
Contact: caricof@cimh.edu.bb
Authors: Dr. Cédric J. Van Meerbeeck – *Climatologist* (cmeerbeeck@cimh.edu.bb)
and Mrs. Janice Reid – *ClimSA Project intern*

The prototype for this product was developed with the generous support of the American People through the USAID funded BRCCC Programme in 2017.

Development Team: Dr. Cedric J. VAN MEERBEECK¹ (cmeerbeeck@cimh.edu.bb), Dr. Simon MASON²,
Dr. Hannah Nissan², Dr. Teddy ALLEN², Ms. Wazita Scott¹

¹Caribbean Institute for Meteorology and Hydrology (CIMH), Barbados

²International Research Institute for Climate and Society (IRI), USA