

Dry Spells Outlook for January to March 2026

Coordination – CIMH – Dr. Cédric J. Van Meerbeeck
caricof@cimh.edu.bb

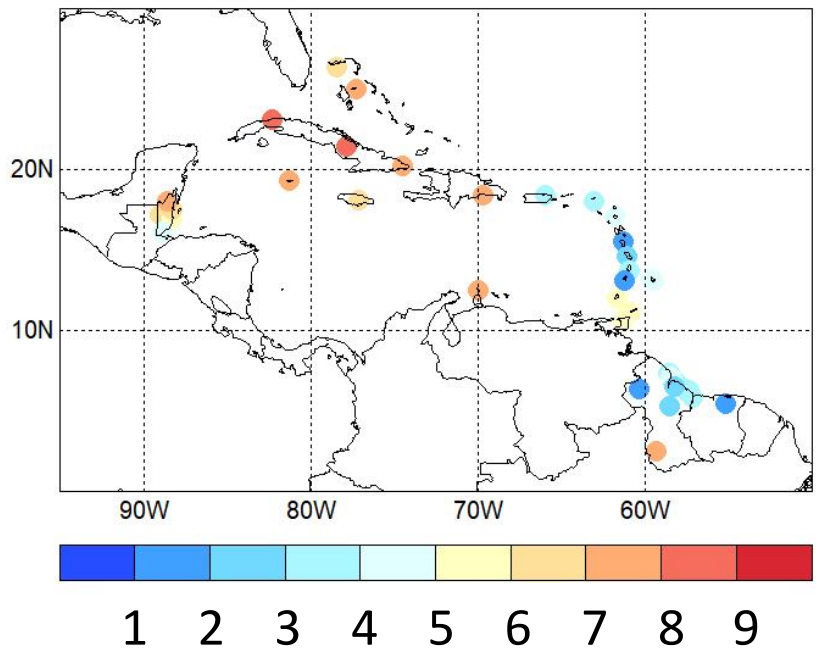
Participating territories

Antigua & Barbuda, Aruba, Bahamas, Barbados, Belize, Cayman Islands, Cuba, Curaçao, Dominica, Dominican Republic, French Guiana, Grenada, Guadeloupe, Guyana, Haïti, Jamaica, Martinique, Puerto Rico, St. Barts, St. Kitts & Nevis, St. Lucia, St. Maarten/St. Martin, St. Vincent & the Grenadines, Suriname, Trinidad & Tobago and the US Virgin Islands

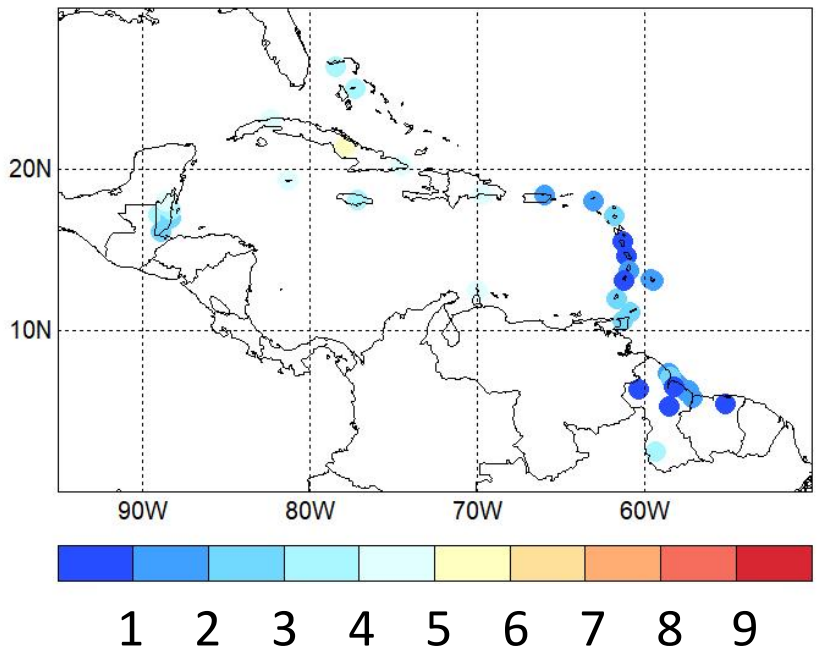


How many 7-day, 10-day or 15-day dry spells do we historically get **on average** from January to March?

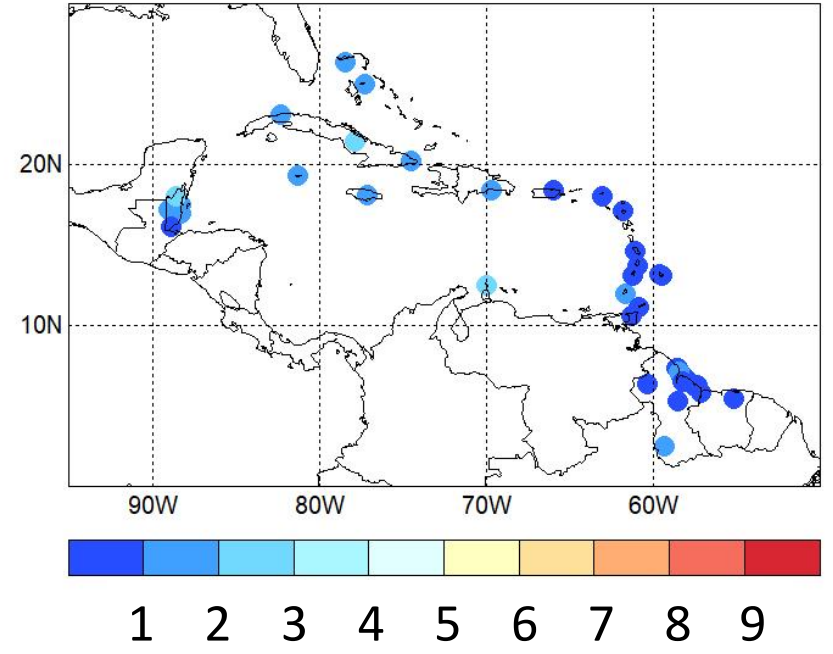
7-day dry spells



10-day dry spells

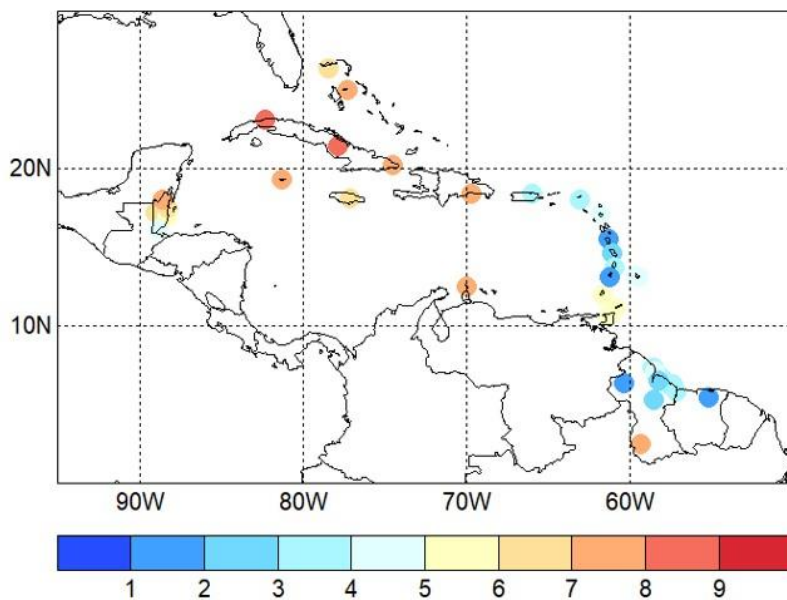


15-day dry spells

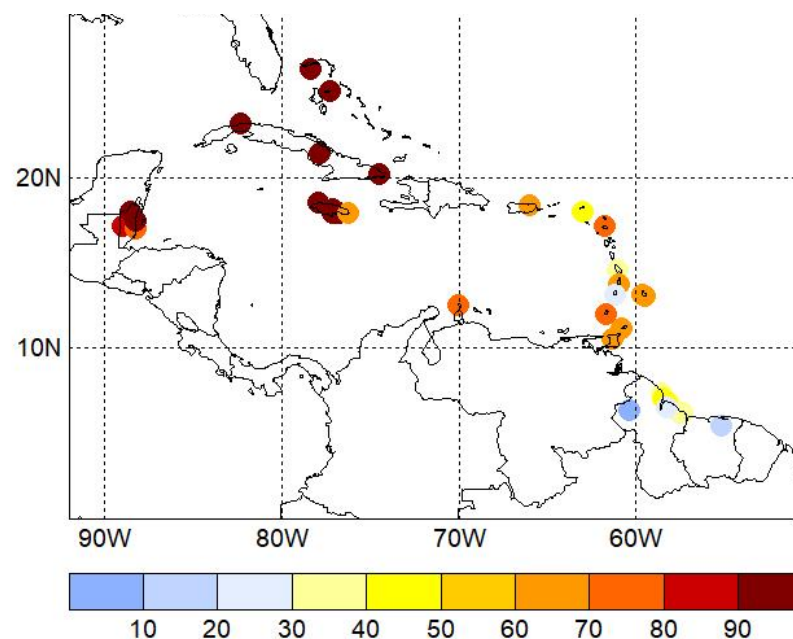


7-day dry spells from January to March 2026

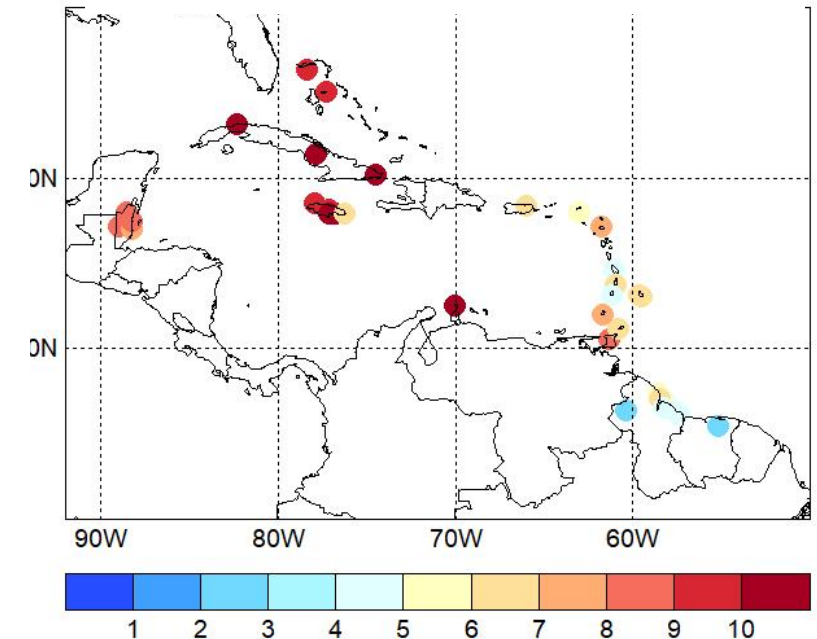
**Historical avg. number
of 7-day dry spells**



**Probability of at least
THREE 7-day dry spells**



**MAX number of 7-day
dry spells**





**Regional climate data, information, tools,
experimental and operational products
are available at**

<https://rcc.cimh.edu.bb>

Coordination:
Contact: Caribbean Institute for Meteorology & Hydrology
caricof@cimh.edu.bb

Author(s): Dr. Teddy Allen – *Asst. Climatologist*
(contact: tallen@cimh.edu.bb)

The prototype for this product was developed in 2017 with the generous support of the American People through the USAID funded BRCCC Programme

Development Team: Dr. Cedric J. VAN MEERBEECK¹, Dr. Teddy Allen^{1,2}, Dr. Simon MASON²

¹Caribbean Institute for Meteorology and Hydrology (CIMH), Barbados;

²Formerly at: International Research Institute for Climate and Society (IRI), USA

