

Agro-meteorological Bulletin and Assessment for Farmers and Livestock Producers of Trinidad and Tobago for the Second 15-Day Period (16th - 31st) of August, 2025

Definitions used in the forecast and bulletin:

Term		Meaning
Dekad		10 day rainfall measuring period
Rain Day		A day with 1.0 mm or more of rainfall amount
Wet Day		A day with 10.0 mm or more rainfall amount
Extremely Wet Day		A day with 25.0 mm or more of rainfall amount
Normal Rainfall		Between 75% and 125% of the average
Below Normal Rainfall		Rainfall below 75% of the average
Above Normal Rainfall		Rainfall in excess of 125% of the average
Much Below Normal Rainfall		Rainfall below 50% of the average
Much Above Normal Rainfall		Rainfall above 150% of the average
Scanty Rainfall		Less than 1 mm
Moderate Rainfall		1-10 mm
Heavy Rainfall		10-50 mm
Very Heavy Rainfall		Greater than 50 mm
Probability of 1-30 %		Low Chance
Probability of 30-70 %		Moderate Chance
Probability greater than 70 %		High Chance
Term	Amount of Rain	Type of day
Scanty Rainfall	Less than 1 mm	Relatively dry day
Moderate Rainfall	1-10 mm	Relatively wet day
Heavy Rainfall	10-50 mm	Wet day
Very Heavy Rainfall	Greater than 50 mm	Excessively wet day
















Weather Bulletin for Farmers and Livestock Producers of Trinidad and Tobago for the 15-day period (16th-31st) of August 2025.

Date	Weather	Temperature	Heat Real Feel	Day Moisture (Relative Humidity)	Wind

Disclaimer













This information is provided with the understanding that the Trinidad and Tobago Meteorological Service makes no warranties, either expressed or implied, concerning the accuracy, completeness, reliability, or suitability of the forecast or outlook contained in this document. The information may be used freely by the public with appropriate acknowledgement of its source, but shall not be modified in content and then presented as original material.

Issue date: 2025-08-18

16 th	 80% chance of showers	10-30 mm of rainfall is possible	Partly cloudy/cloudy,gusty,showery, isolated heavy shower/thunderstorm	Warm  Max/Min Temperatures °C 31.5/23.8	Feels like 39-43 °C	60-78%	 East-southeast 5-10 km/h Gust 35 km/h
17 th	 80% chance of showers	10-30 mm of rainfall is possible	Partly cloudy/cloudy,gusty,showery, isolated heavy shower/thunderstorm	Very Warm  Max/Min Temperatures °C 32.7/23.6	Feels like 36-40 °C	60-78%	 East-southeast 2-10 km/h Gust 35 km/h
18 th	 65% chance of showers	0-3 mm of rainfall is possible	Partly cloudy, hazy, breezy, few/ scattered showers	Very Warm  Max/Min Temperatures °C 32.0/25.0	Feels like 37-40 °C	56-70%	 East-southeast 10-20 km/h Gust 30 km/h
19 th	 65% chance of showers	1-5 mm of rainfall is possible	Partly cloudy, hazy, breezy, few/ scattered showers	Warm  Max/Min Temperatures °C 31.0/25.0	Feels like 35-39 °C	58-74%	 East 10-20 km/h Gust 30 km/h
20 th	 65%	1-5 mm of rainfall is	Partly cloudy, hazy, breezy, few/ scattered showers	Very Warm  Max/Min Temperatures °C 31.0/25.0	Feels like	58-75%	 East 10-20 km/h Gust
















Disclaimer

This information is provided with the understanding that the Trinidad and Tobago Meteorological Service makes no warranties, either expressed or implied, concerning the accuracy, completeness, reliability, or suitability of the forecast or outlook contained in this document. The information may be used freely by the public with appropriate acknowledgement of its source, but shall not be modified in content and then presented as original material.

	chance of showers	possible		Max/Min Temperatures °C 32.7/24.0	34°C-36°C		30 km/h
21 st	 65% chance of showers	1-5 mm of rainfall is possible	Partly cloudy, hazy, breezy, few/ scattered showers	Very Warm  Max/Min Temperatures °C 32.7/24.0	Feels like 35°C-39°C	62-76%	 East-southeast 10-20 km/h Gust 30 km/h
22 nd	 68% chance of showers	10-40 mm of rainfall is possible	Partly cloudy/cloudy,gusty,showery, isolated heavy shower/thunderstorm	Very Warm  Max/Min Temperatures °C 29.0/24.0	Feels like 30°C-36°C	57-78%	 East-southeast 10-20 km/h Gust 30 km/h
23 rd	 80% chance of showers	10-40 mm of rainfall is possible	Partly cloudy/cloudy,gusty,showery, isolated heavy shower/thunderstorm	Warm  Max/Min Temperatures °C 30.0/24.0	Feels like 30°C-34°C	65-78%	 East-southeast 10-20 km/h Gust 30 km/h
24 th	 60% chance of showers	1-5 mm of rainfall is possible	Partly cloudy, hazy, breezy, few/ scattered showers	Warm  Max/Min Temperatures °C 31.0/25.0	Feels like 37°C-36°C	65-78%	 East-northeast 8-16 km/h Gust 30 km/h







Disclaimer

This information is provided with the understanding that the Trinidad and Tobago Meteorological Service makes no warranties, either expressed or implied, concerning the accuracy, completeness, reliability, or suitability of the forecast or outlook contained in this document. The information may be used freely by the public with appropriate acknowledgement of its source, but shall not be modified in content and then presented as original material.

25 th	 60% chance of showers	1-5 mm of rainfall is possible	Partly cloudy, hazy, breezy, few/ scattered showers	Warm  Max/Min Temperatures °C 30.0/24.0	Feels like 31°C-31°C	61-78%	 East-southeast 10-20 km/h Gust 30 km/h
26 th	 80% chance of showers	10-40 mm of rainfall is possible	Partly cloudy/cloudy, gusty, showery, isolated heavy shower/thunderstorm	Warm  Max/Min Temperatures °C 30/24	Feels like 35°C-36°C	77-86%	 East-southeast 10-20 km/h Gust 30 km/h
27 th	 60% chance of showers	5-10 mm of rainfall is possible	Partly cloudy, hazy, breezy, few/ scattered showers	Warm  Max/Min Temperatures °C 30.0/24.0	Feels like 33°C-34°C	65-78%	 East-southeast 10-20 km/h Gust 30 km/h
28 th	 60% chance of showers	5-10 mm of rainfall is possible	Partly cloudy, hazy, breezy, few/ scattered showers	Warm  Max/Min Temperatures °C 31.0/24.0	Feels like 34°C-36°C	65-78%	 East-southeast 10-20 km/h Gust 30 km/h
29 th	 60% chance of	5-10 mm of rainfall is possible	Partly cloudy, hazy, breezy, few/ scattered showers	Warm 	Feels like 34°C-33°C	65-74%	 East-southeast 10-20 km/h Gust 30

Disclaimer

This information is provided with the understanding that the Trinidad and Tobago Meteorological Service makes no warranties, either expressed or implied, concerning the accuracy, completeness, reliability, or suitability of the forecast or outlook contained in this document. The information may be used freely by the public with appropriate acknowledgement of its source, but shall not be modified in content and then presented as original material.

	showers			Max/Min Temperatures °C 31.0/24.0			km/h
30 th	 60% chance of showers	5-10 mm of rainfall is possible	Partly cloudy, hazy, breezy, few/ scattered showers	Warm  Max/Min Temperatures °C 31.0/24.0	Feels like 35°C- 37°C	65-70%	 East- southeast 10-20 km/h Gust 30 km/h
31 st	 68% chance of showers	10-20 mm of rainfall is possible	Partly cloudy/cloudy,gusty,showery, isolated heavy shower/thunderstorm	Very Warm  Max/Min Temperatures °C 31.0/24.0	Feels like 34°C- 34°C	72-78%	 East- southeast 10-20 km/h Gust 30 km/h

Trinidad Rainfall Forecast for the 15-Day period of August (16th–31st) 2025.

Disclaimer

This information is provided with the understanding that the Trinidad and Tobago Meteorological Service makes no warranties, either expressed or implied, concerning the accuracy, completeness, reliability, or suitability of the forecast or outlook contained in this document. The information may be used freely by the public with appropriate acknowledgement of its source, but shall not be modified in content and then presented as original material.

Issue date: 2025-08-18

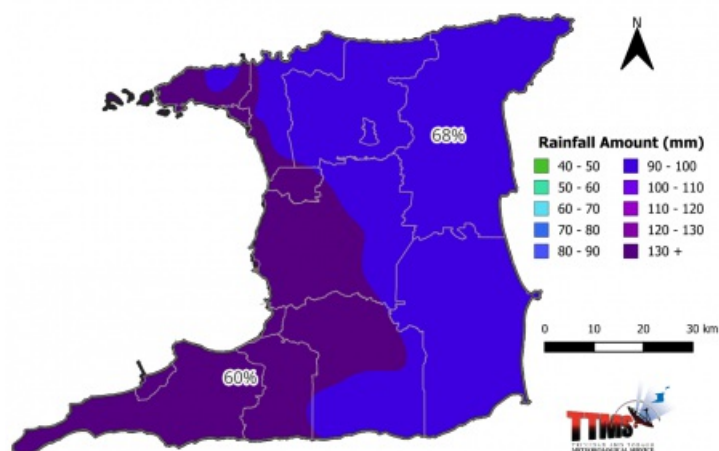


Figure 1. Rainfall map of Trinidad showing expected mean rainfall totals for districts across Trinidad during the 15-day period (16th-31st) August and percentage probability of occurrence.

Eastern, and North-Eastern areas

Moderate chance (68%) of mean daily rainfall up to 6.7 mm.

South-Eastern areas

Moderate chance (68%) of mean daily rainfall up to 6.7 mm.

Southern areas

Moderate chance (60%) of mean daily rainfall up to 9.3 mm.

South-Western areas

Moderate chance (60%) of mean daily rainfall up to 9.6 mm.

Central, West-Central, and inland areas

Moderate chance (60%) of mean daily rainfall up to 9.0 mm.

Northern, North-Western areas

Moderate chance (68%) of mean daily rainfall up to 7.6 mm.

Tobago Rainfall Forecast for the 15-Day period of August (16th-31st) 2025.

Disclaimer

This information is provided with the understanding that the Trinidad and Tobago Meteorological Service makes no warranties, either expressed or implied, concerning the accuracy, completeness, reliability, or suitability of the forecast or outlook contained in this document. The information may be used freely by the public with appropriate acknowledgement of its source, but shall not be modified in content and then presented as original material.

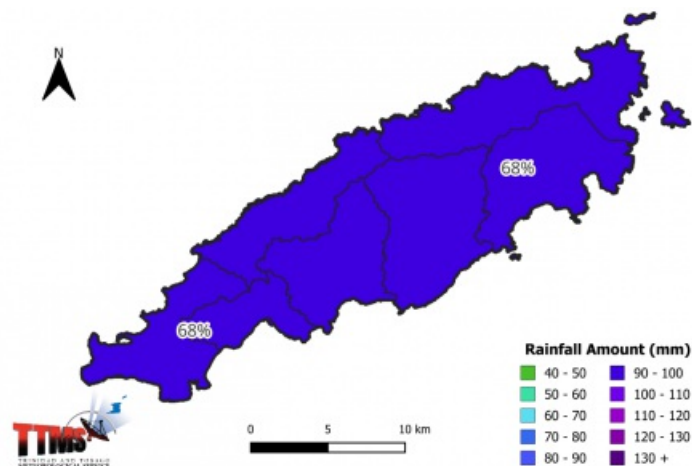


Figure 2. Rainfall map of Tobago showing expected mean rainfall totals for districts across Tobago during the 15-day period (16th-31st) August 2025 and percentage probability of occurrence.

North-Eastern areas

Moderate chance (68%) of mean daily rainfall up to 6.7 mm.

South-Western areas

Moderate chance (68%) of mean daily rainfall up to 6.7 mm.

Sun and Moon Positions in the Sky August (16th-31st) 2025.

The sun is presently at 12.8 degrees North latitude and with this position, the day-length or number of sunlight hours in Trinidad and Tobago from August 16th will be 12 hours and 26 minutes, decreasing slightly to 12 hours and 19 minutes by the 31st of August 2025. According to the moon's phases, the 16th (Third Quarter Moon Phase), 18th, 19th and good days to plant below-ground crops. The 20th- 23rd (New Moon Phase) and 24th of August are good days for killing weeds and clearing bush. The 25th-29th are good days to plant above-ground crops. However, the 30th -31st (First Quarter Moon Phase) are poor planting days and should be used for clearing land and ploughing fields.

Summary of Expected Weather:

Trinidad and Tobago:

Relatively wet days are expected on 18th-21st, 24th-25th and 27th-30th with 10.0 mm or less rainfall, while wet days with rainfall totals of 10.0-40.0 mm are expected on the 16th-17th, 22nd-23rd, 26th and 31st.

Disclaimer

This information is provided with the understanding that the Trinidad and Tobago Meteorological Service makes no warranties, either expressed or implied, concerning the accuracy, completeness, reliability, or suitability of the forecast or outlook contained in this document. The information may be used freely by the public with appropriate acknowledgement of its source, but shall not be modified in content and then presented as original material.

Temperatures & Winds:

The maximum temperatures are expected to be very warm. Daily temperatures ranged between 29.0°C to 32.7 °C throughout the period. However, temperatures are expected to have a real-feel or feels-like temperature between 30.0 °C to 39.0 °C on most days. The minimum temperatures will range between 23.6 °C to 25.0 °C during most nights/early mornings, dropping lower in rural areas and valleys.

In general, mostly moderate southeasterly to easterly winds with an average speed of 20-40 km/h are expected. High rainfall totals, mostly moderate speeds, warm to very-warm days, and warm feels-like temperatures will sustain average evapotranspiration rates in crops ranging between 4.0 to 10.0 mm per day.

Moisture levels:

Over the fifteen-day period across Trinidad and Tobago, moisture levels are expected to be low with average daytime relative humidity values in the upper-50s to upper-70s, in terms of percentage.

Disclaimer

This information is provided with the understanding that the Trinidad and Tobago Meteorological Service makes no warranties, either expressed or implied, concerning the accuracy, completeness, reliability, or suitability of the forecast or outlook contained in this document. The information may be used freely by the public with appropriate acknowledgement of its source, but shall not be modified in content and then presented as original material.

Highlighted Possible Impacts on Agriculture:

Mixed conditions are expected during 16th-31st of August 2025. On some days expect partly cloudy, warm and breezy conditions, while on other days expect partly cloudy to cloudy periods with heavy showers or thundershowers and gusty winds. Therefore, scheduling of irrigation days on fields to maintain optimal soil moisture would be necessary on certain days. There remains a moderate (60%) chance of heat stress in young livestock, newly germinated and transplanted seedlings in fields. There is a moderate probability (60-70%) that strong winds may cause physical damage to young plants and flowering mature plants in wind-exposed areas. There is also a moderate probability (60%) chance for fungi spreading, insect pests and warm/moist weather diseases developing in crop beds.

Weather Assessment for the period August (1st-15th) 2025.

High rainfall amounts occurred during the first half of August across Trinidad and Tobago. The rainfall totals maps for the period 1st to 15th of August for Trinidad and Tobago are located below as figure 1 and figure 2.

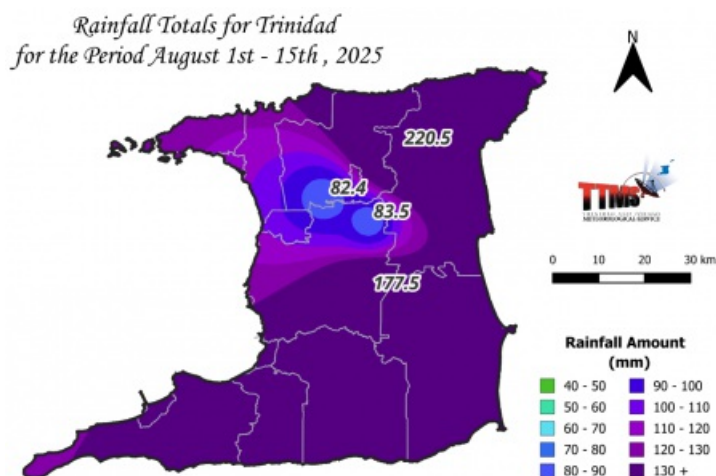


Figure 1. Rainfall map of Trinidad showing measured rainfall totals for varying districts during the period 1st to 15th of August 2025.

Disclaimer

This information is provided with the understanding that the Trinidad and Tobago Meteorological Service makes no warranties, either expressed or implied, concerning the accuracy, completeness, reliability, or suitability of the forecast or outlook contained in this document. The information may be used freely by the public with appropriate acknowledgement of its source, but shall not be modified in content and then presented as original material.

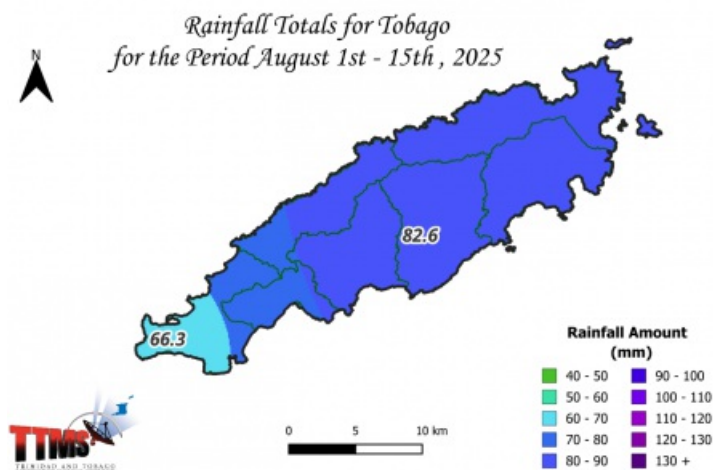


Figure 2. Rainfall map of Tobago showing measured rainfall totals for varying districts during the period 1st to 15th of August 2025.

Temperatures:

Temperatures were cool to warm during the period 1st to 15th of August, with the minimum nighttime temperature falling to 23.3 °C (7th August) and the maximum daytime temperature rising to 33.7 °C (13th August), in Trinidad.

Similarly, Tobago temperatures were cool to warm during the period 1st to 15th of August, with the minimum nighttime temperature falling to 24.7 °C (10th August) and the maximum daytime temperature rising to 31.9 °C (12th August).

Summary

Summary of Expected Weather:

Trinidad and Tobago:

Relatively wet days are expected on 18th-21st, 24th-25th and 27th-30th with 10.0 mm or less rainfall, while wet days with rainfall totals of 10.0-40.0 mm are expected on the 16th-17th, 22nd-23rd, 26th and 31st.

Temperatures & Winds:

The maximum temperatures are expected to be very warm. Daily temperatures ranged between 29.0°C to 32.7 °C throughout the period. However, temperatures are expected to have a real-feel or feels-like temperature between 30.0 °C to 39.0 °C on most days. The minimum temperatures will range between 23.6 °C to 25.0 °C during most nights/early mornings, dropping lower in rural areas and valleys.

In general, mostly moderate southeasterly to easterly winds with an average speed of 20-40 km/h are expected. High rainfall totals, mostly moderate speeds, warm to very-warm days, and warm feels-like temperatures will sustain average evapotranspiration rates in crops ranging between 4.0 to 10.0 mm per day.

Disclaimer

This information is provided with the understanding that the Trinidad and Tobago Meteorological Service makes no warranties, either expressed or implied, concerning the accuracy, completeness, reliability, or suitability of the forecast or outlook contained in this document. The information may be used freely by the public with appropriate acknowledgement of its source, but shall not be modified in content and then presented as original material.

Moisture levels:

Over the fifteen-day period across Trinidad and Tobago, moisture levels are expected to be low with average daytime relative humidity values in the upper-50s to upper-70s, in terms of percentage.

Disclaimer

This information is provided with the understanding that the Trinidad and Tobago Meteorological Service makes no warranties, either expressed or implied, concerning the accuracy, completeness, reliability, or suitability of the forecast or outlook contained in this document. The information may be used freely by the public with appropriate acknowledgement of its source, but shall not be modified in content and then presented as original material.

Issue date: 2025-08-18