

# Rainfall frequency and extreme forecasts

—

## Wet days and Wet spells Outlooks September to November 2024

**Dr. Cedric VAN MEERBEECK<sup>1</sup>, Dr. Teddy ALLEN<sup>1</sup>, Dr. Simon MASON<sup>2</sup>,  
Dr. Ángel MUÑOZ<sup>2</sup>, Wazita Scott<sup>1</sup>, Dale Destin<sup>3</sup>**

<sup>1</sup>Caribbean Institute for Meteorology and Hydrology (CIMH), Barbados

<sup>2</sup>International Research Institute for Climate and Society (IRI), USA

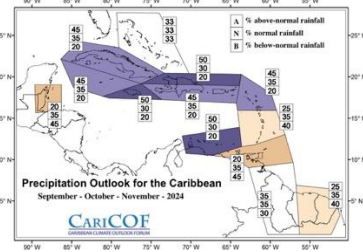
<sup>3</sup>Antigua and Barbuda Meteorological Services



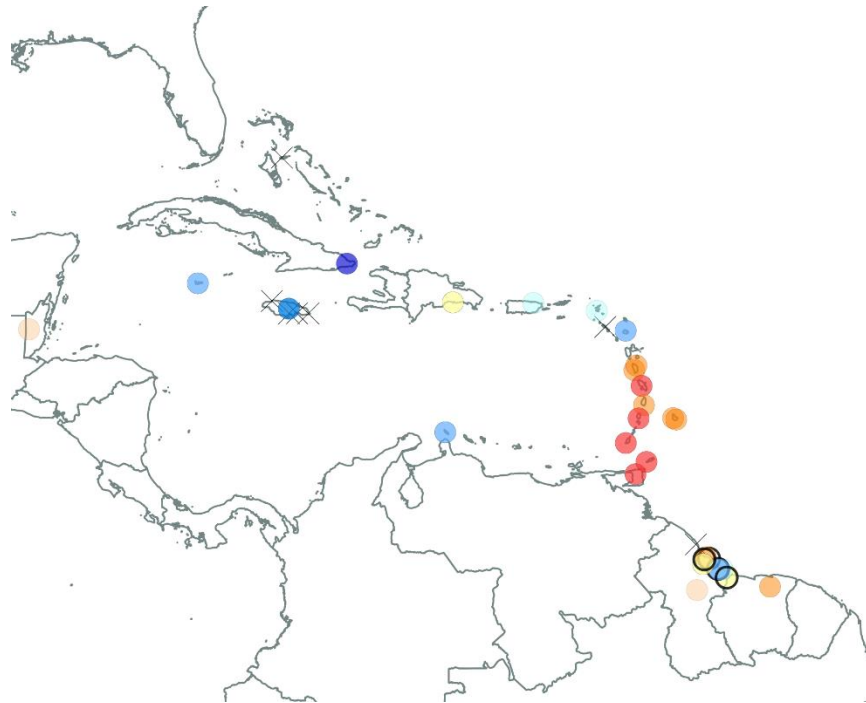
# Wet day frequency shifts

## Forecast for: September to November 2024

Precipitation outlook



**SON 2024**  
**Frequency of wet days**



**USUALLY:** Out of 91 days in Sep-Oct-Nov, there are about 35 to 50 wet days (coastal Guianas: 20-35; ABC Islands: 10-20).

**FORECAST:** SON may be drier than usual in Belize, the Windward Islands, Trinidad and Tobago, and the Guianas and wetter than usual in the ABC Islands, the Greater Antilles, and the Leeward Islands.

- *Fewer wet days than usual may be expected across The Windward Islands, Guyana, Suriname, The Dom. Repub. and Belize (medium to high confidence), while an increase in the number of wet days compared to the usual is expected elsewhere (medium confidence).*

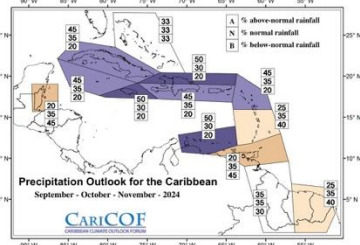
### IMPLICATIONS:

- Few outdoor activity disruptions due to rainfall across the Guianas until mid-November, but frequent disruptions across Belize and the islands in view of the annual peak in rainfall frequency.
- Surface wetness with consecutive wet days could make environmental conditions more conducive to moisture-related pests across Belize and the islands, though the risk is somewhat reduced in the Lesser Antilles.


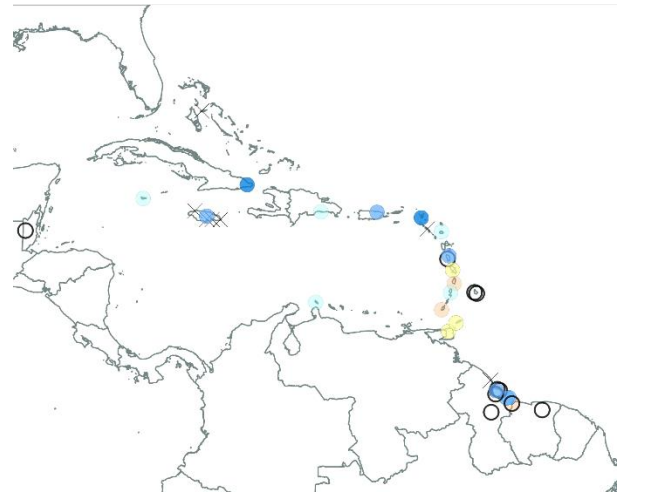
# Wet spells frequency shifts

## Forecast for: September to November 2024

### Precipitation outlook



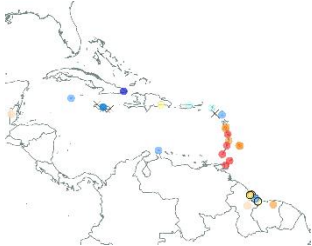
### SON 2024 frequency of 7-day wet spells



spells



### Wet days outlook



**USUALLY:** Between 3 and 6 wet spells (coastal Guianas: 1-3) occur from September to November, with 1 to 4 of them ending up very wet (coastal Guianas: up to 2).

**FORECAST:** SON may be drier than usual in Belize, the Windward Islands, Trinidad and Tobago, and the Guianas and wetter than usual in the ABC Islands, the Greater Antilles, and the Leeward Islands.

- *Slightly fewer wet spells are expected across the Windward Islands (low to medium confidence), but more wet spells are expected elsewhere (medium confidence).*
- *An increase from the usual numbers of very wet spells is expected across the region except in Martinique, Grenada, Trinidad and Tobago and parts of Guyana where fewer are expected (low to medium confidence).*

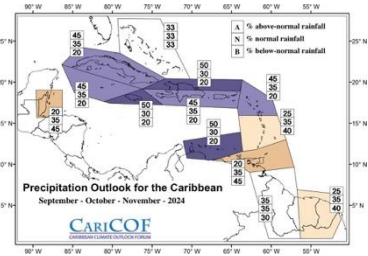
### IMPLICATIONS:

- Recharge rates of large water reservoirs and soil moisture should be fast across Belize and the islands but may be even faster than usual in the Greater Antilles and the Leeward Islands due to a larger than usual number of wet spells.
- The chance of recurrent very wet spells translates to flood potential (1) being *high to extremely high* throughout the period in Belize and the islands; (2) *moderate* in the Guianas.

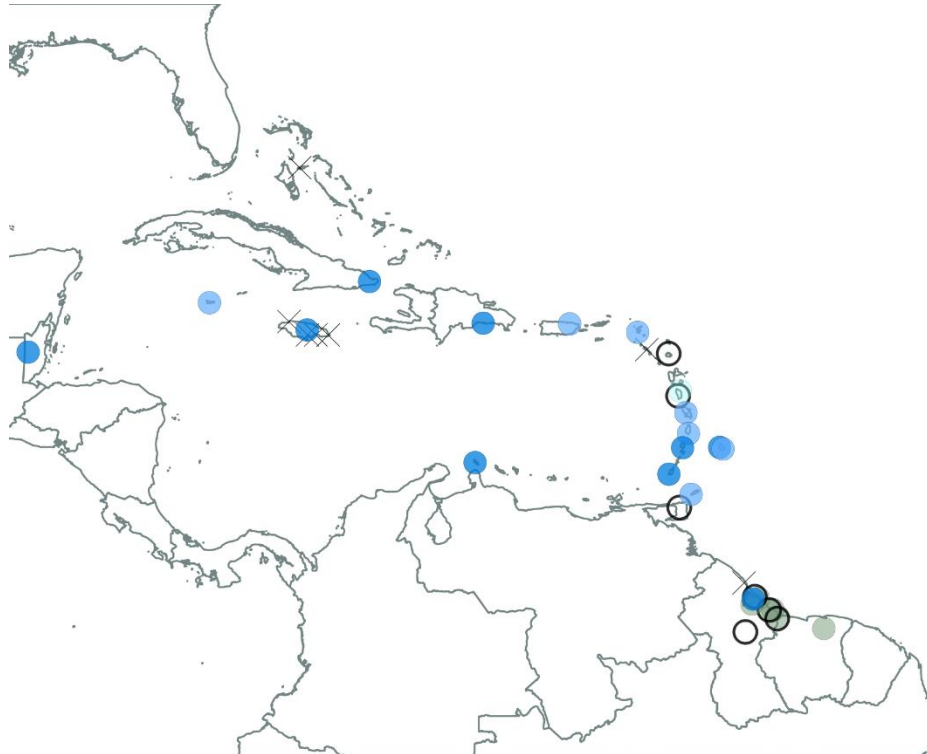
# Extreme wet spells frequency shifts

## Forecast for: September to November 2024

Precipitation outlook



### SON 2024 frequency of extreme (top 1%) 3-day wet spells



**USUALLY:** Up to 2 extreme wet spells occur from September to November, except in the Guianas where it is the dry season.

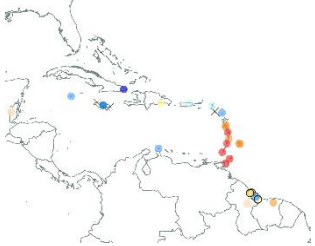
**FORECAST:** SON may be drier than usual in Belize, the Windward Islands, Trinidad and Tobago, and the Guianas and wetter than usual in the ABC Islands, the Greater Antilles, and the Leeward Islands.

- **An increase in the number of extreme wet spells is expected across the region (medium confidence).**

### IMPLICATIONS:

- In view of the peak in the chance of occurrence of extreme wet spells in Belize and the islands, the potential for flash floods and associated hazards is expected to be *high to extremely high*.
- **Moderate** potential is expected in the Guianas.

Wet days outlook



Wet spells outlook



Very wet spells outlook



# September to November 2024

	No. of wet days		No. of 7-day wet spells (20% wettest)		No. of 7-day very wet spells (10% wettest)		No. of 3-day extremely wet spells (1% wettest)	
	Climatology	Forecast	Climatology	Forecast	Climatology	Forecast	Climatology	Forecast
Antigua (VC Bird)	31-44	32-46	3-4-6	3.2-6.8	1.7-3.9	1.5-6.1	0-1.1	0-1.9
Aruba (Beatrix)	14-30	14-35	2-6-7	2.6-8.2	1.3-5.2	1.8-7	0-3	0.2-3.3
Barbados (CIMH)	38-50	31-47	4.3-6.9	3.4-7.3	2.1-4.3	2.1-5	0-3	0.3-3.7
Barbados (GAIA)	40-49	33-46	4.3-6.5	3.7-7.1	2.1-3.9	1.8-4.5	0-2	0-2.6
Belize (C. Farm)	31-48	29-49	3.1-5.4	2.7-6.3	1.7-3.4	1.6-4.8	0-2	0-2.4
Cayman	29-45	31-50	3.9-6.4	3.7-7.1	1.7-4.3	2.2-5.7	0-2.5	0-3
Cuba (Punta Maisi)	17-31	22-39	3-6.1	3.3-7.8	1.3-4.7	2.2-6.1	0-2	0-2.6
Dom. Republic (Las Americas)	28-38	23-42	3.4-6.1	3-7.1	1.3-4.3	2.1-6.3	0-2	0.1-2.6
Dominica (Canefield)	42-54	37-54	3-5.8	2.5-6.9	1.7-3.7	1.4-4.6	0-2	0-2.1
Dominica (Douglas Charles)	57-68	51-67	3.7-6.1	3.9-7.6	1.8-3.6	1.8-4.7	0-1.2	0-1.8
Grenada (MBIA)	35-48	28-44	3.9-6	2.7-6.5	1.7-3.9	1.2-4.5	0-1.6	0-2.8
Guyana_73	10-19	8-18	0.4-2.6	0.4-2.4	0-1.4	0-1	0-0	0-0
Guyana (Albion)	11-26	9-32	0.4-2.6	0.6-3.4	0-0.9	0-1.2	0-0.5	0-0.1
Guyana (Blairmont)	14-30	11-32	0.4-2.2	0.4-2.9	0-1.3	0-1.3	0-0	0-0
Guyana (Charity)								
Guyana (Enmore)	12-34	12-34	0.4-2.6	0.4-2.9	0-1.3	0-1.3	0-0	0-0
Guyana (Georgetown)	19-37	16-33	0.4-3	0.6-3.4	0.4-1.8	0-1.4	0-1	0-1.1
Guyana (Greatfall)	24-40	21-39	0.7-2.6	0.6-3	0-1.3	0-1.6	0-0.2	0-0.4
Guyana (New Amsterdam)	16-28	14-34	0.4-2.6	0.7-3.7	0-1.7	0-1.6	0-1	0-0.3
Guyana (Skeldon)	14-32	14-32	0.4-2.6	0.6-2.9	0.4-1.3	0.1-1.4	0-1	0-0.5
Guyana (Timehri)	31-43	28-42	1.3-3	1.3-3.3	0.4-1.7	0.4-1.8	0-0	0-0
Guyana_Wales								
Jamaica (Worthy Park)	29-45	30-57	3.2-5.6	3.3-7.4	1.7-3.4	1.4-5.6	0-2	0-2.5
Martinique (FDF Desaix)	52-62	39-59	3.9-6.4	3.1-7.4	2.1-3.9	1.7-4	0-2	0-2.5
Puerto Rico (San Juan)	38-52	39-55	3.4-5.6	3.5-6.8	1.3-3.4	2-5.4	0-1	0-1.6
St. Lucia (Hewanorra)	44-54	39-51	4-5.9	3.3-6	2.1-3.9	1.6-4.1	0-2	0-2.2
St. Maarten (TNM)	37-50	35-53	3-6.1	3.4-7.5	1.7-3.5	1.9-4.8	0-2	0-2.2
St. Vincent (ET Joshua)	54-66	46-60	3.9-6.7	3.9-7.4	1.8-3.9	2-5	0-2.9	0.2-3.3
Suriname (Zanderij)	22-37	20-34	0.9-2.2	0.9-2.3	0-1.4	0-2.1	0-0.4	0-0.1
Tobago (ANR RobinOND)	43-54	35-50	3.4-6	2.7-6	1.7-3.4	0.8-2.9	0-1	0-1.5
Trinidad (Piarco)	41-51	33-46	3.9-6	3.2-6.2	2.1-3.4	1.4-3.3	0-2	0-2.4

brown is a decrease in frequency, light blue an increase, grey none are expected



**CARICOF**  
CARIBBEAN CLIMATE OUTLOOK FORUM

*caricof@cimh.edu.bb*

rcc.cimh.edu.bb

Caribbean Institute for Meteorology and Hydrology

TEL: (246) 425-1362/3 | FAX: (246) 424-4733