

Agro-meteorological Bulletin and Assessment for Farmers and Livestock Producers of Trinidad and Tobago for the Second 15-Day Period (16th - 31st) of August, 2024

Definitions used in the forecast and bulletin:

Term	Meaning	
Dekad	10 day rainfall measuring period	
Rain Day	A day with 1.0 mm or more of rainfall amount	
Wet Day	A day with 10.0 mm or more rainfall amount	
Extremely Wet Day	A day with 25.0 mm or more of rainfall amount	
Normal Rainfall	Between 75% and 125% of the average	
Below Normal Rainfall	Rainfall below 75% of the average	
Above Normal Rainfall	Rainfall in excess of 125% of the average	
Much Below Normal Rainfall	Rainfall below 50% of the average	
Much Above Normal Rainfall	Rainfall above 150% of the average	
Scanty Rainfall	Less than 1 mm	
Moderate Rainfall	1-10 mm	
Heavy Rainfall	10-50 mm	
Very Heavy Rainfall	Greater than 50 mm	
Probability of 1-30 %	Low Chance	
Probability of 30-70 %	Moderate Chance	
Probability greater than 70 %	High Chance	
Term	Amount of Rain	Type of day
Scanty Rainfall	Less than 1 mm	Relatively dry day
Moderate Rainfall	1-10 mm	Relatively wet day
Heavy Rainfall	10-50 mm	Wet day
Very Heavy Rainfall	Greater than 50 mm	Excessively wet day











Disclaimer

This information is provided with the understanding that the Trinidad and Tobago Meteorological Service makes no warranties, either expressed or implied, concerning the accuracy, completeness, reliability, or suitability of the forecast or outlook contained in this document. The information may be used freely by the public with appropriate acknowledgement of its source, but shall not be modified in content and then presented as original material.

Summary of Expected Weather:















Moderate to heavy amount of rainfall is possible during the fifteen days.

During the second half of August, wet days are expected on the 16th and 28th – 30th with the daily rainfall totals forecast up to 15.0 mm while relatively wet days of less than 10.0 mm of rainfall are expected for the remainder of the period.

Date	Weather		Temperature	Heat Real Feel	Day Moisture (Relative Humidity)	Wind	
16 th	 80% chance of showers	10 – 15 mm of rainfall is possible	Mostly cloudy with showers, thunderstorms	Very Warm  Max/Min Temperatures °C 33.0/24.0	Feels like 38°C	55 - 80%	 Moderate East- southeasterly 18 - 27 km/h Gust 40 km/h
17 th	 40% chance of showers	3 mm of rainfall is possible	Partly cloudy with showers	Very Warm  Max/Min Temperatures °C 33.0 /24.0	Feels like 38°C	55 - 75%	 Moderate East- southeasterly 18 - 27 km/h Gust 40 km/h
18 th	 40% chance of showers	5 – 10 mm of rainfall is possible	Partly to mostly cloudy with showers	Very Warm  Max/Min Temperatures °C 33.0 /23.0	Feels like 36°C	50 - 70%	 Moderate East- northeasterly 18 - 27 km/h Gust 40 km/h
				Very Warm			









Disclaimer

This information is provided with the understanding that the Trinidad and Tobago Meteorological Service makes no warranties, either expressed or implied, concerning the accuracy, completeness, reliability, or suitability of the forecast or outlook contained in this document. The information may be used freely by the public with appropriate acknowledgement of its source, but shall not be modified in content and then presented as original material.

19 th	 40% chance of showers	5-10 mm of rainfall is possible	Partly to mostly cloudy with showers	 Max/Min Temperatures °C 33.0/24.0	Feels like 36°C	50 - 70%	Moderate East-southeasterly 18 - 27 km/h Gust 40 km/h
20 th	 40% chance of showers	3 - 5 mm of rainfall is possible	Partly to mostly cloudy with showers	Warm  Max/Min Temperatures °C 32.5/25.0	Feels like 38°C	60 - 80%	 Moderate East-northeasterly 18 - 27 km/h Gust 40 km/h
21 st	 40% chance of showers	3 - 5 mm of rainfall is possible	Partly cloudy with showers	Warm  Max/Min Temperatures °C 32.5/25.0	Feels like 37°C	55 - 70%	 Moderate East-southeasterly 18 - 27 km/h Gust 40 km/h
22 nd	 30% chance of showers	Less than 3 mm of rainfall is possible	Partly cloudy with few showers	Very Warm  Max/Min Temperatures °C 33.0/25.0	Feels like 38°C	55 - 70%	 Moderate East-southeasterly 18 - 27 km/h Gust 40 km/h
23 rd	 30%	Less than 3 mm of rainfall	Partly cloudy with few showers	Hot 	Feels like	55 - 70%	 Moderate East-northeasterly













Disclaimer

This information is provided with the understanding that the Trinidad and Tobago Meteorological Service makes no warranties, either expressed or implied, concerning the accuracy, completeness, reliability, or suitability of the forecast or outlook contained in this document. The information may be used freely by the public with appropriate acknowledgement of its source, but shall not be modified in content and then presented as original material.

	chance of showers	is possible		Max/Min Temperatures °C 34.0/25.0	40°C		18 - 27 km/h Gust 40 km/h
24 th	 40% chance of showers	Less than 3 mm of rainfall is possible	Partly cloudy with few showers	Hot  Max/Min Temperatures °C 34.0/25.0	Feels like 40°C	55 - 70%	☀☀☀ Moderate East-northeasterly 18 - 27 km/h Gust 40 km/h
25 th	 40% chance of showers	5 - 10 mm of rainfall is possible	Partly to mostly cloudy with showers, thunderstorms	Hot  Max/Min Temperatures °C 34.0/25.0	Feels like 40°C	55 - 75%	☀☀☀ Moderate East-northeasterly 18 - 27 km/h Gust 40 km/h
26 th	 40% chance of showers	5 - 10 mm of rainfall is possible	Partly to mostly cloudy with showers, thunderstorms	Very Warm  Max/Min Temperatures °C 33.0/25.0	Feels like 38°C	55 - 75%	☀☀☀ Moderate East-northeasterly 18 - 27 km/h Gust 40 km/h
27 th	 60% chance of showers	5 - 10 mm of rainfall is possible	Partly to mostly cloudy with showers, thunderstorms	Warm  Max/Min Temperatures °C 32.5/24.0	Feels like 38°C	60 - 80%	☀☀☀ Moderate East-northeasterly 18 - 27 km/h Gust 40 km/h

Disclaimer

This information is provided with the understanding that the Trinidad and Tobago Meteorological Service makes no warranties, either expressed or implied, concerning the accuracy, completeness, reliability, or suitability of the forecast or outlook contained in this document. The information may be used freely by the public with appropriate acknowledgement of its source, but shall not be modified in content and then presented as original material.

28 th	 60% chance of showers	5 - 15 mm of rainfall is possible	Partly to mostly cloudy with showers, thunderstorms	Warm  Max/Min Temperatures °C 32.0/24.0	Feels like 37°C	60 - 80%	 Moderate East-southeasterly 18 - 27 km/h Gust 40 km/h
29 th	 60% chance of showers	5 - 15 mm of rainfall is possible	Partly to mostly cloudy with showers, thunderstorms	Warm  Max/Min Temperatures °C 32.0/24.0	Feels like 37°C	60 - 80%	 Moderate East-southeasterly 18 - 27 km/h Gust 40 km/h
30 th	 60% chance of showers	5 - 15 mm of rainfall is possible	Partly to mostly cloudy with showers, thunderstorms	Warm  Max/Min Temperatures °C 32.0/24.0	Feels like 37°C	60 - 80%	 Moderate Southeasterly 18 - 27 km/h Gust 40 km/h
31 st	 60% chance of showers	5 - 10 mm of rainfall is possible	Partly to mostly cloudy with showers, thunderstorms	Very Warm  Max/Min Temperatures °C 33.0/24.0	Feels like 40°C	60 - 80%	 Moderate Southeasterly 18 - 27 km/h Gust 40 km/h

Disclaimer

This information is provided with the understanding that the Trinidad and Tobago Meteorological Service makes no warranties, either expressed or implied, concerning the accuracy, completeness, reliability, or suitability of the forecast or outlook contained in this document. The information may be used freely by the public with appropriate acknowledgement of its source, but shall not be modified in content and then presented as original material.

Trinidad Rainfall Forecast for the 15-Day period of August (16th – 31st) 2024.

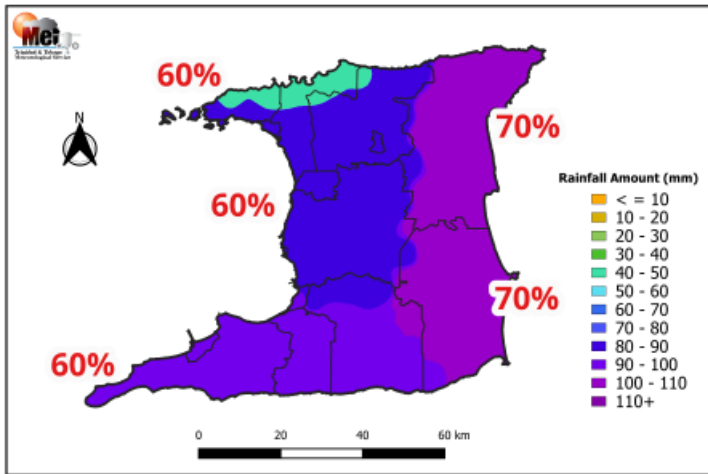


Figure 1. Rainfall map of Trinidad showing expected mean rainfall totals for districts across Trinidad during the 15-day period (16th – 31st) August 2024 and percentage probability of occurrence.

Eastern, and North-Eastern areas:

Moderate chance (70%) of mean daily rainfall up to 7.0 mm.

South-Eastern areas:

Moderate chance (70%) of mean daily rainfall up to 7.0 mm.

Southern areas

Moderate chance (60%) of mean daily rainfall up to 6.3 mm.

South-Western areas

Moderate chance (60%) of mean daily rainfall up to 6.3 mm.

Central, West-Central, and inland areas

Moderate chance (60%) of mean daily rainfall up to 5.7 mm.

Northern, North-Western areas

Moderate chance (60%) of mean daily rainfall up to 5.7 mm.

Disclaimer

This information is provided with the understanding that the Trinidad and Tobago Meteorological Service makes no warranties, either expressed or implied, concerning the accuracy, completeness, reliability, or suitability of the forecast or outlook contained in this document. The information may be used freely by the public with appropriate acknowledgement of its source, but shall not be modified in content and then presented as original material.

Tobago Rainfall Forecast for the 15-Day period of August (16th – 31st) 2024.

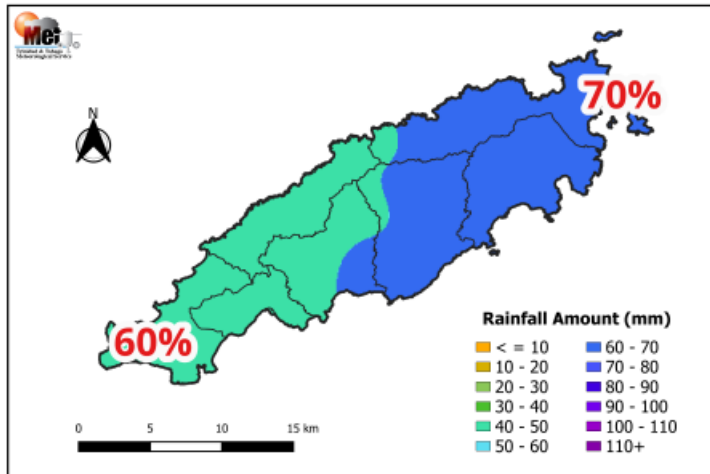


Figure 2. Rainfall map of Tobago showing expected mean rainfall totals for districts across Tobago during the 15-day period (16th – 31st) August 2024 and percentage probability of occurrence.

North-Eastern areas

Moderate chance (70%) of mean daily rainfall up to 4.0 mm.

South-Western areas

Moderate chance (60%) of mean daily rainfall up to 2.7 mm.

Disclaimer

This information is provided with the understanding that the Trinidad and Tobago Meteorological Service makes no warranties, either expressed or implied, concerning the accuracy, completeness, reliability, or suitability of the forecast or outlook contained in this document. The information may be used freely by the public with appropriate acknowledgement of its source, but shall not be modified in content and then presented as original material.

Trinidad and Tobago:

During the second half of August, wet days are expected on the 16th and 28th – 30th with the daily rainfall totals forecast up to 15.0 mm while relatively wet days of less than 10.0 mm of rainfall are expected for the remainder of the period.

In Trinidad, the 15-day rainfall totals range between 40.0 mm and 105.0 mm across different farmlands favouring northeastern, eastern and southeastern areas of Trinidad: Sangre Grande, Fishing Pond, Plum Mitan, Nariva and Manzanilla. In Tobago, 15-day rainfall totals range between 40.0 mm and 60.0 mm favouring eastern areas: Goodwood, Roxborough and Speyside.

Temperatures & Winds:

Very warm to hot conditions are expected from 16th to 31st August. Daily maximum temperatures are expected to range between 32.0 °C to 34.0 °C. However, these temperatures are expected to have a real-feel or feels-like between 36.0 °C to 38.0 °C on most days. The minimum temperatures are expected to range between 24.0 °C to 25.0 °C during most nights/early mornings.

In general, mostly moderate easterly to northeasterly winds of 18–27 km/h are expected with strong gusts during heavier showers. Moderate to heavy rainfall totals combine with very warm to hot days and warm feels-like temperatures will sustain average evapotranspiration rates in crops ranging between 5.0 to 10.0 mm per day.

Moisture levels:

Over the fifteen-day period across Trinidad and Tobago, expect moderate moisture levels with average daytime relative humidity values in the mid-50s to upper-70s, in terms of percentage.

Disclaimer

This information is provided with the understanding that the Trinidad and Tobago Meteorological Service makes no warranties, either expressed or implied, concerning the accuracy, completeness, reliability, or suitability of the forecast or outlook contained in this document. The information may be used freely by the public with appropriate acknowledgement of its source, but shall not be modified in content and then presented as original material.

Highlighted Possible Impacts on Agriculture:

Expect showery episodes alongside very warm to occasionally hot conditions during the second half of August: partly to mostly cloudy and very warm and humid conditions will be interrupted by showers that can be heavy and/or thundery at times. Near normal to slightly below normal rainfall and very warm days or hot spells may increase soil moisture loss. Scheduling of irrigation days on fields to maintain optimal soil moisture may be necessary on some days. There is a moderate (60%) chance of heat stress in young livestock, newly germinated and transplanted seedlings onto fields. There is a moderate probability (40-60%) that strong winds and heavy showers may cause physical damage to young plants and flowering mature plants in exposed hilly areas. There is also a moderate probability (40%) chance for fungal spread, insect pests and warm/moist weather diseases to develop in crop beds.

Sun and Moon Positions in the Sky August (16th – 31st) 2024.

The sun is presently at 13.5 degrees North latitude and with this position, the day-length or number of sunlight hours in Trinidad and Tobago on August 16th will be 12 hours, 27 minutes and 24 seconds decreasing to 12 hours, 19 minutes, 13 seconds on August 31st.

Moon Phases: Full Moon occurs August 19th and Third Quarter on August 26th. According to the tradition of moon's phases: August 15th – 16th are good days for planting aboveground crops; August 19th – 20th, 23rd – 24th and 28th – 29th are good days for planting belowground crops; the remaining days are poor planting days and are useful for removing weeds, clearing land and ploughing fields.

Disclaimer

This information is provided with the understanding that the Trinidad and Tobago Meteorological Service makes no warranties, either expressed or implied, concerning the accuracy, completeness, reliability, or suitability of the forecast or outlook contained in this document. The information may be used freely by the public with appropriate acknowledgement of its source, but shall not be modified in content and then presented as original material.

Weather Assessment for the period August 1st to 15th 2024.

Heavy rainfall from August 1st to 15th resulted in cumulative rainfall amounts at Crown Point, 148.2 mm and Piarco, 76.4 mm. The rainfall totals maps for the period 1st - 15th of August for Trinidad and Tobago are located below as figure 1 and figure 2.

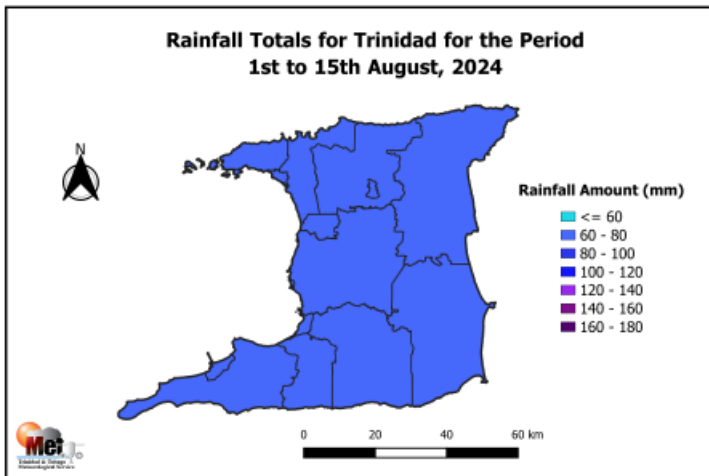


Figure 1. Rainfall map of Trinidad showing measured rainfall totals for varying districts during the period 1st to 15th of August 2024.

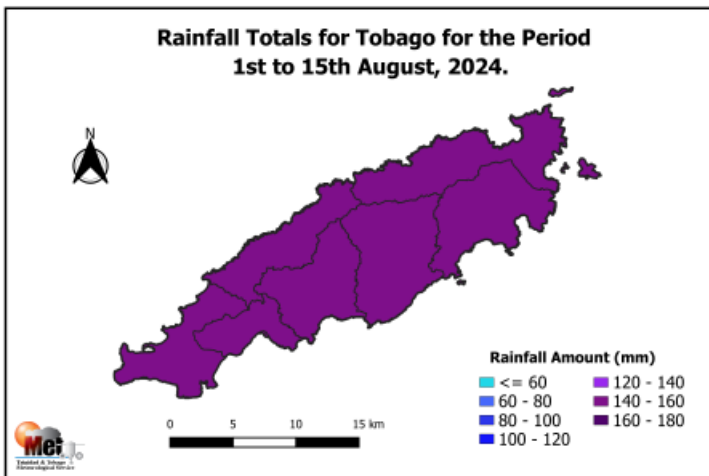


Figure 2. Rainfall map of Tobago showing measured rainfall totals for varying districts during the period 1st to 15th of August 2024.

Disclaimer

This information is provided with the understanding that the Trinidad and Tobago Meteorological Service makes no warranties, either expressed or implied, concerning the accuracy, completeness, reliability, or suitability of the forecast or outlook contained in this document. The information may be used freely by the public with appropriate acknowledgement of its source, but shall not be modified in content and then presented as original material.

Temperatures:

Warm and humid conditions dominated the first half of August. In Trinidad, a maximum daytime temperature of 33.7 °C was observed during the 1st to 15th August. No hot days (maximum temperatures over 34.0 °C) occurred; however, temperatures felt hotter factoring the relative humidity. The minimum night-time temperatures ranged from 23.5 °C to 25.5 °C in Trinidad.

Similarly to Trinidad, Tobago experienced warm conditions from the 1st to 15th August as the maximum daytime temperature was 32.8 °C and the minimum night-time temperature ranged from 23.5 °C to 26.7 °C.

Summary

Moderate to heavy amount of rainfall is possible during the fifteen days.

During the second half of August, wet days are expected on the 16th and 28th – 30th with the daily rainfall totals forecast up to 15.0 mm while relatively wet days of less than 10.0 mm of rainfall are expected for the remainder of the period.

Disclaimer

This information is provided with the understanding that the Trinidad and Tobago Meteorological Service makes no warranties, either expressed or implied, concerning the accuracy, completeness, reliability, or suitability of the forecast or outlook contained in this document. The information may be used freely by the public with appropriate acknowledgement of its source, but shall not be modified in content and then presented as original material.