
















**Weather Forecast/Bulletin for Farmers and Livestock Producers of Trinidad and Tobago for
the 15-day period (1st – 15th) of April 2024.**



















Date	Weather		Temperature	Heat Real Feel	Day Moisture (Relative Humidity)	Wind	
1 st	 40% chance of showers	Less than 5.0 mm of rainfall is possible	Partly cloudy with few showers	Hot  Max/Min Temperatures °C 34.0/25.0	Feels like 39-48 °C	53-72%	 Gentle Northeasterly 10-20 km/h Gust 40 km/h
2 nd	 60% chance of showers	Less than 10.0 mm of rainfall is possible	Mostly cloudy with showers	Warm  Max/Min Temperatures °C 32.0/24.0	Feels like 35-43 °C	51-77%	 Gentle Easterly 10-20 km/h Gust 40 km/h
3 rd	 40% chance of showers	Less than 5.0 mm of rainfall is possible	Partly cloudy with few showers	Very Warm  Max/Min Temperatures °C 33.0/24.0	Feels like 36-48 °C	50-80%	 Gentle Easterly 10-20 km/h Gust 40 km/h
4 th	 20% chance of showers	Less than 3.0 mm of rainfall is possible	Mostly sunny with a light shower	Hot  Max/Min Temperatures °C 34.0/24.0	Feels like 40-49 °C	54-75%	 Moderate Easterly 20 km/h Gust 40 km/h
5 th	 60% chance of showers	Less than 5.0 mm of rainfall is possible	Partly cloudy with few showers	Hot  Max/Min Temperatures °C 34.0/24.0	Feels like 41-52 °C	58-80%	 Moderate Easterly 20 km/h Gust 40 km/h

Disclaimer

This information is provided with the understanding that the Trinidad and Tobago Meteorological Service makes no warranties, either expressed or implied, concerning the accuracy, completeness, reliability, or suitability of the forecast or outlook contained in this document. The information may be used freely by the public with appropriate acknowledgement of its source, but shall not be modified in content and then presented as original material.













Issue date: 2021-03-21

	Trinidad & Tobago Meteorological Service	Agromet Bulletin Page 2 of 9
--	---	--

6 th	 20% chance of showers	Less than 4.0 mm of rainfall is possible	Patchy cloudiness with light showers	Hot  Max/Min Temperatures °C 34.0/24.0	Feels like 41-50 °C	57-77%	 Moderate Easterly 20 km/h Gust 40 km/h
7 th	 20% chance of showers	Less than 2.0 mm of rainfall is possible	Mostly sunny with a light shower	Hot  Max/Min Temperatures °C 34.0/24.0	Feels like 37-49 °C	47-74%	 Gentle easterly 10-20 km/h Gust 40 km/h
8 th	 20% chance of showers	Less than 2.0 mm of rainfall is possible	Mostly sunny with a light shower	Hot  Max/Min Temperatures °C 34.0/24.0	Feels like 39-50 °C	53-76%	 Moderate easterly 20 km/h Gust 40 km/h
9 th	 40% chance of showers	Less than 4.0 mm of rainfall is possible	Partly cloudy with few showers	Very Warm  Max/Min Temperatures °C 32.0/25.0	Feels like 35-43 °C	52-77%	 Moderate easterly 20 km/h Gust 40 km/h
10 th	 40% chance of showers	Less than 4.0 mm of rainfall is possible	Partly cloudy with few showers	Very Warm  Max/Min Temperatures °C 33.5/24.0	Feels like 37-50 °C	47-76%	 Moderate easterly 20 km/h Gust 40 km/h
11 th	 20% chance of showers	Less than 2.0 mm of rainfall is possible	Mostly sunny with a light shower	Hot  Max/Min Temperatures °C 34.0/24.0	Feels like 38-49 °C	50-75%	 Moderate easterly 20 km/h Gust 40 km/h

Disclaimer

This information is provided with the understanding that the Trinidad and Tobago Meteorological Service makes no warranties, either expressed or implied, concerning the accuracy, completeness, reliability, or suitability of the forecast or outlook contained in this document. The information may be used freely by the public with appropriate acknowledgement of its source, but shall not be modified in content and then presented as original material.

12 th	 20% chance of showers	Less than 2.0 mm of rainfall is possible	Mostly sunny with a light shower	Hot  Max/Min Temperatures °C 34.0/24.0	Feels like 38-49 °C	50-75%	 Moderate easterly 20 km/h Gust 40 km/h
13 th	 20% chance of showers	Less than 2.0 mm of rainfall is possible	Mostly sunny with a light shower	Hot  Max/Min Temperatures °C 34.0/24.0	Feels like 38-49 °C	50-75%	 Moderate easterly 20 km/h Gust 40 km/h
14 th	 20% chance of showers	Less than 2.0 mm of rainfall is possible	Mostly sunny with a light shower	Hot  Max/Min Temperatures °C 34.0/24.0	Feels like 38-49 °C	50-75%	 Moderate easterly 20 km/h Gust 40 km/h
15 th	 20% chance of showers	Less than 2.0 mm of rainfall is possible	Mostly sunny with a light shower	Hot  Max/Min Temperatures °C 34.0/24.0	Feels like 38-49 °C	50-75%	 Moderate easterly 20 km/h Gust 40 km/h

Disclaimer

This information is provided with the understanding that the Trinidad and Tobago Meteorological Service makes no warranties, either expressed or implied, concerning the accuracy, completeness, reliability, or suitability of the forecast or outlook contained in this document. The information may be used freely by the public with appropriate acknowledgement of its source, but shall not be modified in content and then presented as original material.

Trinidad Rainfall Forecast for the 15-Day period of April (1st – 15th) 2024.

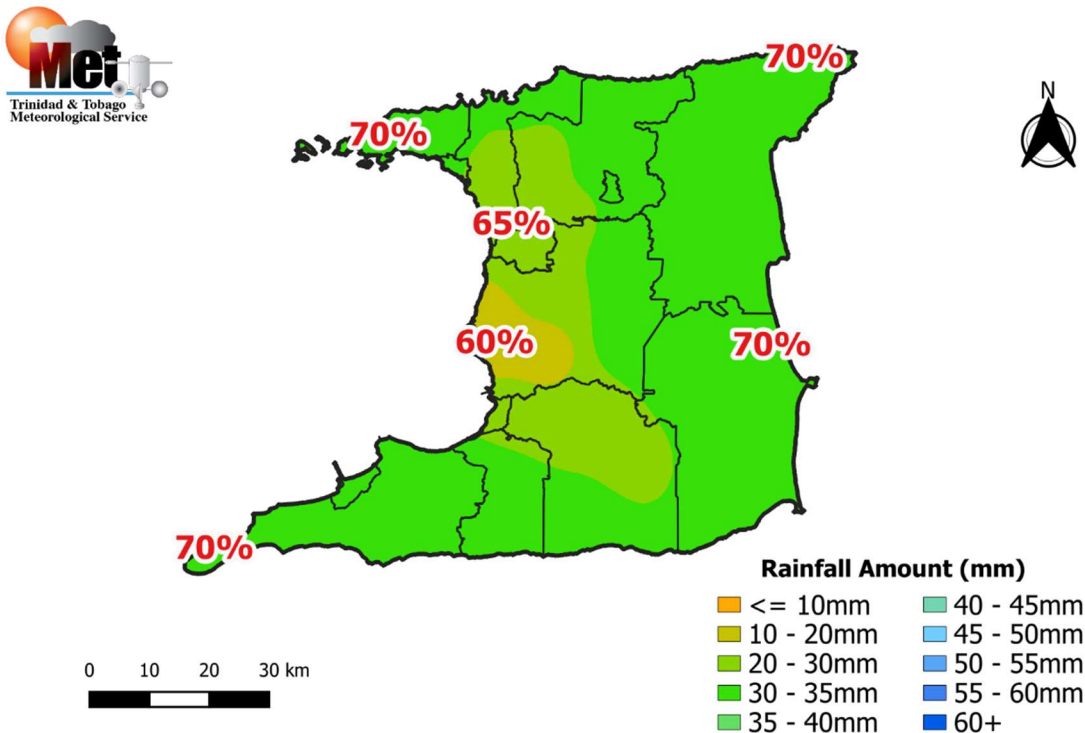


Figure 1. Rainfall map of Trinidad showing expected mean rainfall totals for districts across Trinidad during the 15-day period (1st-15th) April 2024 and percentage probability of occurrence.

Eastern, and North-Eastern areas

Moderate chance (70%) of mean daily rainfall up to 1.6 mm.

South-Eastern areas

Moderate chance (70%) of mean daily rainfall up to 1.6 mm.

Southern areas

Moderate chance (70%) of mean daily rainfall up to 1.6 mm.

South-Western areas

Moderate chance (70%) of mean daily rainfall up to 1.6 mm.

Central, West-Central, and inland areas

Moderate chance (60%) of mean daily rainfall up to 0.7 mm.

Northern, North-Western areas

Moderate chance (65%) of mean daily rainfall up to 1.0 mm.

Disclaimer

This information is provided with the understanding that the Trinidad and Tobago Meteorological Service makes no warranties, either expressed or implied, concerning the accuracy, completeness, reliability, or suitability of the forecast or outlook contained in this document. The information may be used freely by the public with appropriate acknowledgement of its source, but shall not be modified in content and then presented as original material.

Tobago Rainfall Forecast for the 15-Day period of April (1st–15th) 2024.

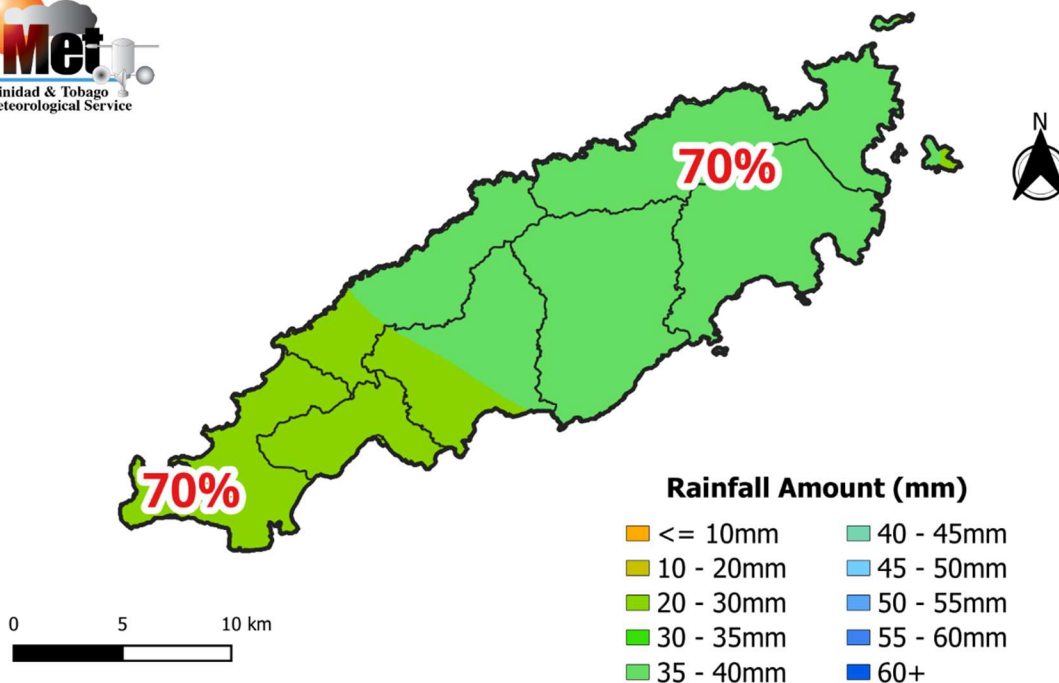


Figure 2. Rainfall map of Tobago showing expected mean rainfall totals for districts across Tobago during the 15-day period (1st–15th) April 2024 and percentage probability of occurrence.

North-Eastern areas

Moderate chance (70%) of mean daily rainfall up to 2.6 mm.

South-Western areas

Moderate chance (70%) of mean daily rainfall up to 1.6 mm.

Sun and Moon Positions in the Sky April (1st – 15th) 2024.

The sun is presently at 4.9 degrees North latitude and with this position, the day-length or number of sunlight hours in Trinidad and Tobago from April 1st will be 12 hours and 14 minutes, increasing slightly to 12 hours and 22 minutes by 15th of April 2024.

According to the moon's phases, the (New Moon Phase) 9th – 10th, and 13th – 14th of April are good days for planting aboveground crops, while the (Third Quarter Phase) 1st – 2nd and 5th – 6th are good days for planting belowground crops. However, the 7th – 8th and 11th – 12th and 15th (First Quarter Phase) of April are poor planting days. These days should be used for removing weeds, clearing land and ploughing fields.

Disclaimer

This information is provided with the understanding that the Trinidad and Tobago Meteorological Service makes no warranties, either expressed or implied, concerning the accuracy, completeness, reliability, or suitability of the forecast or outlook contained in this document. The information may be used freely by the public with appropriate acknowledgement of its source, but shall not be modified in content and then presented as original material.

Issue date: 2021-03-21

Summary of Expected Weather:

Mainly low to moderate rainfall amounts are expected during the fifteen days.

Extremely wet days are not expected for the first 15 days of April, however relatively wet days are possible on 1st, 2nd, 3rd, 5th, 6th, 9th and 10th with less than 10.0 mm of rainfall, while on other days less than 2.0 mm is expected.

Trinidad and Tobago:

Relatively wet days are possible on 1st, 2nd, 3rd, 5th, 6th, 9th and 10th with less than 10.0 mm of rainfall, while on other days less than 2.0 mm is expected. The daily rainfall totals are forecast to range between 2.0 mm to 6.0 mm across different farmlands across the islands, favouring the northeastern coastal areas of Trinidad and Tobago. The 15-day rainfall totals range between 11.0 mm and 26.0 mm in Trinidad, and range between 24.0 mm and 39.0 mm in Tobago.

Temperatures & Winds:

Hot conditions are expected. Daily Maximum temperatures range between 32.0 °C to 34.0 °C throughout the period. However, temperatures are expected to have a real-feel or feels-like between 37.0 °C to 49.0 °C on most days. The minimum temperatures will range between 23.0 °C to 24.0 °C during most nights/early mornings, dropping lower in rural areas and valleys.

In general, mostly moderate east-northeasterly to easterly winds with an average speed of 20-40 km/h are expected. Low rainfall totals, mostly moderate wind speeds, very warm or hot days, and warm feels-like temperatures will sustain average evapotranspiration rates in crops ranging between 5.0 to 15.0 mm per day.

Moisture levels:

Over the fifteen-day period across Trinidad and Tobago, moisture levels are expected to be low with average daytime relative humidity values in the lower 50s to lower 80s, in terms of percentage.

Disclaimer

Highlighted Possible Impacts on Agriculture:

The first week in April expect a few showery interruptions however for the second week expect similar conditions to what was experienced during the second half of March. Mostly sunny, breezy and very warm with partly cloudy spells and few showery episodes are expected during this second 15-day forecast period of April 2024. Therefore, greening of grazing pastures is expected. However, scheduling of irrigation days on fields to maintain optimal soil moisture would be necessary on most days. There is a moderate (40%) chance of heat stress in young livestock, newly germinated and transplanted seedlings onto fields. There is a moderate probability (40-60%) that strong winds may cause physical damage to young plants and flowering mature plants in exposed areas. There is also a low probability (30%) chance for fungi spread, insect pests and warm/moist weather diseases to develop in crop beds.

Weather Assessment for the period March 16th to 31st 2024.

Very low rainfall amounts occurred during the second half of March across Trinidad. In Tobago meanwhile, following an extremely wet first half of March Tobago received much lower rainfall. The rainfall totals maps for the period 16th to 31st of March for Trinidad and Tobago are located below as figure 1 and figure 2.

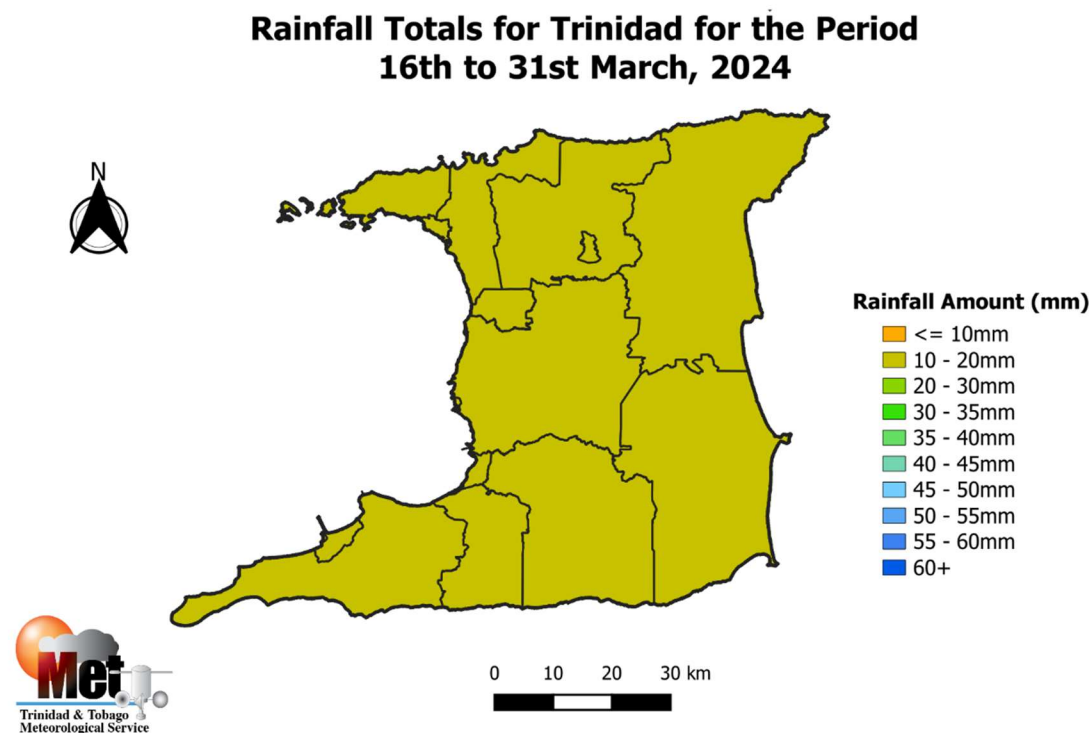


Figure 1. Rainfall map of Trinidad showing measured rainfall totals for varying districts during period 16th to 31st of March 2024.

Disclaimer

This information is provided with the understanding that the Trinidad and Tobago Meteorological Service makes no warranties, either expressed or implied, concerning the accuracy, completeness, reliability, or suitability of the forecast or outlook contained in this document. The information may be used freely by the public with appropriate acknowledgement of its source, but shall not be modified in content and then presented as original material.

Issue date: 2021-03-21

Rainfall Totals for Tobago for the Period 16th to 31st March, 2024.

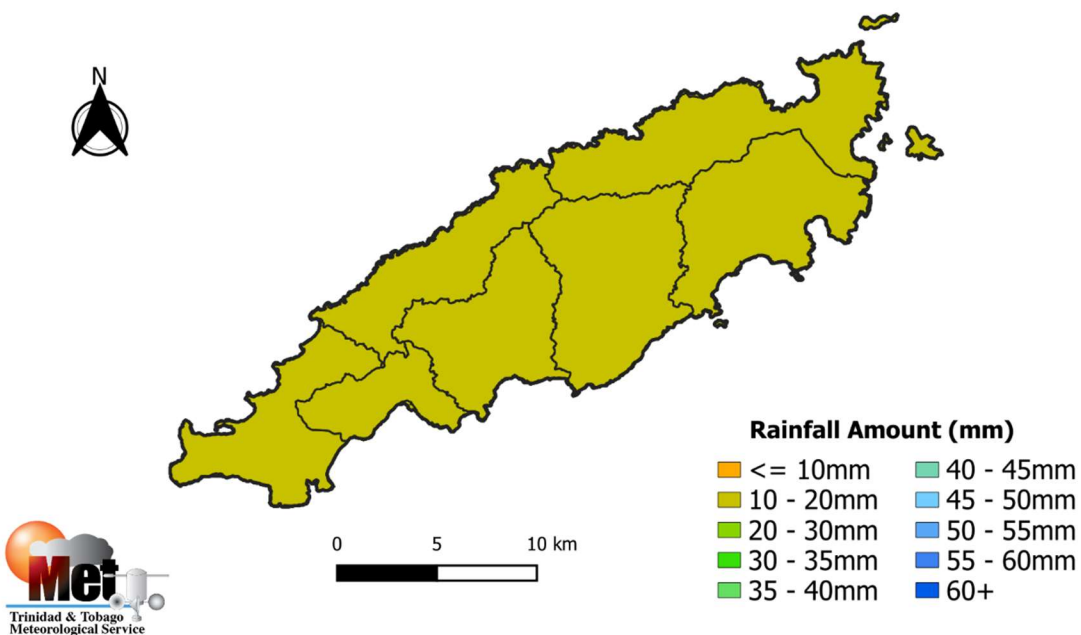


Figure 2. Rainfall map of Tobago showing measured rainfall totals for varying districts during period 16th to 31st of March 2024.

Temperatures:

Temperatures were warm to hot during the period 15th – 31st of March with the minimum nighttime temperature falling to 22.6 °C (22nd March) and the maximum daytime temperature rising to 35.1 °C (29th March), in Trinidad.

Similarly, Tobago temperatures were warm during the period 15th – 31st of March with the minimum nighttime temperature falling to 24.3 °C (22nd March) and the maximum daytime temperature rising to 32.9 °C (29th March).

Disclaimer

This information is provided with the understanding that the Trinidad and Tobago Meteorological Service makes no warranties, either expressed or implied, concerning the accuracy, completeness, reliability, or suitability of the forecast or outlook contained in this document. The information may be used freely by the public with appropriate acknowledgement of its source, but shall not be modified in content and then presented as original material.



Definitions used in the forecast and bulletin:

Term	Meaning	
Dekad	10 day rainfall measuring period	
Rain Day	A day with 1.0 mm or more of rainfall amount	
Wet Day	A day with 10.0 mm or more of rainfall amount	
Extremely Wet Day	A day with 25.0 mm or more of rainfall amount	
Normal Rainfall	Between 75% and 125 % of the average	
Below Normal Rainfall	Rainfall below 75% of the average	
Above Normal Rainfall	Rainfall in excess of 125 % of the average	
Much below Normal Rainfall	Rainfall below 50% of the average	
Much above Normal Rainfall	Rainfall above 150% of the average	
Scanty Rainfall	Less than 1 mm	
Moderate Rainfall	1-10 mm	
Heavy Rainfall	10-50 mm	
Very heavy Rainfall	Greater than 50 mm	
Probability of 1-30 %	Low Chance	
Probability of 30-70 %	Moderate Chance	
Probability greater than 70%	High Chance	
Term	Amount of Rain	Type of day
Scanty Rainfall	Less than 1 mm	Relatively dry day
Moderate Rainfall	1-10 mm	Relatively wet day
Heavy Rainfall	10-50 mm	Wet day
Very heavy Rainfall	Greater than 50 mm	Excessively wet day

Disclaimer

This information is provided with the understanding that the Trinidad and Tobago Meteorological Service makes no warranties, either expressed or implied, concerning the accuracy, completeness, reliability, or suitability of the forecast or outlook contained in this document. The information may be used freely by the public with appropriate acknowledgement of its source, but shall not be modified in content and then presented as original material.

Issue date: 2021-03- 21