




























**Weather Forecast/Bulletin for Farmers and Livestock Producers of Trinidad and Tobago for the 15-day period (16<sup>th</sup> to the 30<sup>th</sup>) of April 2024.**

Date	Weather		Temperature	Heat Real Feel	Day Moisture (Relative Humidity)	Wind	
16 <sup>th</sup>	 20% chance of showers	Less than 3.0 mm of rainfall is possible	Partly cloudy with few showers	<b>Very Warm</b>  Max/Min Temperatures °C 33.0/24.0	Feels like 37-40 °C	60-70%	 Moderate Southeasterly 20 km/h Gust 40 km/h
17 <sup>th</sup>	 40% chance of showers	Less than 8.0 mm of rainfall is possible	Partly cloudy with showers	<b>Warm</b>  Max/Min Temperatures °C 32.0/24.0	Feels like 37-40 °C	60-70%	 Moderate Southeasterly 20 km/h Gust 40 km/h
18 <sup>th</sup>	 40% chance of showers	Less than 8.0 mm of rainfall is possible	Mostly cloudy with showers	<b>Warm</b>  Max/Min Temperatures °C 32.0/23.0	Feels like 35-38 °C	60-70%	 Gentle Southeasterly 10-20 km/h Gust 40 km/h
19 <sup>th</sup>	 60% chance of showers	Less than 13.0 mm of rainfall is possible	Cloudy with showers	<b>Warm</b>  Max/Min Temperatures °C 32.0/23.0	Feels like 37-44 °C	60-80%	 Gentle Southeasterly 10-20 km/h Gust 40 km/h

Disclaimer



















This information is provided with the understanding that the Trinidad and Tobago Meteorological Service makes no warranties, either expressed or implied, concerning the accuracy, completeness, reliability, or suitability of the forecast or outlook contained in this document. The information may be used freely by the public with appropriate acknowledgement of its source, but shall not be modified in content and then presented as original material.

20 <sup>th</sup>	 60% chance of showers	Less than 13.0 mm of rainfall is possible	Cloudy with showers	<b>Warm</b>  Max/Min Temperatures °C 31.0/23.0	Feels like 38-45 °C	70-90%	 Gentle Southeasterly 10-20 km/h Gust 40 km/h
21 <sup>st</sup>	 40% chance of showers	Less than 8.0 mm of rainfall is possible	Mostly cloudy with showers	<b>Warm</b>  Max/Min Temperatures °C 31.0/23.0	Feels like 35-45 °C	60-90%	 Gentle Easterly 10-20 km/h Gust 40 km/h
22 <sup>nd</sup>	 20% chance of showers	Less than 4.0 mm of rainfall is possible	Partly sunny cloudy with few showers	<b>Warm</b>  Max/Min Temperatures °C 32.0/23.0	Feels like 37-45 °C	60-80%	 Gentle easterly 10-20 km/h Gust 40 km/h
23 <sup>rd</sup>	 20% chance of showers	Less than 3.0 mm of rainfall is possible	Mostly sunny with a light shower	<b>Very Warm</b>  Max/Min Temperatures °C 33.0/23.0	Feels like 36-48 °C	50-80%	 Gentle easterly 10-20 km/h Gust 40 km/h
24 <sup>th</sup>	 20% chance of showers	Less than 3.0 mm of rainfall is possible	Partly cloudy with few showers	<b>Very Warm</b>  Max/Min Temperatures °C 33.0/23.0	Feels like 36-48 °C	50-80%	 Moderate easterly 20 km/h Gust 40 km/h

**Disclaimer**

This information is provided with the understanding that the Trinidad and Tobago Meteorological Service makes no warranties, either expressed or implied, concerning the accuracy, completeness, reliability, or suitability of the forecast or outlook contained in this document. The information may be used freely by the public with appropriate acknowledgement of its source, but shall not be modified in content and then presented as original material.

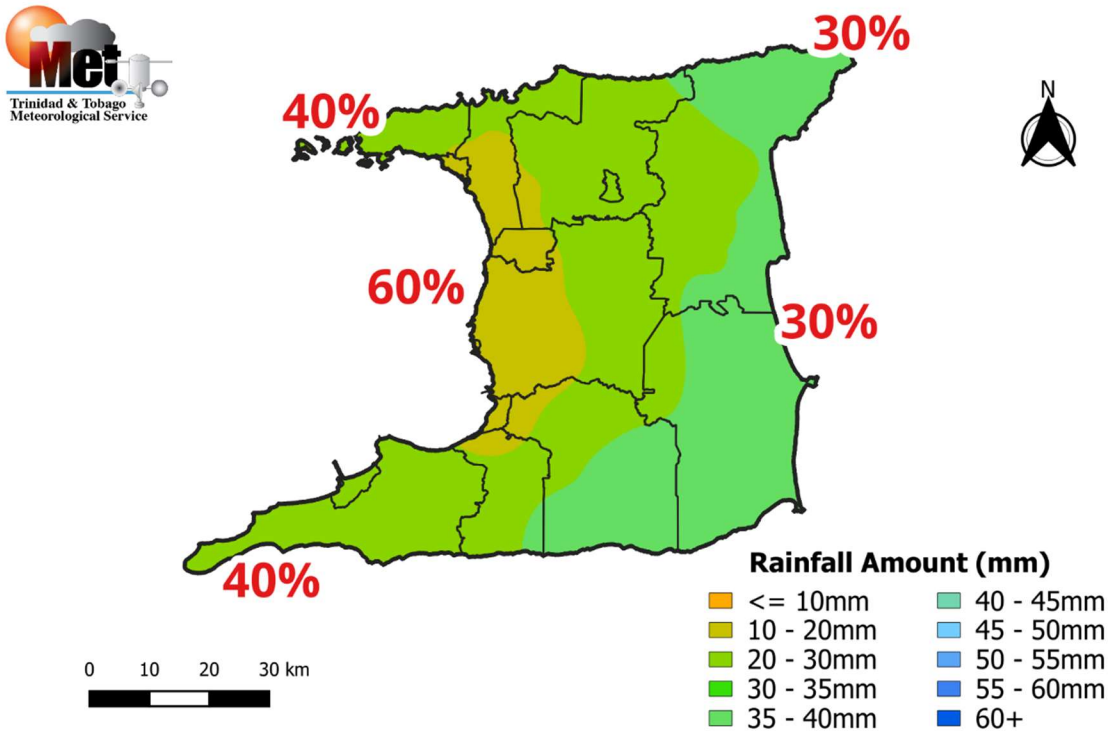
	<b>Trinidad &amp; Tobago Meteorological Service</b>	<b>Agromet Bulletin</b> Page 3 of 9
--	---	--

25 <sup>th</sup>	 40% chance of showers	Less than 6.0 mm of rainfall is possible	Partly cloudy with few showers	<b>Very Warm</b>  Max/Min Temperatures °C 33.5/24.0	Feels like 36-48°C	50-80%	 Moderate easterly 20 km/h Gust 40 km/h
26 <sup>th</sup>	 40% chance of showers	Less than 6.0 mm of rainfall is possible	Mostly sunny with a light shower	<b>Hot</b>  Max/Min Temperatures °C 34.0/24.0	Feels like 38-52 °C	50-80%	 Moderate easterly 20 km/h Gust 40 km/h
27 <sup>th</sup>	 20% chance of showers	Less than 6.0 mm of rainfall is possible	Mostly sunny with a shower	<b>Hot</b>  Max/Min Temperatures °C 33.5/24.0	Feels like 38-49 °C	50-80%	 Moderate southeasterly 20 km/h Gust 40 km/h
28 <sup>th</sup>	 20% chance of showers	Less than 3.0 mm of rainfall is possible	Mostly sunny with a light shower	<b>Hot</b>  Max/Min Temperatures °C 33.5/24.0	Feels like 38-47 °C	50-70%	 Moderate southeasterly 20 km/h Gust 40 km/h
29 <sup>th</sup>	 20% chance of showers	Less than 3.0 mm of rainfall is possible	Mostly sunny with a light shower	<b>Hot</b>  Max/Min Temperatures °C 34.0/24.0	Feels like 36-44 °C	50-70%	 Moderate Easterly 20 km/h Gust 40 km/h
30 <sup>th</sup>	 20% chance of showers	Less than 3.0 mm of rainfall is possible	Mostly sunny with a light shower	<b>Hot</b>  Max/Min Temperatures °C 34.0/24.0	Feels like 36-44 °C	50-70%	 Moderate Easterly 20 km/h Gust 40 km/h

**Disclaimer**

This information is provided with the understanding that the Trinidad and Tobago Meteorological Service makes no warranties, either expressed or implied, concerning the accuracy, completeness, reliability, or suitability of the forecast or outlook contained in this document. The information may be used freely by the public with appropriate acknowledgement of its source, but shall not be modified in content and then presented as original material.

**Trinidad Rainfall Forecast for the 15-Day period of April (16<sup>th</sup> – 30<sup>th</sup>) 2024.**



**Figure 1. Rainfall map of Trinidad showing expected mean rainfall totals for districts across Trinidad during the 15-day period (16<sup>th</sup> -30<sup>th</sup>) April 2024 and percentage probability of occurrence.**

**Eastern, and North-Eastern areas:**

Moderate chance (30%) of mean daily rainfall up to 2.6 mm.

**South-Eastern areas:**

Moderate chance (30%) of mean daily rainfall up to 2.6 mm

**Southern areas**

Moderate chance (40%) of mean daily rainfall up to 2.6 mm

**South-Western areas**

Moderate chance (40%) of mean daily rainfall up to 1.3 mm

**Central, West-Central, and inland areas**

Moderate chance (60%) of mean daily rainfall up to 0.6 mm

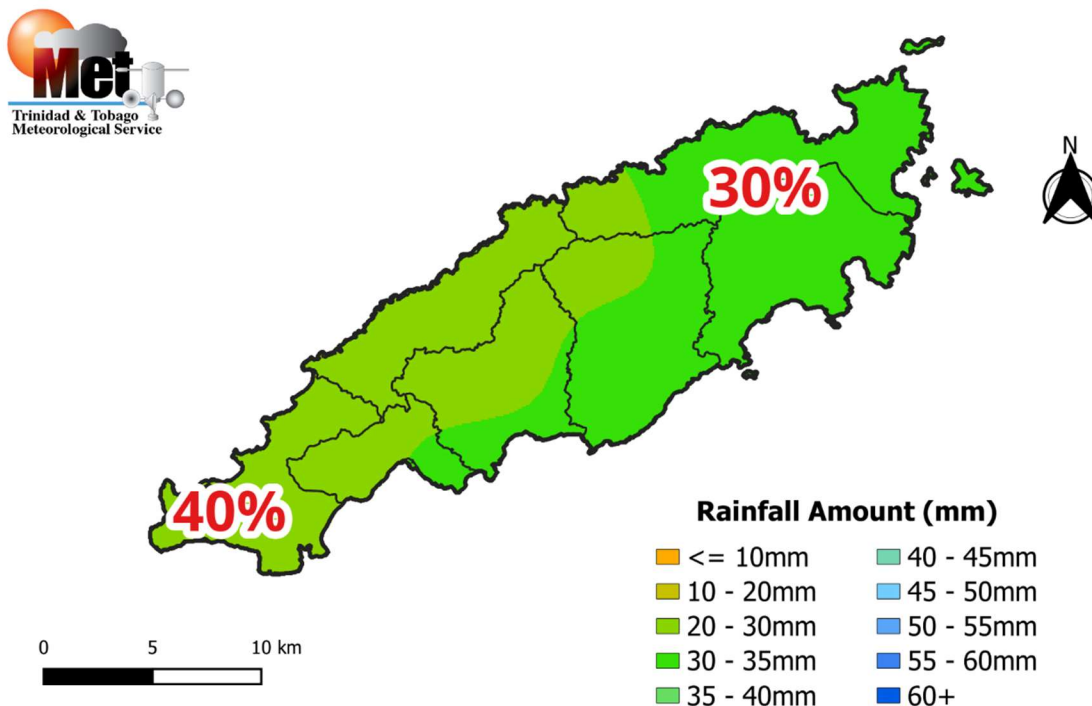
**Northern, North-Western areas**

Moderate chance (40%) of mean daily rainfall up to 1.3 mm

*Disclaimer*

*This information is provided with the understanding that the Trinidad and Tobago Meteorological Service makes no warranties, either expressed or implied, concerning the accuracy, completeness, reliability, or suitability of the forecast or outlook contained in this document. The information may be used freely by the public with appropriate acknowledgement of its source, but shall not be modified in content and then presented as original material.*

## Tobago Rainfall Forecast for the 15-Day period of April (16<sup>th</sup> – 30<sup>th</sup>) 2024.



**Figure 2. Rainfall map of Tobago showing expected mean rainfall totals for districts across Tobago during the 15-day period (16<sup>th</sup> - 30<sup>th</sup>) April 2024 and percentage probability of occurrence.**

### North-Eastern areas

Moderate chance (30%) of mean daily rainfall up to 2 mm

### South-Western areas

Moderate chance (40%) of mean daily rainfall up to 1.3 mm

## Sun and Moon Positions in the Sky April (16<sup>th</sup> – 30<sup>th</sup>) 2024.

The sun is presently at 10.5 degrees North latitude and with this position, the day-length or number of sunlight hours in Trinidad and Tobago from April 16<sup>th</sup> will be 12 hours and 23 minutes, increasing slightly to 12 hours and 30 minutes by 30<sup>th</sup> of April 2024.

According to the moon's phases, the (Full Moon Phase) 20<sup>th</sup> – 22<sup>nd</sup> are good days for planting aboveground crops and 23<sup>rd</sup> – 24<sup>th</sup> and 28<sup>th</sup> – 29<sup>th</sup> of April are good days for planting belowground crops. However, the 15<sup>th</sup> – 19<sup>th</sup> (First Quarter Phase) and 30<sup>th</sup> of April are poor planting days. These days should be used for removing weeds, clearing land and ploughing fields.

#### *Disclaimer*

*This information is provided with the understanding that the Trinidad and Tobago Meteorological Service makes no warranties, either expressed or implied, concerning the accuracy, completeness, reliability, or suitability of the forecast or outlook contained in this document. The information may be used freely by the public with appropriate acknowledgement of its source, but shall not be modified in content and then presented as original material.*

Issue date: 2021-03-21

## Summary of Expected Weather:

**Mainly low to moderate rainfall amounts are expected during the fifteen days.**

Wet days are expected for the second 15 days of April, from 19<sup>th</sup> – 20<sup>th</sup> with relatively wet days also possible on 21<sup>st</sup>, 25<sup>th</sup> - 27<sup>th</sup> with less than 10.0 mm of rainfall, while on other days less than 3.0 mm is expected.

### Trinidad and Tobago:

Wet days are expected for the second 15 days of April, from 19<sup>th</sup> – 20<sup>th</sup> with relatively wet days also possible on 21<sup>st</sup>, 25<sup>th</sup> - 27<sup>th</sup> with less than 10.0 mm of rainfall, while on other days less than 3.0 mm is expected.

The daily rainfall totals are forecast to range between 3.0 mm to 6.0 mm across different farmlands across the islands, favouring the southern, eastern and northeastern coastal areas of Trinidad and southwestern Tobago. The 15-day rainfall totals range between 10.0 mm and 40.0 mm in Trinidad, and range between 20.0 mm and 30.0 mm in Tobago.

### Temperatures & Winds:

Hot conditions are expected. Daily Maximum temperatures range between 32.0 °C to 34.0 °C throughout the period. However, temperatures are expected to have a real-feel or feels-like between 36.0 °C to 45.0 °C on most days. The minimum temperatures will range between 23.0 °C to 24.0 °C during most nights/early mornings, dropping lower in rural areas and valleys.

In general, mostly moderate easterly to east-southeasterly winds with an average speed of 20-40 km/h are expected. Low rainfall totals, mostly moderate wind speeds, very warm or hot days, and warm feels-like temperatures will sustain average evapotranspiration rates in crops ranging between 5.0 to 15.0 mm per day.

### Moisture levels:

Over the fifteen-day period across Trinidad and Tobago, moisture levels are expected to be low to moderate with average daytime relative humidity values in the lower 50s to lower 80s, in terms of percentage.

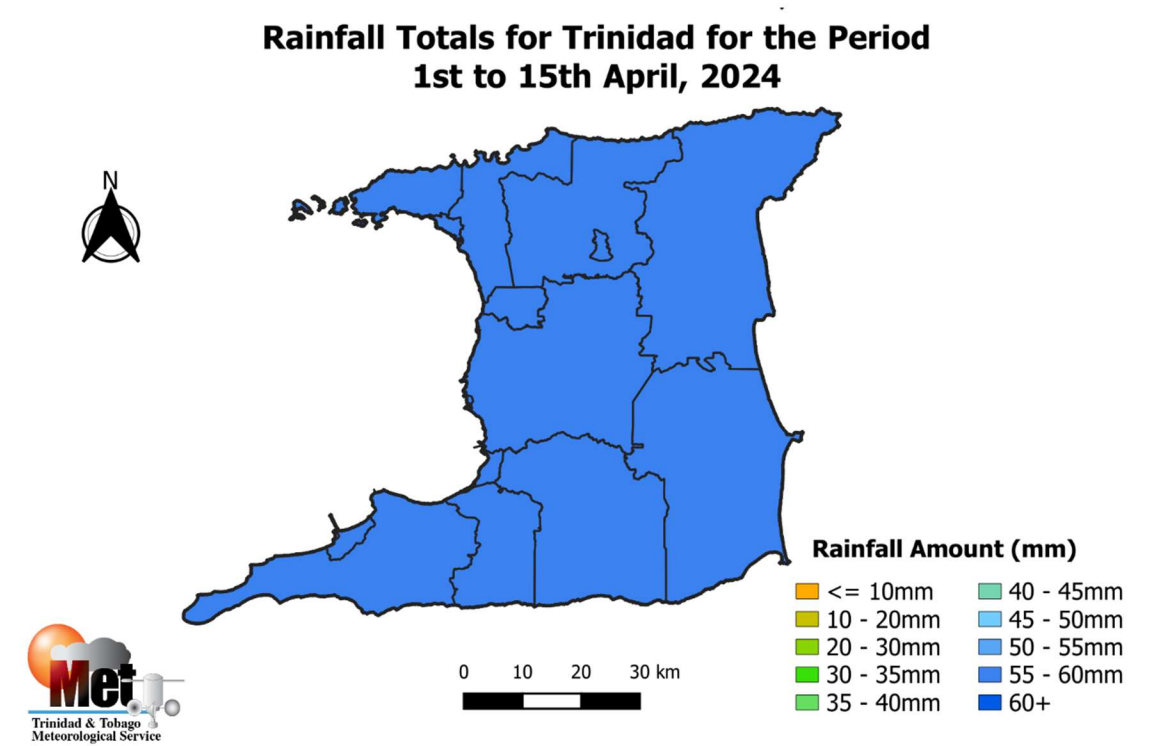
#### Disclaimer

**Highlighted Possible Impacts on Agriculture:**

Expect a few showery interruptions during the second week in April. Mostly sunny, breezy with very warm to hot conditions interrupted by cloudy spells with showery outbreaks are expected during this second 15-day forecast period of April 2024. Therefore, greening of grazing pastures should continue. However, scheduling of irrigation days on fields to maintain optimal soil moisture would be necessary on most days. There is a moderate (40%) chance of heat stress in young livestock, newly germinated and transplanted seedlings onto fields. There is a moderate probability (40-60%) that strong winds may cause physical damage to young plants and flowering mature plants in exposed areas. There is also a low probability (30%) chance for fungi spread, insect pests and warm/moist weather diseases to develop in crop beds.

**Weather Assessment for the period April 1<sup>st</sup> to 15<sup>th</sup> 2024.**

Moderate to heavy rainfall amounts occurred during the first half of April across Trinidad and Tobago. The rainfall totals maps for the period 1<sup>st</sup> to 15<sup>th</sup> of April for Trinidad and Tobago are located below as figure 1 and figure 2.

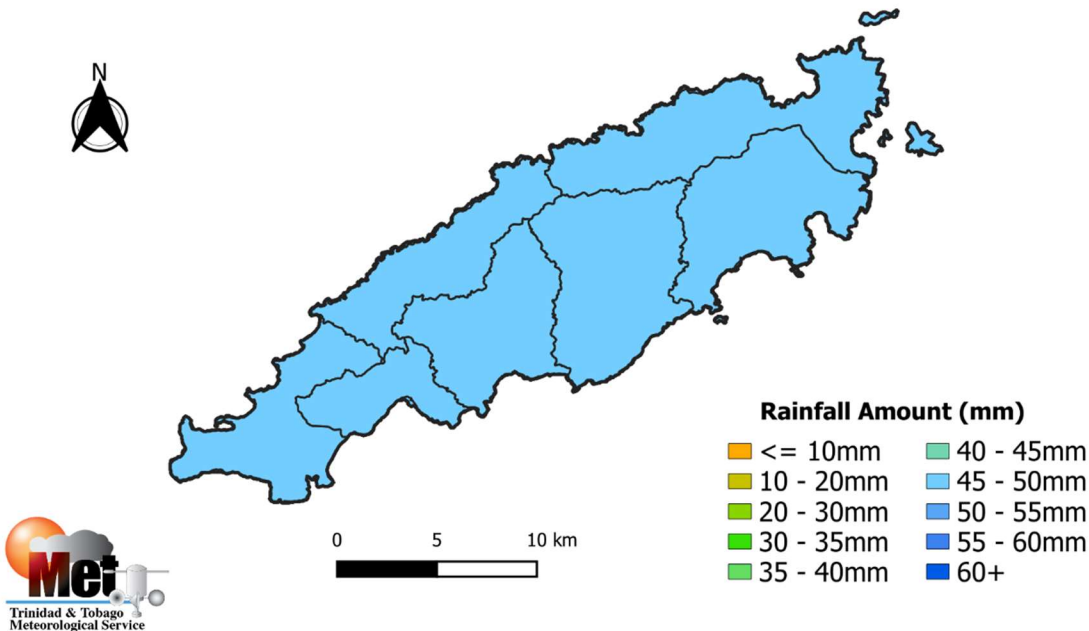


**Figure 1. Rainfall map of Trinidad showing measured rainfall totals for varying districts during period 1<sup>st</sup> to 15<sup>th</sup> of April 2024.**

*Disclaimer*

*This information is provided with the understanding that the Trinidad and Tobago Meteorological Service makes no warranties, either expressed or implied, concerning the accuracy, completeness, reliability, or suitability of the forecast or outlook contained in this document. The information may be used freely by the public with appropriate acknowledgement of its source, but shall not be modified in content and then presented as original material.*

**Rainfall Totals for Tobago for the Period  
1st to 15th April, 2024.**



**Figure 2. Rainfall map of Tobago showing measured rainfall totals for varying districts during period 1<sup>st</sup> to 15<sup>th</sup> of April 2024.**

**Temperatures:**

Temperatures were warm to hot during the period 1<sup>st</sup> - 15<sup>th</sup> of April with the minimum nighttime temperature falling to 22.6 °C (10<sup>th</sup> April) and the maximum daytime temperature rising to 34.2 °C (1<sup>st</sup> April), in Trinidad.

Similarly, Tobago temperatures were hot during the period 1<sup>st</sup> – 15<sup>th</sup> of April with the minimum nighttime temperature at 27.0 °C (4<sup>th</sup> April) and the maximum daytime temperature rising to 32.8 °C (2<sup>nd</sup> April).

*Disclaimer*





## Definitions used in the forecast and bulletin:

<b>Term</b>	<b>Meaning</b>	
<b>Dekad</b>	10 day rainfall measuring period	
<b>Rain Day</b>	A day with 1.0 mm or more of rainfall amount	
<b>Wet Day</b>	A day with 10.0 mm or more of rainfall amount	
<b>Extremely Wet Day</b>	A day with 25.0 mm or more of rainfall amount	
<b>Normal Rainfall</b>	Between 75% and 125 % of the average	
<b>Below Normal Rainfall</b>	Rainfall below 75% of the average	
<b>Above Normal Rainfall</b>	Rainfall in excess of 125 % of the average	
<b>Much below Normal Rainfall</b>	Rainfall below 50% of the average	
<b>Much above Normal Rainfall</b>	Rainfall above 150% of the average	
<b>Scanty Rainfall</b>	Less than 1 mm	
<b>Moderate Rainfall</b>	1-10 mm	
<b>Heavy Rainfall</b>	10-50 mm	
<b>Very heavy Rainfall</b>	Greater than 50 mm	
<b>Probability of 1-30 %</b>	Low Chance	
<b>Probability of 30-70 %</b>	Moderate Chance	
<b>Probability greater than 70%</b>	High Chance	
<b>Term</b>	<b>Amount of Rain</b>	<b>Type of day</b>
<b>Scanty Rainfall</b>	Less than 1 mm	Relatively dry day
<b>Moderate Rainfall</b>	1-10 mm	Relatively wet day
<b>Heavy Rainfall</b>	10-50 mm	Wet day
<b>Very heavy Rainfall</b>	Greater than 50 mm	Excessively wet day

Disclaimer

This information is provided with the understanding that the Trinidad and Tobago Meteorological Service makes no warranties, either expressed or implied, concerning the accuracy, completeness, reliability, or suitability of the forecast or outlook contained in this document. The information may be used freely by the public with appropriate acknowledgement of its source, but shall not be modified in content and then presented as original material.

Issue date: 2021-03- 21