

## Agro-meteorological Bulletin and Assessment for Farmers and Livestock Producers of Trinidad and Tobago for the First 15-Day Period (1st-15th) of March, 2024

### Definitions used in the forecast and bulletin:

Term		Meaning
Dekad		10 day rainfall measuring period
Rain Day		A day with 1.0 mm or more of rainfall amount
Wet Day		A day with 10.0 mm or more rainfall amount
Extremely Wet Day		A day with 25.0 mm or more of rainfall amount
Normal Rainfall		Between 75% and 125% of the average
Below Normal Rainfall		Rainfall below 75% of the average
Above Normal Rainfall		Rainfall in excess of 125% of the average
Much Below Normal Rainfall		Rainfall below 50% of the average
Much Above Normal Rainfall		Rainfall above 150% of the average
Scanty Rainfall		Less than 1 mm
Moderate Rainfall		1-10 mm
Heavy Rainfall		10-50 mm
Very Heavy Rainfall		Greater than 50 mm
Probability of 1-30 %		Low Chance
Probability of 30-70 %		Moderate Chance
Probability greater than 70 %		High Chance
Term	Amount of Rain	Type of day
Scanty Rainfall	Less than 1 mm	Relatively dry day
Moderate Rainfall	1-10 mm	Relatively wet day
Heavy Rainfall	10-50 mm	Wet day
Very Heavy Rainfall	Greater than 50 mm	Excessively wet day













## Weather Bulletin for Farmers and Livestock Producers of Trinidad and Tobago for the 15-day period (1<sup>st</sup> -15<sup>th</sup>) of March 2024.

Date	Weather	Temperature	Heat Real	Day Moisture (Relative)	Wind
------	---------	-------------	--------------	-------------------------------	------

### Disclaimer













This information is provided with the understanding that the Trinidad and Tobago Meteorological Service makes no warranties, either expressed or implied, concerning the accuracy, completeness, reliability, or suitability of the forecast or outlook contained in this document. The information may be used freely by the public with appropriate acknowledgement of its source, but shall not be modified in content and then presented as original material.

Issue date: 2024-03-01

					Feel	(Humidity)	
1 <sup>st</sup>	 45% chance of showers	Less than 3.0 mm of rainfall is possible	Partly cloudy with a shower or two	<b>Warm</b>  Max/Min Temperatures °C 31.2/22.4	Feels like 31-37°C	48-55%	 Moderate northeasterly 20 km/h Gust 30 km/h
2 <sup>nd</sup>	 20% chance of showers	Less than 1.0 mm of rainfall is possible	Patchy cloudiness with a light shower	<b>Warm</b>  Max/Min Temperatures °C 32.0/22.5	Feels like 32-38°C	41-51%	 Moderate northeasterly 20 km/h Gust 30 km/h
3 <sup>rd</sup>	 20% chance of showers	Less than 1.0 mm of rainfall is possible	Patchy cloudiness with a light shower	<b>Warm</b>  Max/Min Temperatures °C 31.2/20.5	Feels like 31-38°C	47-66%	 Moderate northeasterly 20 km/h Gust 30 km/h
4 <sup>th</sup>	 20% chance of showers	Less than 1.0 mm of rainfall is possible	Patchy cloudiness with a light shower	<b>Warm</b>  Max/Min Temperatures °C 31.1/22.5	Feels like 32-36°C	48-60%	 Moderate easterly 20 km/h Gust 30 km/h

Disclaimer













This information is provided with the understanding that the Trinidad and Tobago Meteorological Service makes no warranties, either expressed or implied, concerning the accuracy, completeness, reliability, or suitability of the forecast or outlook contained in this document. The information may be used freely by the public with appropriate acknowledgement of its source, but shall not be modified in content and then presented as original material.

5 <sup>th</sup>	 20% chance of showers	Less than 1.0 mm of rainfall is possible	Patchy cloudiness with a light shower	<b>Warm</b>  Max/Min Temperatures °C 31.0/25.0	Feels like 31-36°C	52-61%	 Moderate easterly 20 km/h Gust 30 km/h
6 <sup>th</sup>	 20% chance of showers	Less than 1.0 mm of rainfall is possible	Patchy cloudiness with a light shower	<b>Warm</b>  Max/Min Temperatures °C 31.0/25.5	Feels like 31-36°C	52-61%	 Moderate easterly 20 km/h Gust 30 km/h
7 <sup>th</sup>	 40% chance of showers	Less than 3.0 mm of rainfall is possible	Patchy cloudiness with light showers	<b>Warm</b>  Max/Min Temperatures °C 33.0/25.5	Feels like 33-40°C	55-64%	 Moderate southeasterly 20 km/h Gust 30 km/h
8 <sup>th</sup>	 40% chance of showers	Less than 2.0 mm of rainfall is possible	Patchy cloudiness with light showers	<b>Warm</b>  Max/Min Temperatures °C 32.0/25.5	Feels like 32-40°C	46-61%	 Moderate southeasterly 20 km/h Gust 30 km/h

## Disclaimer










This information is provided with the understanding that the Trinidad and Tobago Meteorological Service makes no warranties, either expressed or implied, concerning the accuracy, completeness, reliability, or suitability of the forecast or outlook contained in this document. The information may be used freely by the public with appropriate acknowledgement of its source, but shall not be modified in content and then presented as original material.

Issue date: 2024-03-01

9 <sup>th</sup>	 40% chance of showers	Less than 2.0 mm of rainfall is possible	Patchy cloudiness with light showers	<b>Warm</b>  Max/Min Temperatures °C 33.0/25.5	Feels like 33-42°C	66-78%	 Moderate southeasterly 20 km/h Gust 30 km/h
10 <sup>th</sup>	 40% chance of showers	Less than 3.0 mm of rainfall is possible	Patchy cloudiness with light showers	<b>Warm</b>  Max/Min Temperatures °C 33.0/2.0	Feels like 33-42°C	57-74%	 Moderate southeasterly 20 km/h Gust 30 km/h
11 <sup>th</sup>	 20% chance of showers	Less than 1.0 mm of rainfall is possible	Patchy cloudiness with a light shower	<b>Warm</b>  Max/Min Temperatures °C 33.0/24.5	Feels like 33-36°C	55-65%	 Moderate easterly 20 km/h Gust 30 km/h
12 <sup>th</sup>	 40% chance of showers	Less than 3.0 mm of rainfall is possible	Patchy cloudiness with light showers	<b>Warm</b>  Max/Min Temperatures °C 32.5/23.5	Feels like 33-35°C	53-65%	 Moderate easterly 20 km/h Gust 30 km/h

## Disclaimer

This information is provided with the understanding that the Trinidad and Tobago Meteorological Service makes no warranties, either expressed or implied, concerning the accuracy, completeness, reliability, or suitability of the forecast or outlook contained in this document. The information may be used freely by the public with appropriate acknowledgement of its source, but shall not be modified in content and then presented as original material.

13 <sup>th</sup>	 40% chance of showers	Less than 3.0 mm of rainfall is possible	Patchy cloudiness with light showers	<b>Warm</b>  Max/Min Temperatures °C 33.0/25.0	Feels like 33-42°C	46-64%	 Moderate northeasterly 20 km/h Gust 30 km/h
14 <sup>th</sup>	 60% chance of showers	Less than 4.0 mm of rainfall is possible	Patchy cloudiness with light showers	<b>Warm</b>  Max/Min Temperatures °C 33.0/25.0	Feels like 33-42°C	49-63%	 Moderate easterly 20 km/h Gust 30 km/h
15 <sup>th</sup>	 60% chance of showers	Less than 5.0 mm of rainfall is possible	Patchy cloudiness with light showers	<b>Warm</b>  Max/Min Temperatures °C 32.0/25.0	Feels like 33-42°C	55-66%	 Moderate northeasterly 20 km/h Gust 30 km/h

## Disclaimer

This information is provided with the understanding that the Trinidad and Tobago Meteorological Service makes no warranties, either expressed or implied, concerning the accuracy, completeness, reliability, or suitability of the forecast or outlook contained in this document. The information may be used freely by the public with appropriate acknowledgement of its source, but shall not be modified in content and then presented as original material.

Issue date: 2024-03-01

## Trinidad Rainfall Forecast for the 15-Day period of March (1<sup>st</sup> – 15<sup>th</sup>) 2024.

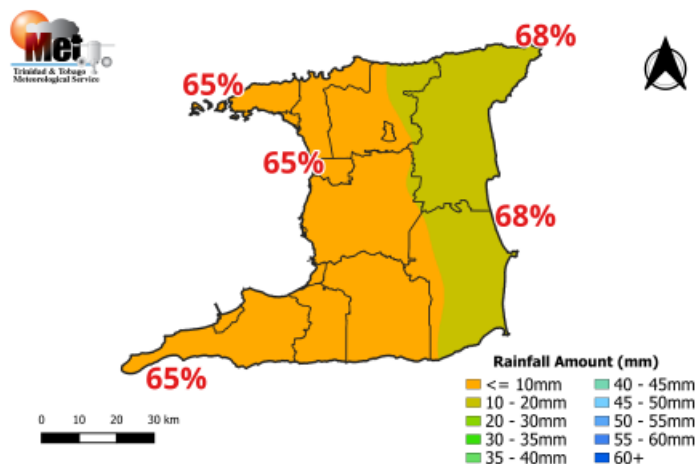


Figure 1. Rainfall map of Trinidad showing expected mean rainfall totals for districts across Trinidad during the 15-day period (1<sup>st</sup>-15<sup>th</sup>) March 2024 and percentage probability of occurrence.

### Eastern, and North-Eastern areas

Moderate chance (68%) of mean daily rainfall up to 2.0 mm.

### South-Eastern areas

Moderate chance (68%) of mean daily rainfall up to 2.0 mm.

### Southern areas

Moderate chance (65%) of mean daily rainfall up to 0.6 mm.

### South-Western areas

Moderate chance (65%) of mean daily rainfall up to 0.6 mm.

### Central, West-Central, and inland areas

Moderate chance (65%) of mean daily rainfall up to 0.6 mm.

### Northern, North-Western areas

Moderate chance (65%) of mean daily rainfall up to 0.6 mm.

### Disclaimer

This information is provided with the understanding that the Trinidad and Tobago Meteorological Service makes no warranties, either expressed or implied, concerning the accuracy, completeness, reliability, or suitability of the forecast or outlook contained in this document. The information may be used freely by the public with appropriate acknowledgement of its source, but shall not be modified in content and then presented as original material.

### Tobago Rainfall Forecast for the 15-Day period of March (1<sup>st</sup>-15<sup>th</sup>) 2024.

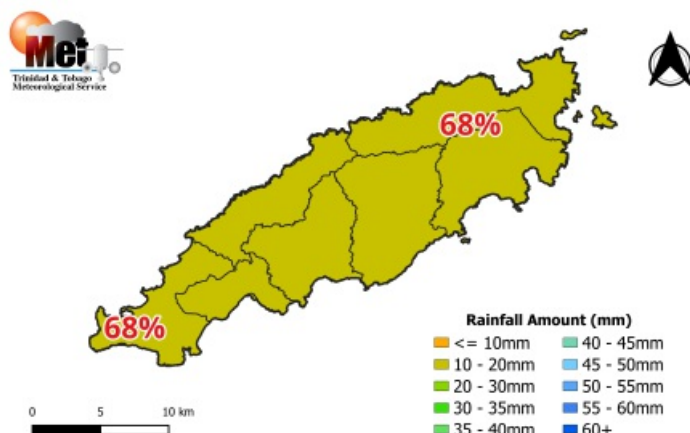


Figure 2. Rainfall map of Tobago showing expected mean rainfall totals for districts across Tobago during the 15-day period (1<sup>st</sup>-15<sup>th</sup>) March 2024 and percentage probability of occurrence.

#### North-Eastern areas

Moderate chance (68%) of mean daily rainfall up to 2.0 mm.

#### South-Western areas

Moderate chance (68%) of mean daily rainfall up to 2.0 mm.

### Sun and Moon Positions in the Sky March (1<sup>st</sup>-15<sup>th</sup>) 2023.

The sun is presently at 7.5 degrees South latitude and with this position, the day-length or number of sunlight hours in Trinidad and Tobago from March 1<sup>st</sup> will be 11 hours and 56 minutes, increasing slightly to 12 hours and 04 minutes by 15<sup>th</sup> of March 2024. According to the moon's phases, the 1<sup>st</sup>, 8<sup>th</sup>-9<sup>th</sup>, and 12<sup>th</sup>-13<sup>th</sup> of March are good days for planting aboveground crops, while the 1<sup>st</sup>, 4<sup>th</sup>-5<sup>th</sup>, and 8<sup>th</sup>-9<sup>th</sup> are good days for planting below ground crops. However, the 2<sup>nd</sup>-3<sup>rd</sup> (Third Quarter Phase), 6<sup>th</sup>-7<sup>th</sup>, 10<sup>th</sup> (New Moon Phase) -11<sup>th</sup> and 14<sup>th</sup>-15<sup>th</sup> of March are poor planting days. These days should be used for removing weeds, clearing land and ploughing fields.

#### Highlighted Possible Impacts on Agriculture:

#### Disclaimer

This information is provided with the understanding that the Trinidad and Tobago Meteorological Service makes no warranties, either expressed or implied, concerning the accuracy, completeness, reliability, or suitability of the forecast or outlook contained in this document. The information may be used freely by the public with appropriate acknowledgement of its source, but shall not be modified in content and then presented as original material.

During this first 15-day (1<sup>st</sup>-15<sup>th</sup>) forecast period of March 2024, expect mostly patchy cloudiness with little showery episodes similar to what was experienced during the last 15-day forecast period of February. Therefore, scheduling of irrigation days on fields to maintain optimal soil moisture would be necessary on most days. There is a moderate (60%) chance of heat stress in young livestock, newly germinated and transplanted seedlings onto fields. There is a moderate probability (60%) that strong winds may cause physical damage to young plants and flowering mature plants in exposed areas. There is also a low probability (28%) chance for fungi spread, insect pests and warm/moist weather diseases to develop in crop beds.

## Weather Assessment for the period February (16<sup>th</sup>-28<sup>th</sup>) 2024.

Very low rainfall amounts occurred during the second half of February across Trinidad and Tobago. Trinidad had 0.4 mm while Tobago had 3.9 mm of rainfall. The rainfall totals maps for the period, 16<sup>th</sup> to 28<sup>th</sup> of February for Trinidad and Tobago are located below as figure 1 and figure 2.

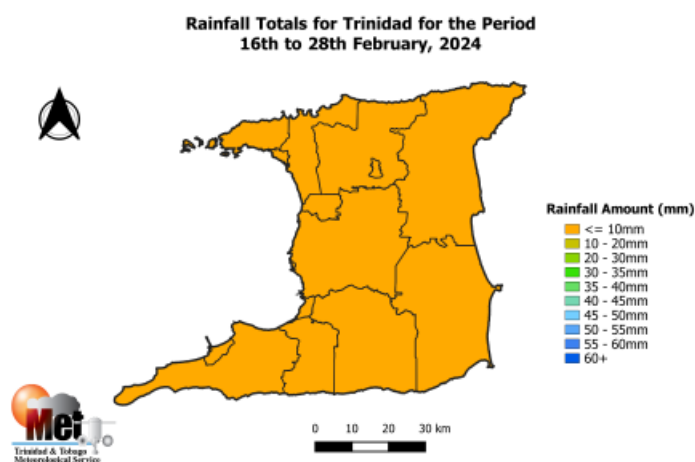


Figure 1. Rainfall map of Trinidad showing measured rainfall totals for varying districts during period 16<sup>th</sup> to 28<sup>th</sup> of February 2024.

### Disclaimer

This information is provided with the understanding that the Trinidad and Tobago Meteorological Service makes no warranties, either expressed or implied, concerning the accuracy, completeness, reliability, or suitability of the forecast or outlook contained in this document. The information may be used freely by the public with appropriate acknowledgement of its source, but shall not be modified in content and then presented as original material.



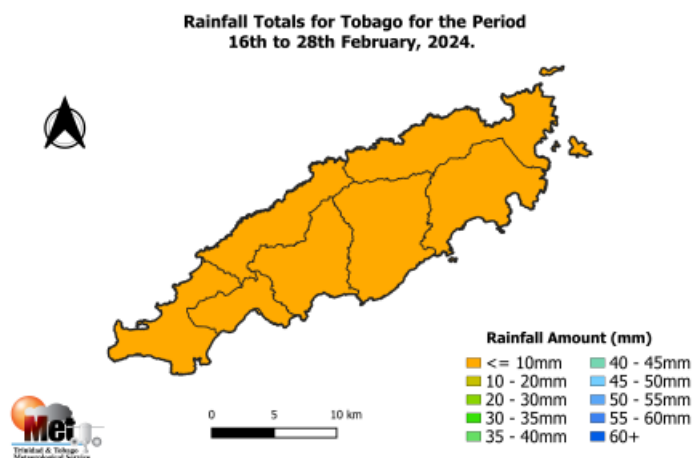


Figure 2. Rainfall map of Tobago showing measured rainfall totals for varying districts during period 16<sup>th</sup> to 28<sup>th</sup> of February 2024.

## Temperatures:

Temperatures were cool to warm during the period 16<sup>th</sup> to 28<sup>th</sup> of February, with the minimum nighttime temperature falling to 20.6 °C and the maximum daytime temperature rising to 33.9 °C, in Trinidad.

Similarly, Tobago temperatures were cool to warm during the period 16<sup>th</sup> to 28<sup>th</sup> of February, with the minimum nighttime temperature falling to 23.5 °C and the maximum daytime temperature rising to 32.7 °C.

## Summary

### Summary of Expected Weather:

**Low rainfall amounts are expected during the fifteen days.**

Relatively wet days are expected on the 1<sup>st</sup>, 7<sup>th</sup>-10<sup>th</sup>, and 12<sup>th</sup>-15<sup>th</sup> with less than 5.0 mm of rainfall, while on other days less than 1.0 mm is expected.

### Trinidad and Tobago:

Relatively wet days are expected on the 1<sup>st</sup>, 7<sup>th</sup>-10<sup>th</sup>, and 12<sup>th</sup>-15<sup>th</sup> with less than 5.0 mm of rainfall, while on other days less than 1.0 mm is expected. The daily rainfall totals are forecast to range between 0.0 mm to 5.0 mm across different farmlands across the islands, especially along the northeastern coastal areas of Trinidad and the southwestern coast of Tobago. The fifteen-day rainfall totals ranged between 6.0 mm and 20.0 mm in Trinidad, and 20.0 mm in Tobago.

## Temperatures & Winds:

The maximum temperatures are expected to become warm, with daily temperatures ranging between 31.0°C to 33.0°C

### Disclaimer

This information is provided with the understanding that the Trinidad and Tobago Meteorological Service makes no warranties, either expressed or implied, concerning the accuracy, completeness, reliability, or suitability of the forecast or outlook contained in this document. The information may be used freely by the public with appropriate acknowledgement of its source, but shall not be modified in content and then presented as original material.

throughout the period. However, temperatures are expected to have a real-feel or feels-like between 31.0 °C to 42.0°C on most days. The minimum temperatures will range between 20.5°C to 25.5°C during most nights/early mornings, dropping lower in rural areas and valleys.

In general, mostly moderate northeasterly to easterly winds with an average speed of 20-30 km/h are expected. Low rainfall totals, mostly moderate speeds, warm days, and warm feels-like temperatures will sustain average evapotranspiration rates in crops ranging between 5.0 to 11.0 mm per day.

#### **Moisture levels:**

Over the fifteen-day period across Trinidad and Tobago, moisture levels are expected to be low with average daytime relative humidity values in the upper-40s to upper-70s, in terms of percentage.

#### **Disclaimer**

This information is provided with the understanding that the Trinidad and Tobago Meteorological Service makes no warranties, either expressed or implied, concerning the accuracy, completeness, reliability, or suitability of the forecast or outlook contained in this document. The information may be used freely by the public with appropriate acknowledgement of its source, but shall not be modified in content and then presented as original material.