


































**Weather Forecast/Bulletin for Farmers and Livestock Producers of Trinidad and Tobago for
the 15-day period (16th-31st) of March 2024.**

Date	Weather			Temperature	Heat Real Feel	Day Moisture (Relative Humidity)	Wind
16 th	 20% chance of showers	Less than 1.0 mm of rainfall is possible	Mostly sunny with a light shower	Hot  Max/Min Temperatures °C 33.0/24.0	Feels like 39-43 °C	59-70%	 Moderate Easterly 20 km/h Gust 40 km/h
17 th	 40% chance of showers	Less than 6.0 mm of rainfall is possible	Partly cloudy with few showers	Very Warm  Max/Min Temperatures °C 33.0/24.0	Feels like 36-40 °C	55-80%	 Moderate Easterly 20 km/h Gust 40 km/h
18 th	 40% chance of showers	Less than 6.0 mm of rainfall is possible	Partly cloudy with few showers	Very Warm  Max/Min Temperatures °C 32.0/24.0	Feels like 37-40 °C	60-70%	 Moderate southeasterly 20 km/h Gust 40 km/h
19 th	 20% chance of showers	Less than 1.0 mm of rainfall is possible	Partly cloudy with few showers	Very Warm  Max/Min Temperatures °C 33.0/25.0	Feels like 35-39 °C	45-60%	 Moderate southeasterly 20 km/h Gust 40 km/h
20 th	 20% chance of showers	Less than 1.0 mm of rainfall is possible	Mostly sunny with a light shower	Hot  Max/Min	Feels like 40-46 °C	55-75%	 Moderate Easterly 20 km/h Gust 40 km/h

Disclaimer

This information is provided with the understanding that the Trinidad and Tobago Meteorological Service makes no warranties, either expressed or implied, concerning the accuracy, completeness, reliability, or suitability of the forecast or outlook contained in this document. The information may be used freely by the public with appropriate acknowledgement of its source, but shall not be modified in content and then presented as original material.
















Issue date: 2021-03- 21

				Temperatures °C 34.0/24.0			
21 st	 40% chance of showers	Less than 3.0 mm of rainfall is possible	Patchy cloudiness with light showers	Very Warm  Max/Min Temperatures °C 33.0/23.0	Feels like 38-48 °C	55-80%	 Moderate northeasterly 20 km/h Gust 40 km/h
22 nd	 60% chance of showers	Less than 10.0 mm of rainfall is possible	Partly cloudy with few showers	Very Warm  Max/Min Temperatures °C 32.0/23.0	Feels like 36-44 °C	55-80%	 Gentle easterly 10-20 km/h Gust 40 km/h
23 rd	 20% chance of showers	Less than 1.0 mm of rainfall is possible	Mostly sunny with a light shower	Hot  Max/Min Temperatures °C 34.0/24.0	Feels like 37-47 °C	45-70%	 Moderate easterly 20 km/h Gust 40 km/h
24 th	 20% chance of showers	Less than 1.0 mm of rainfall is possible	Mostly sunny with a light shower	Hot  Max/Min Temperatures °C 34.0/25.0	Feels like 37-47 °C	45-70%	 Moderate southeasterly 20 km/h Gust 40 km/h
25 th	 20% chance of showers	Less than 1.0 mm of rainfall is possible	Mostly sunny with a light shower	Very Warm  Max/Min Temperatures °C 33.0/24.0	Feels like 35-43°C	45-70%	 Fresh easterly 30 km/h Gust 40 km/h
26 th	 40% chance of showers	Less than 6.0 mm of rainfall is possible	Partly cloudy with few showers	Warm  Max/Min	Feels like 33-44 °C	45-80%	 Moderate northeasterly 30 km/h Gust

Disclaimer

This information is provided with the understanding that the Trinidad and Tobago Meteorological Service makes no warranties, either expressed or implied, concerning the accuracy, completeness, reliability, or suitability of the forecast or outlook contained in this document. The information may be used freely by the public with appropriate acknowledgement of its source, but shall not be modified in content and then presented as original material.

Issue date: 2021-03- 21

				Temperatures °C 32/23			40 km/h
27 th	 60% chance of showers	Less than 10.0 mm of rainfall is possible	Partly cloudy with few showers	Warm  Max/Min Temperatures °C 32.0/23.0	Feels like 34-42 °C	50-75%	 Gentle northeasterly 15-20 km/h Gust 40 km/h
28 th	 20% chance of showers	Less than 1.0 mm of rainfall is possible	Mostly sunny with a light shower	Warm  Max/Min Temperatures °C 31.0/23.0	Feels like 34-39 °C	55-75%	 Gentle northeasterly 15-20 km/h Gust 40 km/h
29 th	 60% chance of showers	Less than 10.0 mm of rainfall is possible	Patchy cloudiness with showers	Warm  Max/Min Temperatures °C 31.0/24.0	Feels like 33-36 °C	46-62%	 Gentle northeasterly 20 km/h Gust 40 km/h
30 th	 40% chance of showers	Less than 10.0 mm of rainfall is possible	Patchy cloudiness with showers	Warm  Max/Min Temperatures °C 31.0/24.0	Feels like 34-39 °C	55-75%	 Moderate easterly 20 km/h Gust 40 km/h
31 st	 20% chance of showers	Less than 1.0 mm of rainfall is possible	Mostly sunny with a light shower	Hot  Max/Min Temperatures °C 33.0/24.0	Feels like 38-46 °C	55-75%	 Moderate northeasterly 20 km/h Gust 40 km/h

Disclaimer

This information is provided with the understanding that the Trinidad and Tobago Meteorological Service makes no warranties, either expressed or implied, concerning the accuracy, completeness, reliability, or suitability of the forecast or outlook contained in this document. The information may be used freely by the public with appropriate acknowledgement of its source, but shall not be modified in content and then presented as original material.

Issue date: 2021-03- 21

Trinidad Rainfall Forecast for the 15-Day period of March (16th–31st) 2024.

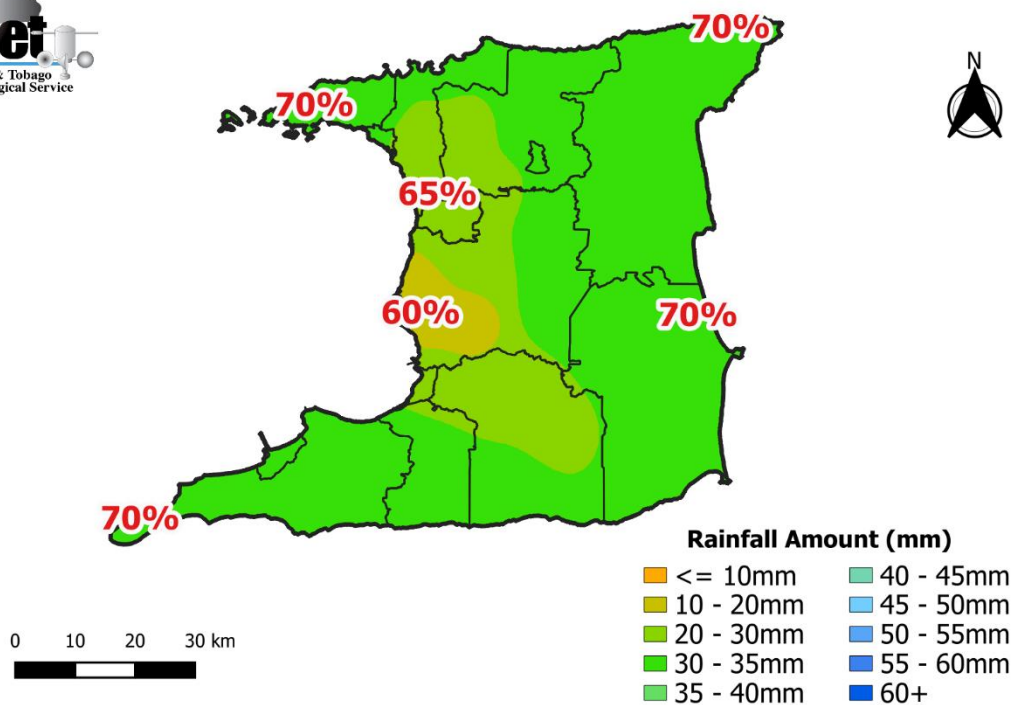


Figure 1. Rainfall map of Trinidad showing expected mean rainfall totals for districts across Trinidad during the 15-day period (16th-31st) March 2024 and percentage probability of occurrence.

Eastern, and North-Eastern areas

Moderate chance (70%) of mean daily rainfall up to 2.3 mm.

South-Eastern areas

Moderate chance (70%) of mean daily rainfall up to 2.3 mm.

Southern areas

Moderate chance (70%) of mean daily rainfall up to 2.3 mm.

South-Western areas

Moderate chance (70%) of mean daily rainfall up to 2.3 mm.

Central, West-Central, and inland areas

Moderate chance (63%) of mean daily rainfall up to 0.6 mm.

Northern, North-Western areas

Moderate chance (70%) of mean daily rainfall up to 2.3 mm.

Disclaimer

This information is provided with the understanding that the Trinidad and Tobago Meteorological Service makes no warranties, either expressed or implied, concerning the accuracy, completeness, reliability, or suitability of the forecast or outlook contained in this document. The information may be used freely by the public with appropriate acknowledgement of its source, but shall not be modified in content and then presented as original material.

Issue date: 2021-03- 21

Tobago Rainfall Forecast for the 15-Day period of March (16th–31st) 2024.

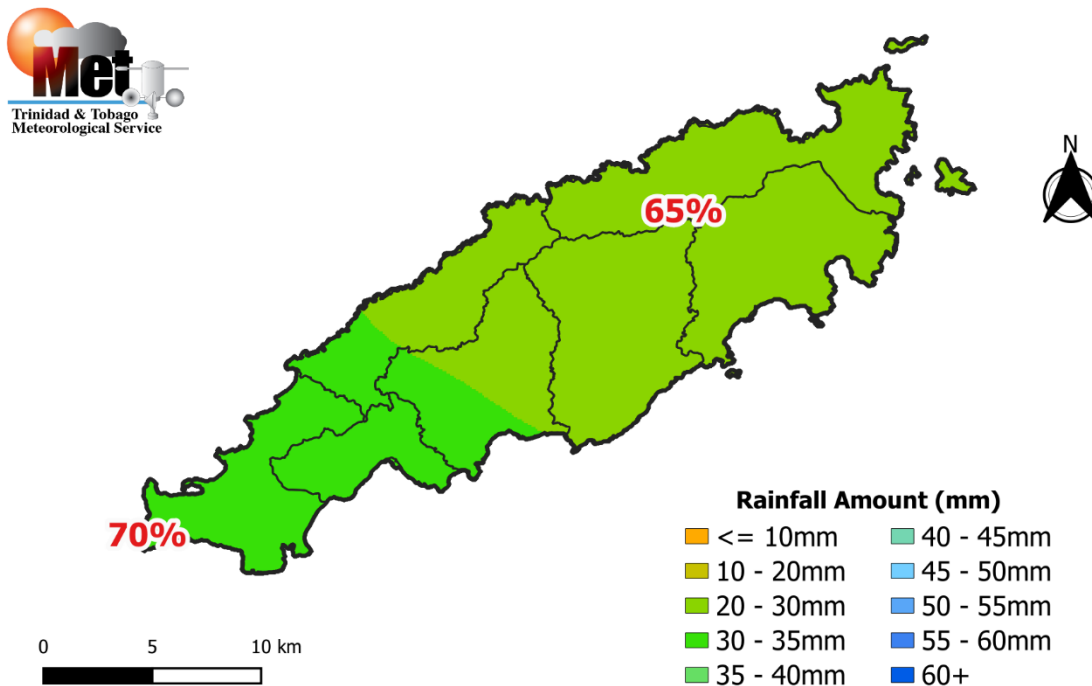


Figure 2. Rainfall map of Tobago showing expected mean rainfall totals for districts across Tobago during the 15-day period (16th-31st) March 2024 and percentage probability of occurrence.

North-Eastern areas

Moderate chance (65%) of mean daily rainfall up to 0.7 mm.

South-Western areas

Moderate chance (70%) of mean daily rainfall up to 2.3 mm.

Sun and Moon Positions in the Sky March (16th-31st) 2024.

The sun is presently at 1.4 degrees South latitude and with this position, the day-length or number of sunlight hours in Trinidad and Tobago from March 16th will be 12 hours and 4 minutes, increasing slightly to 12 hours and 13 minutes by 31st of March 2024. According to the moon's phases, the (First Quarter Moon Phase) 17th-18th, and 24th of March are good days for planting aboveground crops, while the 26th-28th are good days for planting below ground crops. However, the 19th -23rd and 29th -31st of March are poor planting days. These days should be used for removing weeds, clearing land and ploughing fields.

Disclaimer

This information is provided with the understanding that the Trinidad and Tobago Meteorological Service makes no warranties, either expressed or implied, concerning the accuracy, completeness, reliability, or suitability of the forecast or outlook contained in this document. The information may be used freely by the public with appropriate acknowledgement of its source, but shall not be modified in content and then presented as original material.

Issue date: 2021-03- 21

Summary of Expected Weather:

Mainly Low rainfall amounts are expected during the fifteen days.

March is typically the driest month of the Dry Season however relatively wet days are expected. However, relatively wet days are possible on 18th, 22nd, 26th, 27th, 29th and 30th with less than 10.0 mm of rainfall, while on other days less than 1.0 mm is expected.

Trinidad and Tobago:

Relatively wet days are possible on 18th, 22nd, 26th, 27th, 29th and 30th with less than 10.0 mm of rainfall, while on other days less than 1.0 mm is expected. The daily rainfall totals are forecast to range between 1.0 mm to 6.0 mm across different farmlands across the islands, favouring the northeastern coastal areas of Trinidad and the southwestern coast of Tobago. The 15-day rainfall totals range between 12.0 mm and 35.0 mm in Trinidad, and range between 25.0 mm and 35.0 mm in Tobago.

Temperatures & Winds:

The maximum temperatures are expected to become very warm to occasionally hot. Daily temperatures ranging between 31.0 °C to 34.0 °C throughout the period. However, temperatures are expected to have a real-feel or feels-like between 33.0 °C to 48.0 °C on most days. The minimum temperatures will range between 23.0 °C to 24.0 °C during most nights/early mornings, dropping lower in rural areas and valleys.

In general, mostly moderate northeasterly to easterly winds with an average speed of 20-40 km/h are expected. Low rainfall totals, mostly moderate speeds, very warm/hot days, and warm feels-like temperatures will sustain average evapotranspiration rates in crops ranging between 5.0 to 15.0 mm per day.

Moisture levels:

Over the fifteen-day period across Trinidad and Tobago, moisture levels are expected to be low with average daytime relative humidity values in the upper-40s to lower-80s, in terms of percentage.

Disclaimer

This information is provided with the understanding that the Trinidad and Tobago Meteorological Service makes no warranties, either expressed or implied, concerning the accuracy, completeness, reliability, or suitability of the forecast or outlook contained in this document. The information may be used freely by the public with appropriate acknowledgement of its source, but shall not be modified in content and then presented as original material.

Issue date: 2021-03- 21

Highlighted Possible Impacts on Agriculture:

Expect similar conditions to what was experienced during the first 15-day forecast period of March. This second 15-day (16th-31st) forecast period of March 2024 is expected mostly sunny, breezy and very warm with partly cloudy spells and few showery episodes.

Therefore, scheduling of irrigation days on fields to maintain optimal soil moisture would be necessary on most days. There remains a moderate (40%) chance of heat stress in young livestock, newly germinated and transplanted seedlings onto fields. There is a moderate probability (40-60%) that strong winds may cause physical damage to young plants and flowering mature plants in exposed areas. There is also a low probability (28%) chance for fungi spread, insect pests and warm/moist weather diseases to develop in crop beds.

Weather Assessment for the period March (1st-15th) 2024.

Very low rainfall amounts occurred during the first half of March across Trinidad, while very heavy rainfall amounts occurred in Tobago (1st March 26mm and 3rd March 43mm). The rainfall totals maps for the period 1st to 15th of March for Trinidad and Tobago are located below as figure 1 and figure 2.

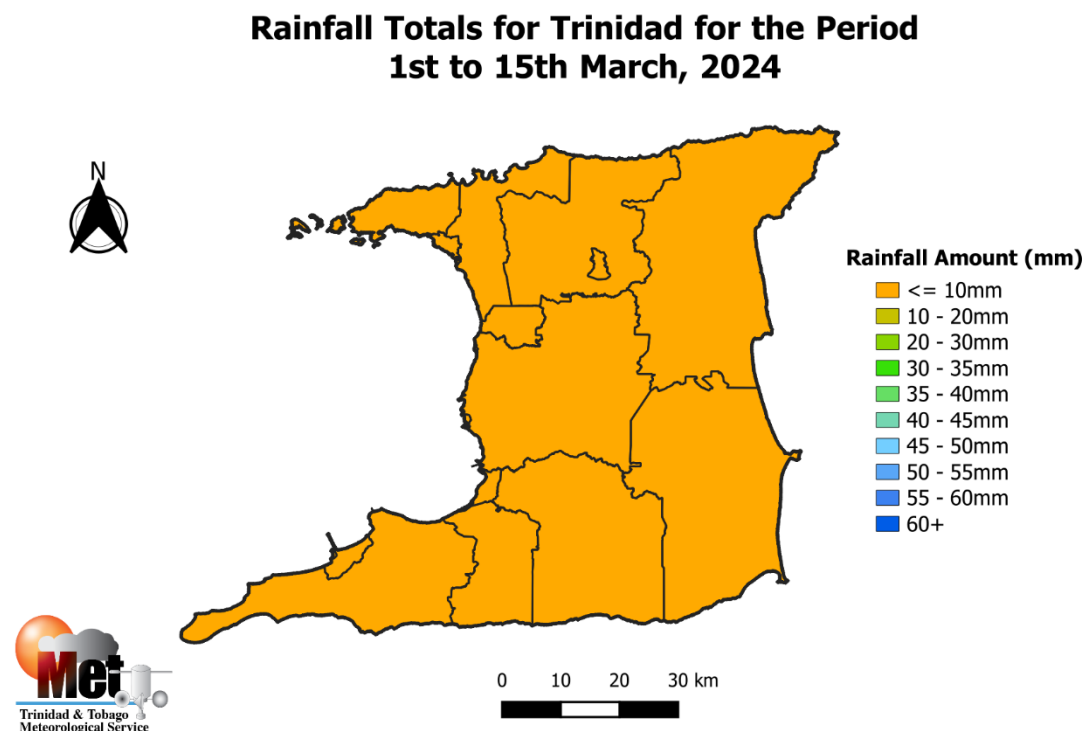


Figure 1. Rainfall map of Trinidad showing measured rainfall totals for varying districts during period 1st to 15th of March 2024.

Disclaimer

This information is provided with the understanding that the Trinidad and Tobago Meteorological Service makes no warranties, either expressed or implied, concerning the accuracy, completeness, reliability, or suitability of the forecast or outlook contained in this document. The information may be used freely by the public with appropriate acknowledgement of its source, but shall not be modified in content and then presented as original material.

Issue date: 2021-03- 21

Rainfall Totals for Tobago for the Period 1st to 15th March, 2024.

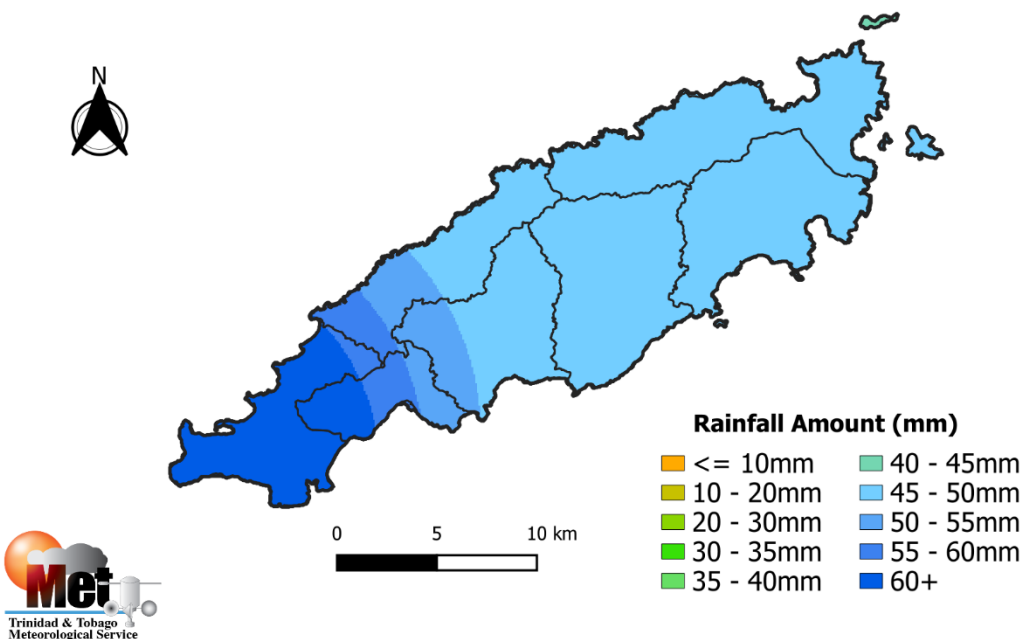


Figure 2. Rainfall map of Tobago showing measured rainfall totals for varying districts during period 1st to 15th of March 2024.

Temperatures:

Temperatures were cool to warm during the period 1st to 15th of March, with the minimum nighttime temperature falling to 20.8 °C (3rd March) and the maximum daytime temperature rising to 34.6 °C (12th March), in Trinidad.

Similarly, Tobago temperatures were cool to warm during the period 1st to 15th of March, with the minimum nighttime temperature falling to 22.9 °C (3rd March) and the maximum daytime temperature rising to 31.9 °C (12th March).

Disclaimer

This information is provided with the understanding that the Trinidad and Tobago Meteorological Service makes no warranties, either expressed or implied, concerning the accuracy, completeness, reliability, or suitability of the forecast or outlook contained in this document. The information may be used freely by the public with appropriate acknowledgement of its source, but shall not be modified in content and then presented as original material.

Issue date: 2021-03- 21

Definitions used in the forecast and bulletin:

Term		Meaning
Dekad		10 day rainfall measuring period
Rain Day		A day with 1.0 mm or more of rainfall amount
Wet Day		A day with 10.0 mm or more of rainfall amount
Extremely Wet Day		A day with 25.0 mm or more of rainfall amount
Normal Rainfall		Between 75% and 125 % of the average
Below Normal Rainfall		Rainfall below 75% of the average
Above Normal Rainfall		Rainfall in excess of 125 % of the average
Much below Normal Rainfall		Rainfall below 50% of the average
Much above Normal Rainfall		Rainfall above 150% of the average
Scanty Rainfall		Less than 1 mm
Moderate Rainfall		1-10 mm
Heavy Rainfall		10-50 mm
Very heavy Rainfall		Greater than 50 mm
Probability of 1-30 %		Low Chance
Probability of 30-70 %		Moderate Chance
Probability greater than 70%		High Chance
Term	Amount of Rain	Type of day
Scanty Rainfall	Less than 1 mm	Relatively dry day
Moderate Rainfall	1-10 mm	Relatively wet day
Heavy Rainfall	10-50 mm	Wet day
Very heavy Rainfall	Greater than 50 mm	Excessively wet day

Disclaimer

This information is provided with the understanding that the Trinidad and Tobago Meteorological Service makes no warranties, either expressed or implied, concerning the accuracy, completeness, reliability, or suitability of the forecast or outlook contained in this document. The information may be used freely by the public with appropriate acknowledgement of its source, but shall not be modified in content and then presented as original material.

Issue date: 2021-03- 21