

Dry Spells Outlook for January to March 2024

*Coordination – CIMH – Dr. Cédric J. Van Meerbeeck
caricof@cimh.edu.bb*

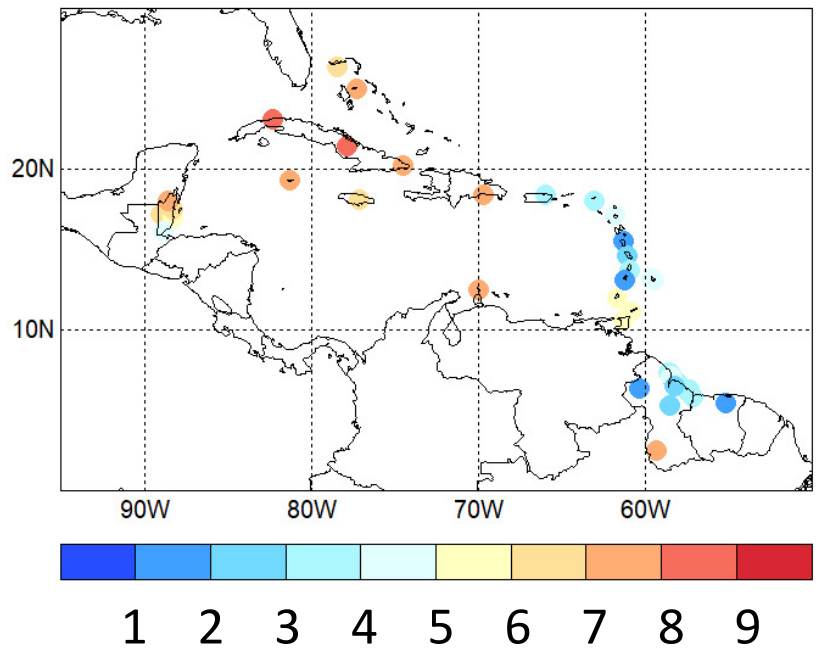
Participating territories

Antigua & Barbuda, Aruba, Bahamas, Barbados, Belize, Cayman Islands, Cuba, Curaçao, Dominica, Dominican Republic, French Guiana, Grenada, Guadeloupe, Guyana, Haïti, Jamaica, Martinique, Puerto Rico, St. Barts, St. Kitts & Nevis, St. Lucia, St. Maarten/St. Martin, St. Vincent & the Grenadines, Suriname, Trinidad & Tobago and the US Virgin Islands

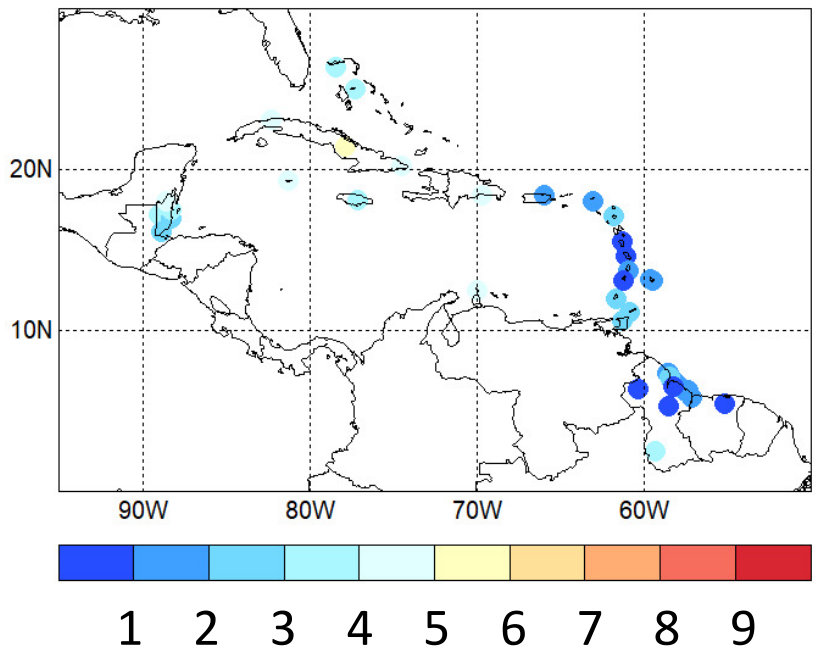


How many 7-day, 10-day or 15-day dry spells do we historically get **on average** from January to March?

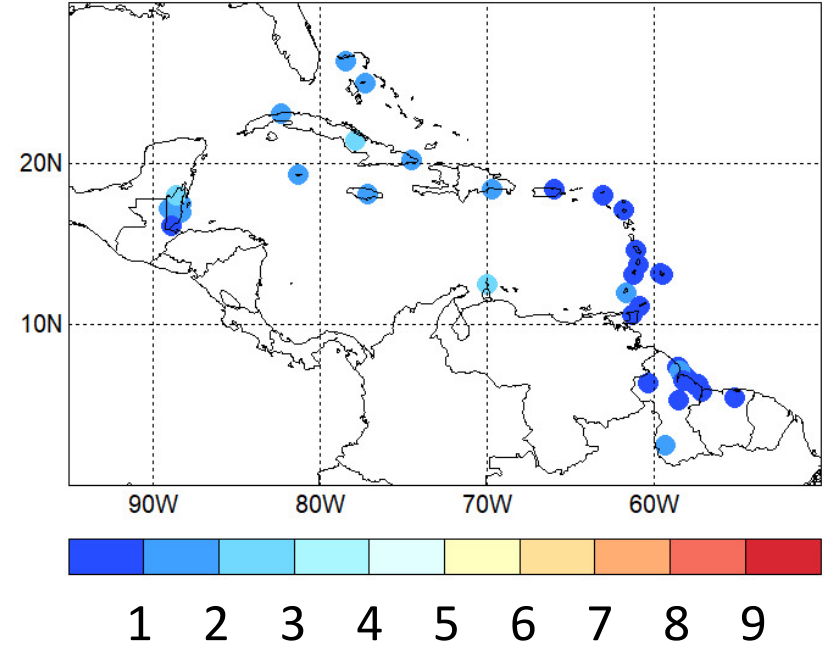
7-day dry spells



10-day dry spells

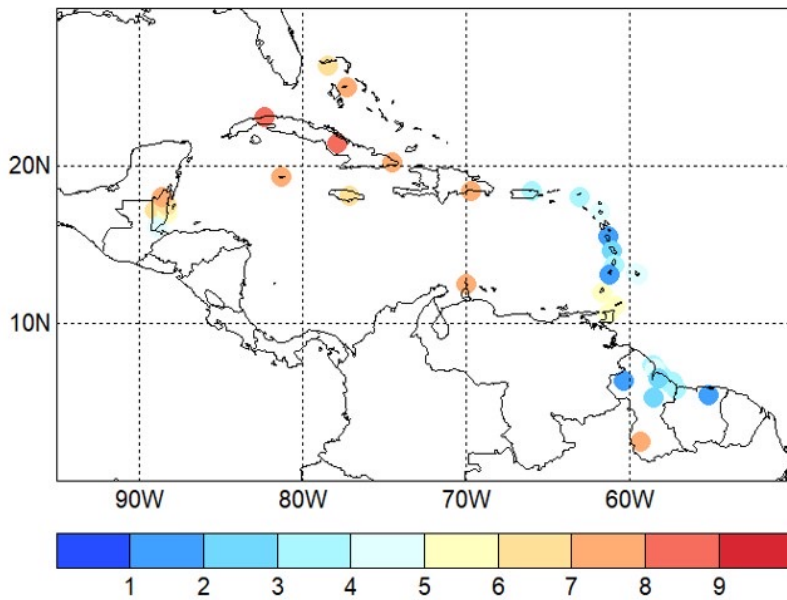


15-day dry spells



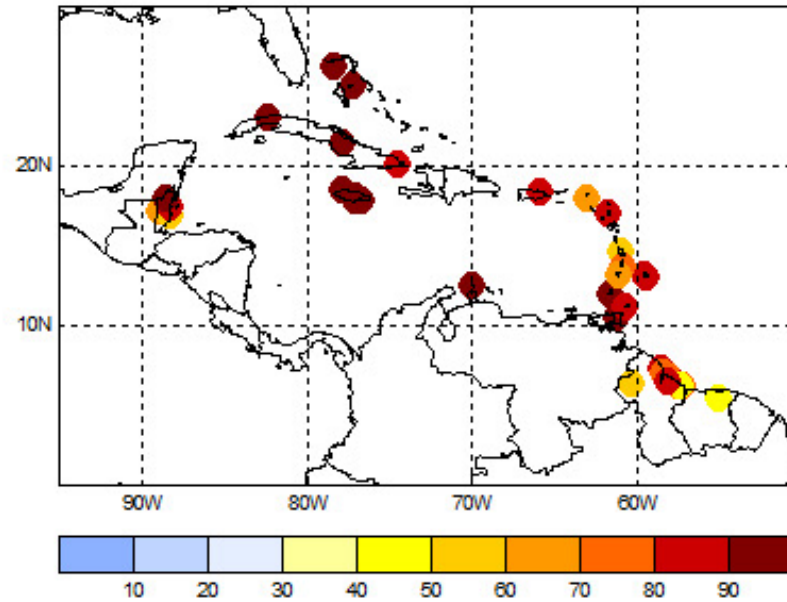
7-day dry spells from January to March 2024

Historical avg. number of 7-day dry spells

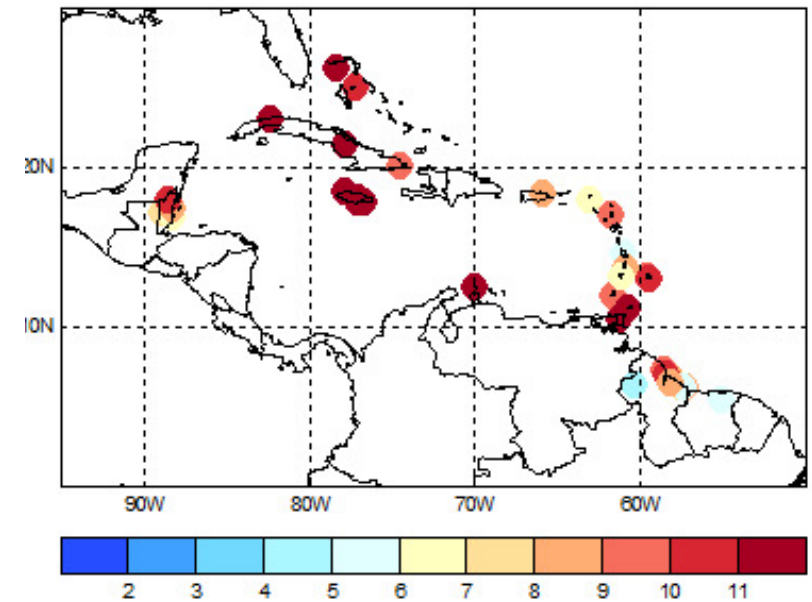


What is the FORECAST for January to March 2024?

Probability of at least THREE 7-day dry spells

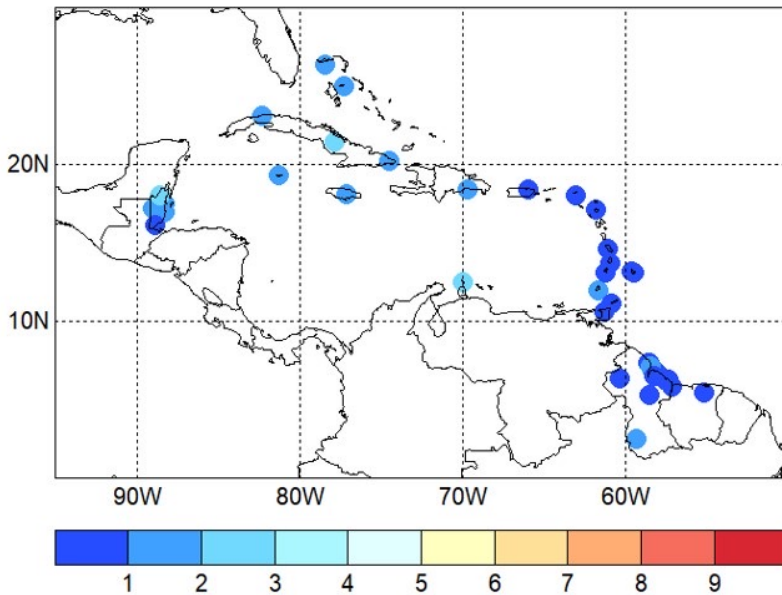


MAX number of 7-day dry spells



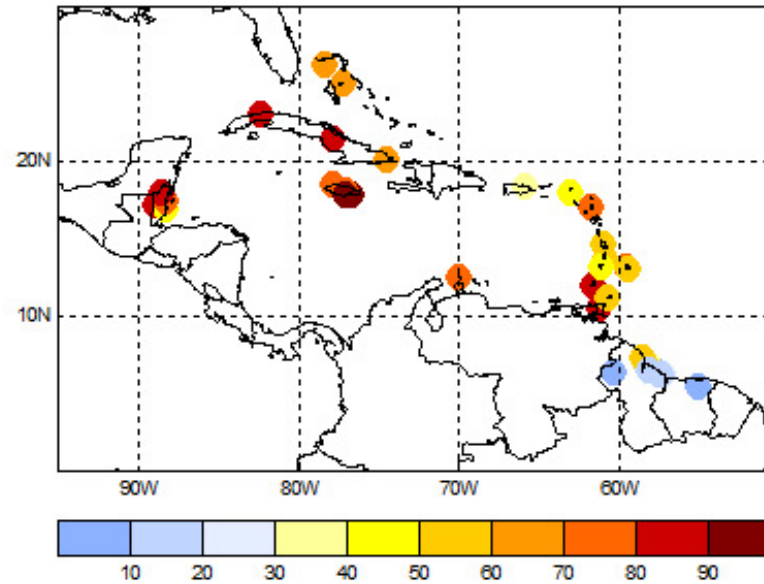
15-day dry spells from January to March 2024

Historical avg. number of 15-day dry spells

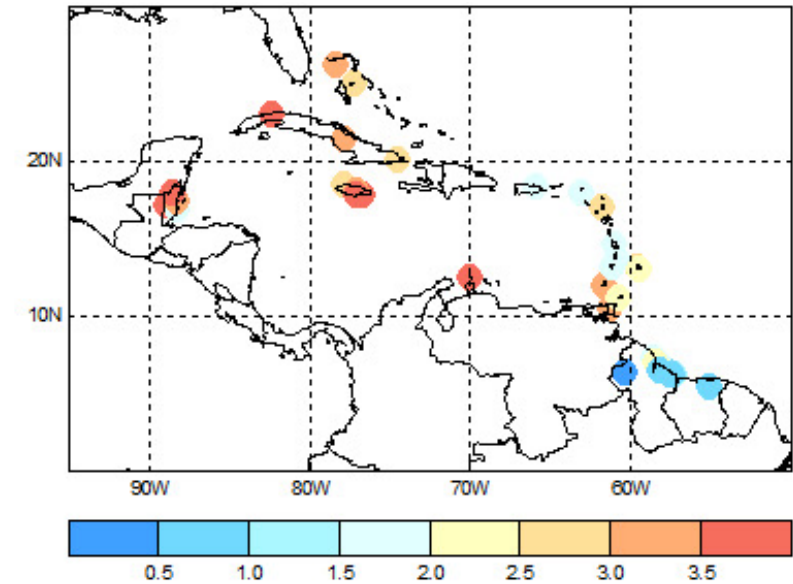


What is the FORECAST for January to March 2024?

Probability of at least ONE 15-day dry spell



MAX number of 15-day dry spells



January to March 2024

	No. of 7-dy dry spells		No. of 10-dy dry spells		No. of 15-dy dry spells	
	Climatology	Forecast	Climatology	Forecast	Climatology	Forecast
Antigua (GreenCas)	3-6	3-8	1-4	1-5	0-1	0-2
Aruba (Beatrix)	5-11	5-14	3-7	4-9	1-4	1-5
Bahamas (Freeport)	5-9	4-9	1-5	1-5	0-2	0-3
Bahamas (NewProvi)	6-9	6-10	3-6	2-6	0-3	0-3
Barbados (CIMH)	2-7	3-8	1-3	1-4	0-2	0-2
Barbados (GAIA)	2-6	2-8	1-3	1-3	0-2	0-2
Belize_Belmopan	4-8	4-9	2-4	2-5	0-2	0-3
Belize (C. Farm)	4-8	4-9	2-5	2-5	1-2	0-3
Belize_Melinda	3-8	3-7	1-4	1-4	0-2	0-2
Belize_PG-Airpor	4-8	5-8	2-5	2-5	0-2	0-2
Belize_PGorda	3-7	3-7	1-4	1-4	0-2	0-2
Belize_Towerhill	6-10	6-10	3-6	2-6	1-3	0-3
Cayman	6-9	7-10	3-5	2-5	1-2	0-3
Cuba_Camaguey	7-10	6-11	4-6	3-7	1-3	1-4
Cuba_Casablanca	6-11	6-11	3-7	2-7	1-3	0-4
Cuba (Punta Maisi)	6-9	5-10	3-5	2-6	1-3	0-3
Dominica (Douglas Charles) Dom. Republic (Las Americas)						
Grenada (MBIA)	4-8	4-9	1-5	2-6	0-2	0-3
Guyana_Aishalton	5-10	6-10	2-6	3-7	0-3	0-4
Guyana (Albion)	1-5	2-8	1-3	1-4	0-1	0-2
Guyana_Apaikwa	0-3	1-4	0-1	0-2	0-0	0-0
Guyana_Bmont7	2-7	3-8	0-3	0-3	0-2	0-2
Guyana_BmontFron	1-6	1-8	0-4	0-4	0-1	0-1

grey none are expected

blue an decrease,

brown is a increase in frequency,

January to March 2024

	No. of 7-dy dry spells		No. of 10-dy dry spells		No. of 15-dy dry spells	
	Climatology	Forecast	Climatology	Forecast	Climatology	Forecast
Guyana (Charity)	2-4	2-7	1-3	1-4	0-1	0-2
Guyana_DeKindren	1-5	1-7	0-3	0-5	0-1	0-1
Guyana (Enmore)	2-5	2-8	0-2	0-2	0-1	0-1
Guyana (Greatfall)	0-3	1-6	0-1	0-1		
Guyana (Georgetown)	2-5	2-7	0-2	0-3	0-1	0-1
Guyana_KaAprang						
Guyana_LaBagat	3-9	3-13	1-4	0-5	0-2	0-3
Guyana_LeonFront	1-6	2-9	0-3	0-4	0-1	0-1
Guyana_McNabbB	1-6	2-7	0-3	0-4	0-1	0-2
Guyana (New Amsterdam)	1-5	1-6	0-3	0-3	0-1	0-1
Guyana_Onderneem	1-9	2-11	0-5	1-6	0-2	0-2
Guyana_RoseHall	2-5	2-6	0-2	0-3	0-1	0-1
Guyana (Skeldon)	2-5	2-6	0-3	0-3	0-1	0-1
Guyana (Timehri)	1-6	2-7				
Jamaica_Sangster	3-5	3-5	2-3	1-3	1-2	1-1
Jamaica_Worthy-P	2-5	1-5	0-2	0-2	0-1	0-1
Martinique (FDF Desaix)	0-1	0-1	0-0	0-0	0-0	0-0
Puerto Rico (San Juan)	1-3	0-2	0-1	0-1	0-0	0-0
St. Lucia (Hewanorra)	0-2	0-2	0-1	0-0	0-0	0-0
St. Vincent (ET Joshua)	0-1	0-1	0-0	0-0	0-0	0-0
St. Maarten (TNCM)	1-5	1-5	0-2	0-2	0-1	0-0
Suriname (Zanderij)	0-1	0-1	0-0	0-0	0-0	0-0
Trinidad (Piarco)	0-1	0-1				
Tobago (ANR Robinson)	0-2	0-2	0-1	0-1	0-0	0-0

grey none are expected
blue an decrease,
brown is a increase in frequency,



CARICOF
CARIBBEAN CLIMATE OUTLOOK FORUM

caricof@cimh.edu.bb

rcc.cimh.edu.bb

Caribbean Institute for Meteorology and Hydrology

TEL: (246) 425-1362/3 | FAX: (246) 424-4733