

Dry Spells Outlook for December to February 2023-24

Coordination – CIMH – Dr. Cédric J. Van Meerbeeck
caricof@cimh.edu.bb

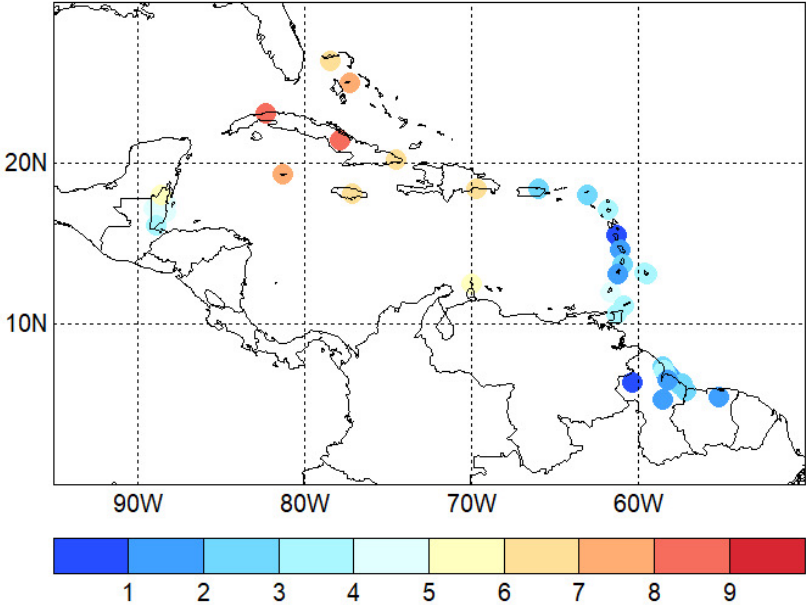
Participating territories

Antigua & Barbuda, Aruba, Bahamas, Barbados, Belize, Cayman Islands, Cuba, Curaçao, Dominica, Dominican Republic, French Guiana, Grenada, Guadeloupe, Guyana, Haiti, Jamaica, Aprtinique, Puerto Rico, St. Barth's, St. Kitts & Nevis, St. Lucia, St. Maarten/St. Aprtin, St. Vincent & the Grenadines, Suriname, Trinidad & Tobago and the US Virgin Islands

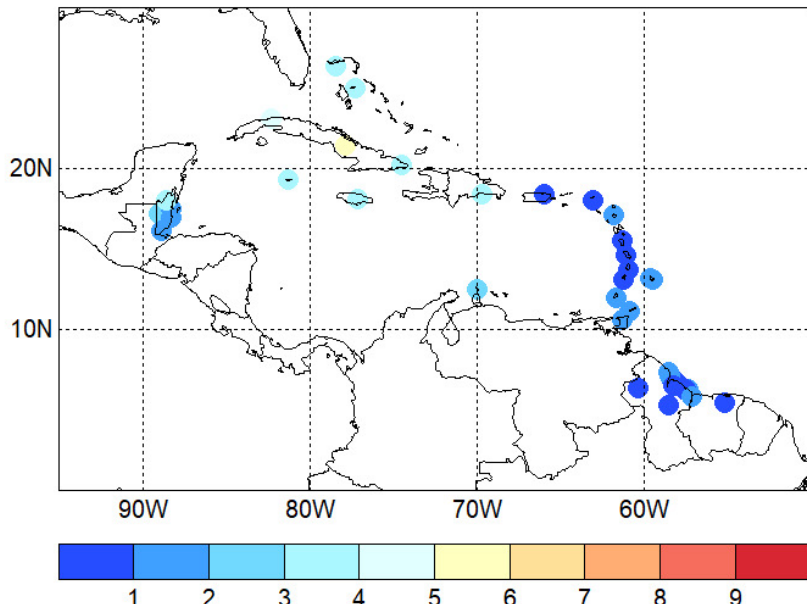


How many 7-day, 10-day or 15-day dry spells do we historically get **on average** from December to February?

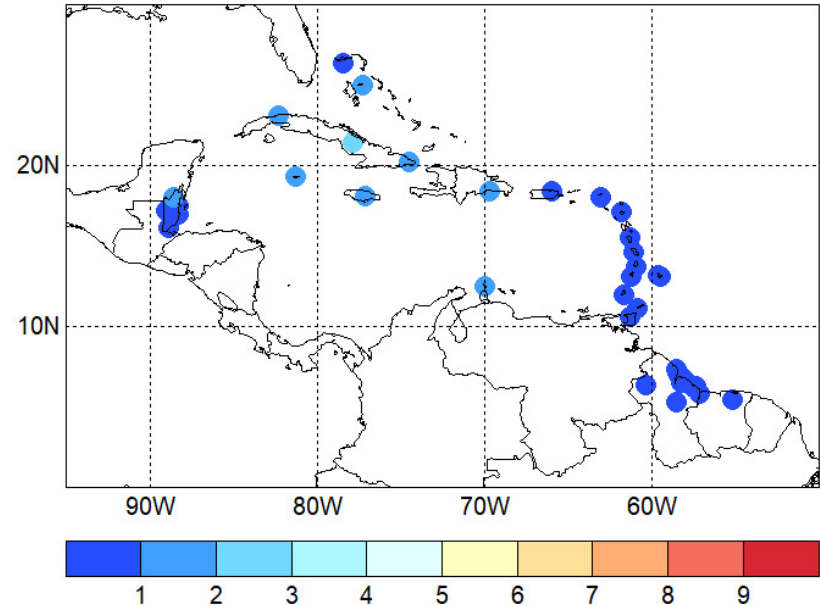
7-day dry spells



10-day dry spells

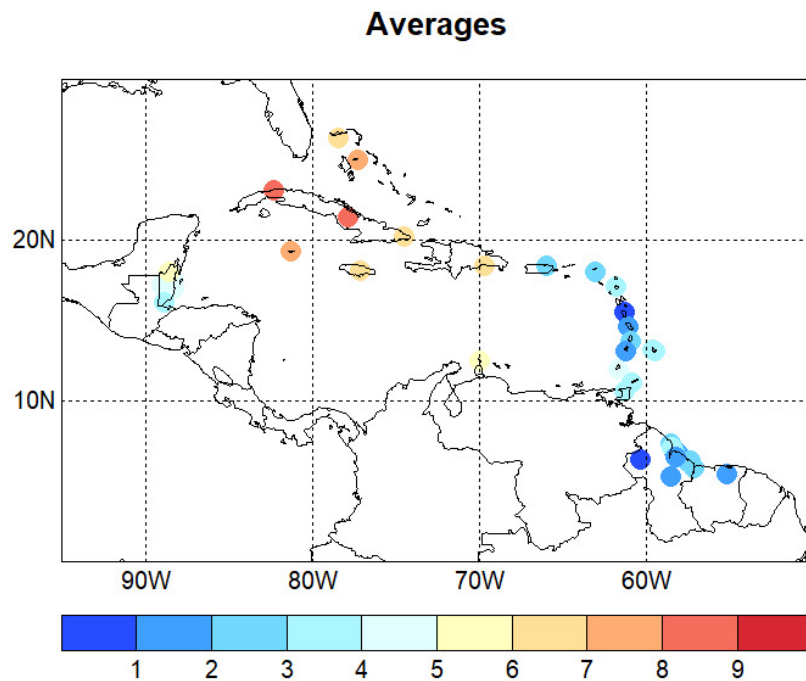


15-day dry spells



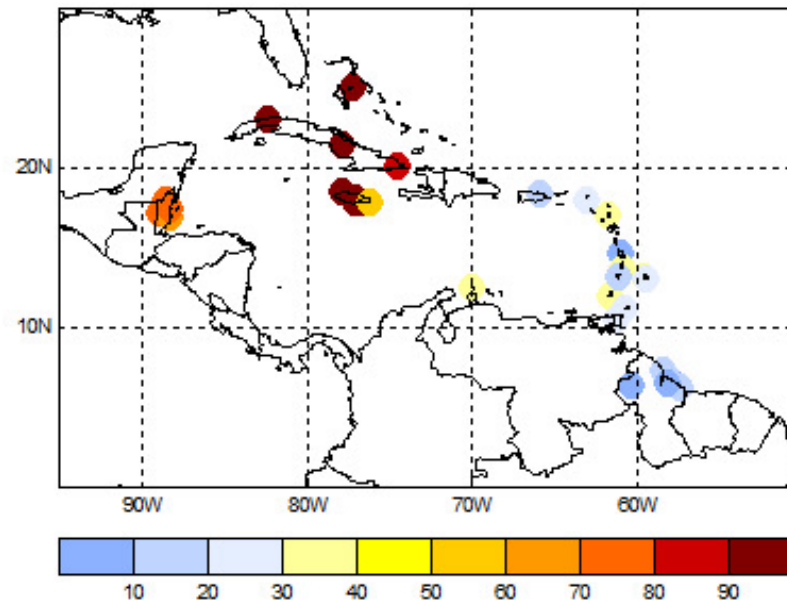
7-day dry spells from December 2023 to February 2024

Historical avg. number of 7-day dry spells

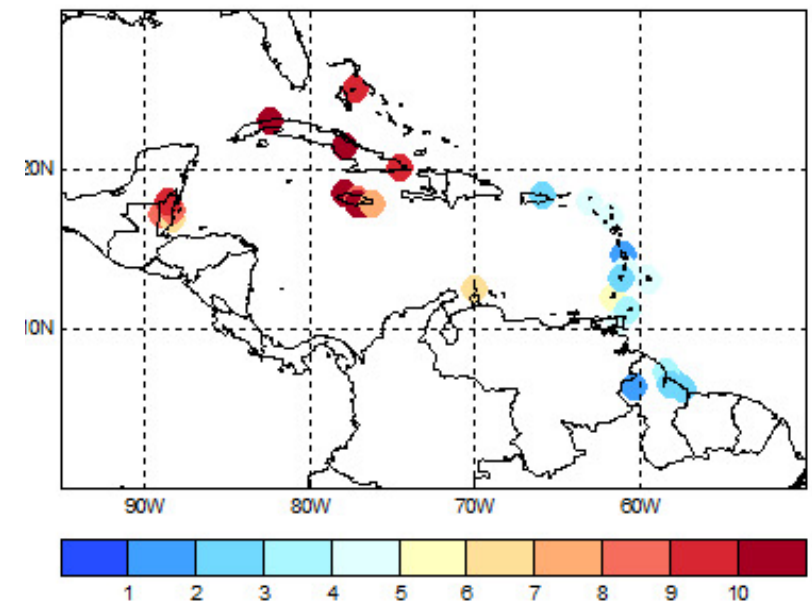


What is the FORECAST for December 2023 to February 2024?

Probability of at least THREE 7-day dry spells



MAX number of 7-day dry spells

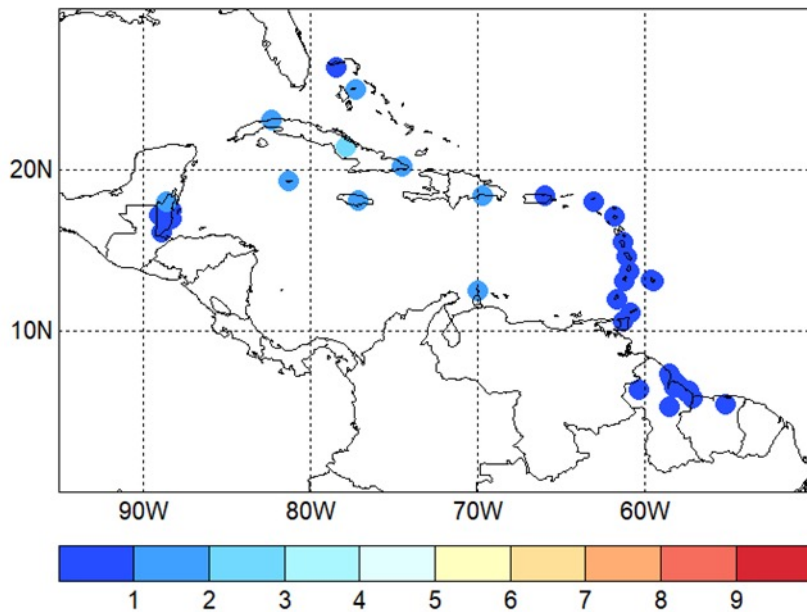


15-day dry spells from December 2023 to February 2024

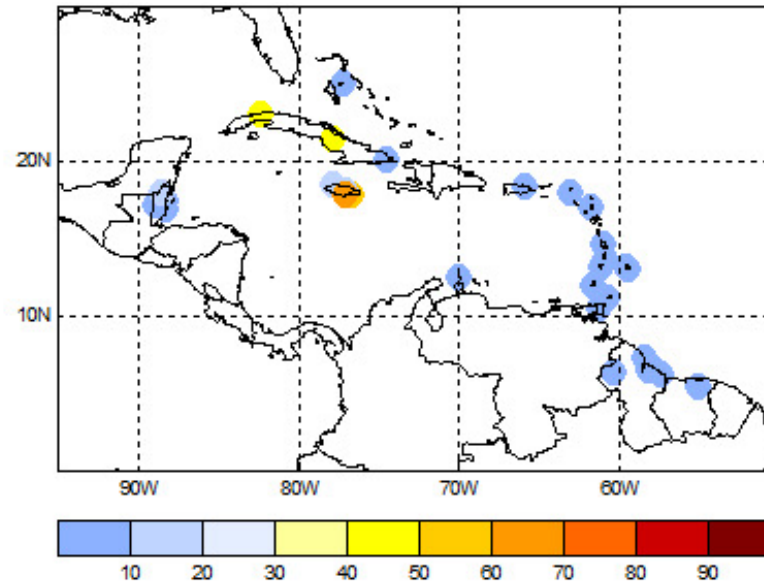
What is the FORECAST for December 2023 to February 2024?

Historical avg. number of 15-day dry spells

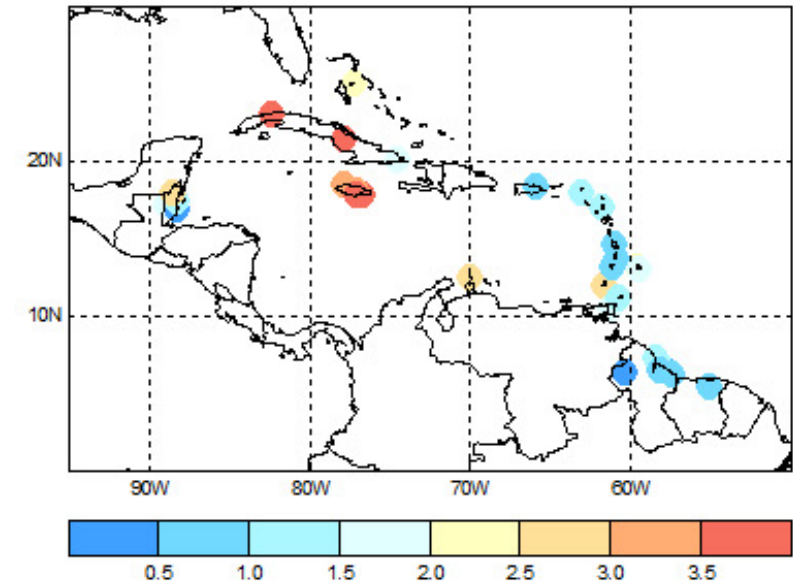
Averages



Probability of at least ONE 15-day dry spell



MAX number of 15-day dry spells



December to February 2023-'24

	No. of 7-dy dry spells		No. of 10-dy dry spells		No. of 15-dy dry spells	
	Climatology	Forecast	Climatology	Forecast	Climatology	Forecast
Antigua (GreenCas)	2-5	2-6	0-3	1-4	0-1	0-1
Aruba (Beatrix)	2-8	3-10	1-5	2-7	0-2	0-4
Bahamas (Freeport)	5-8	5-8	2-4	1-5	0-2	0-3
Bahamas (NewProvi)	6-9	6-10	2-6	2-5	0-3	0-3
Barbados (CIMH)	1-5	2-6	0-2	0-3	0-1	0-2
Barbados (GAIA)	1-5	1-6	0-2	0-3	0-1	0-1
Belize_Belmopan	2-6	2-8	1-4	1-4	0-1	0-2
Belize (C. Farm)	3-7	3-8	1-4	1-4	0-2	0-2
Belize_Melinda	3-6	2-7	0-3	1-3	0-1	0-1
Belize_PG-Airpor	3-7	3-8	1-3	0-4	0-1	0-1
Belize_PGorda	2-5	1-6	0-3	0-3	0-1	0-1
Belize_Towerhill	4-8	4-9	1-5	2-6	0-2	0-2
Cayman	6-9	6-9	3-5	3-5	1-3	0-3
Cuba_Camaguey	7-11	6-11	4-7	3-7	1-4	1-4
Cuba_Casablanca	7-10	6-10	3-5	2-6	1-3	0-4
Cuba (Punta Maisi)	5-8	4-9	2-5	2-6	0-2	0-3
Dominica (Douglas Charles) Dom. Republic (Las Americas)						
Grenada (MBIA)	2-6	2-8	0-3	0-5	0-1	0-3
Guyana_Aishalton						
Guyana (Albion)	1-5	1-6	0-3	0-4	0-1	0-2
Guyana_Apaikwa	0-2	0-2	0-1	0-1	0-0	0-0
Guyana_Bmont7	1-5	1-3	0-3	0-3	0-1	0-1
Guyana_BmontFron	1-3	1-5	0-2	0-3	0-1	0-1

grey none are expected

blue an decrease,

brown is a increase in frequency,

December to February 2023-'24

Guyana (Charity)

Guyana_DeKindren

Guyana (Enmore)

Guyana (Greatfall)

Guyana (Georgetown)

Guyana_KaAprang

Guyana_LaBagat

Guyana_LeonFront

Guyana_McNabb

Guyana (New Amsterdam)

Guyana_Onderneem

Guyana_RoseHall

Guyana (Skeldon)

Guyana (Timehri)

Jamaica_Sangster

Jamaica_Worthy-P

Martinique (FDF Desaix)

Puerto Rico (San Juan)

St. Lucia (Hewanorra)

St. Vincent (ET Joshua)

St. Maarten (TNCM)

Suriname (Zanderij)

Trinidad (Piarco)

Tobago (ANR Robinson)

No. of 7-dy dry spells

Climatology

Forecast

1-5

1-6

0-3

0-4

0-3

1-4

1-6

2-10

1-4

1-4

1-4

1-5

1-4

1-5

1-8

2-8

0-4

1-6

1-4

1-6

0-3

1-5

2-5

1-5

0-1

0-1

1-3

0-2

0-2

0-2

0-1

0-1

1-5

1-5

0-1

0-1

0-1

0-1

0-2

0-2

No. of 10-dy dry spells

Climatology

Forecast

0-2

0-2

0-1

0-2

0-1

0-2

0-4

1-5

0-2

0-2

0-3

0-3

0-1

0-2

0-4

1-5

0-2

0-2

0-2

0-2

0-2

0-2

0-0

0-0

0-1

0-1

0-1

0-0

0-0

0-0

0-2

0-2

0-0

0-0

0-1

0-1

No. of 15-dy dry spells

Climatology

Forecast

0-1

0-1

0-1

0-2

0-0

0-0

0-2

0-2

0-1

0-1

0-1

0-2

0-0

0-1

0-2

0-3

0-0

0-1

0-1

0-1

0-1

0-1

0-0

0-0

0-0

0-0

0-0

0-0

0-0

0-0

0-1

0-0

0-0

0-0

0-0

0-0

0-0

0-0

grey none are expected

blue an decrease,

brown is a increase in frequency,



CARICOF
CARIBBEAN CLIMATE OUTLOOK FORUM

caricof@cimh.edu.bb

rcc.cimh.edu.bb

Caribbean Institute for Meteorology and Hydrology

TEL: (246) 425-1362/3 | FAX: (246) 424-4733