

Rainfall frequency and extreme forecasts

—

Wet days and Wet spells Outlooks October to December 2023

**Dr. Cedric VAN MEERBEECK¹, Dr. Teddy ALLEN¹, Dr. Simon MASON²,
Dr. Ángel MUÑOZ², Wazita Scott¹, Dale Destin³**

¹Caribbean Institute for Meteorology and Hydrology (CIMH), Barbados

²International Research Institute for Climate and Society (IRI), USA

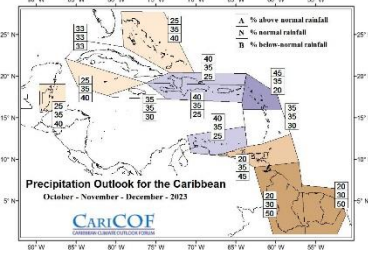
³Antigua and Barbuda Meteorological Services



Wet day frequency shifts

Forecast for: October to December 2023

Precipitation outlook



OND 2023
Frequency of wet days



USUALLY: Out of 92 days in Oct-Nov-Dec, there are about 35 to 50 wet days (coastal Guianas: 20-40; ABC Islands: 15-35).

FORECAST: OND may be drier than usual in The Bahamas, Belize, Cayman Is., Trinidad and Tobago and the Guianas and at least as wet as usual elsewhere.

- Fewer wet days than usual may be expected across Belize, most the Lesser Antilles and the Guianas (low to medium confidence), but a slight increase in the number of wet days may be expected in the Dominican Republic (low confidence).*

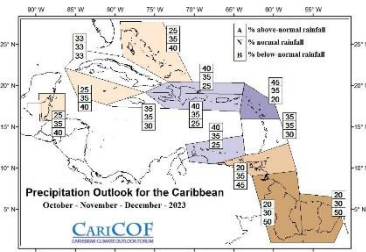
IMPLICATIONS:

- Few outdoor activity disruptions due to rainfall across the Guianas through mid-November to increase slower than usual after that. Frequent rainfall disruptions across Belize and the islands.
- Surface wetness with consecutive wet days could make environmental conditions more conducive to moisture-related pests across Belize and the islands, especially through November. However, the risk is somewhat reduced in the Lesser Antilles.

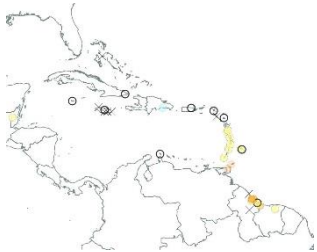
Wet spells frequency shifts

Forecast for: October to December 2023

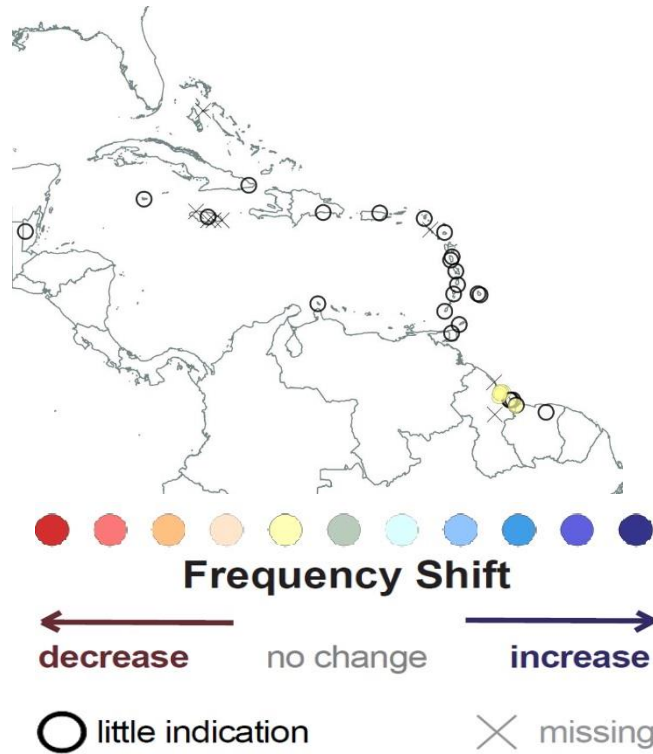
Precipitation outlook



Wet days outlook



OND 2023 frequency of 7-day wet spells



OND 2023 frequency of 7-day very wet spells



USUALLY: Between 3 and 6 wet spells (coastal Guianas: 1-4) occur from October to December, with 1 to 4 of them ending up very wet (coastal Guianas: up to 2).

FORECAST: OND may be drier than usual in The Bahamas, Belize, Cayman Is., Trinidad and Tobago and the Guianas and at least as wet as usual elsewhere.

- The forecast skill for 7-day wet spells is low and thus little indication of change in 7-day wet spells is forecasted.*
- An increase from the usual numbers of very wet spells is expected across the Lesser Antilles, the ABC islands, Belize, and Cayman Is. .*

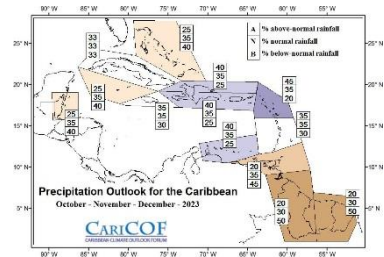
IMPLICATIONS:

- Recharge rates of large water reservoirs and soil moisture by wet spells may be even faster than usual in the Lesser Antilles and coastal Guianas.
- The chance of recurrent very wet spells translates to flood potential (1) being high throughout the period in Belize and the islands; (2) increasing from moderate to high in the coastal Guianas after November.

Extreme wet spells frequency shifts

Forecast for: October to December 2023

Precipitation outlook



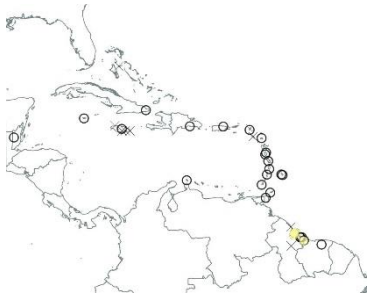
OND 2023 frequency of *extreme (top 1%) 3-day wet spells*



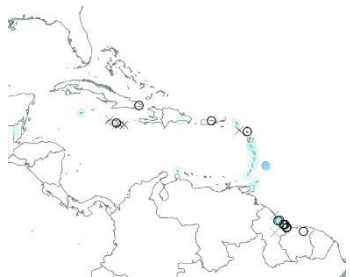
Wet days outlook



Wet spells outlook



Very wet spells outlook



USUALLY: Up to 2 extreme wet spells occur from October to December (Guianas: up to 1).

FORECAST: OND may be drier than usual in The Bahamas, Belize, Cayman Is., Trinidad and Tobago and the Guianas and at least as wet as usual elsewhere.

- *An increase in the number of extreme wet spells is expected across the region (medium confidence).*

IMPLICATIONS:

- In view of the high chance of extreme wet spells in Belize and the islands, the potential for flash floods and associated hazards is expected to be high.
- In the Guianas, moderate potential is expected through November, and increasing to high thereafter.

October to December 2023

	No. of wet days		No. of 7-day wet spells (20% wettest)		No. of 7-day very wet spells (10% wettest)		No. of 3-day extremely wet spells (1% wettest)	
	Climatology	Forecast	Climatology	Forecast	Climatology	Forecast	Climatology	Forecast
Antigua (VC Bird)	32-44	31-46	3-5.6	2.6-6	1.3-3.2	1.2-3.9	0-1	0-1.7
Aruba (Beatrix)	19-44	19-43	3.4-8.6	3.3-8.5	1.3-6.9	1.4-7.3	0-2.5	0.5-3.2
Barbados (CIMH)	35-48	34-48	3.5-5.6	3.1-6.1	1.3-3.9	1.6-4.8	0-2	0.2-2.4
Barbados (GAIA)	35-49	34-49	3.4-5.6	3.1-5.9	1.5-3.4	1.7-4.3	0-2	0-2.5
Belize (C. Farm)	33-49	30-48	2.8-5.4	2.6-5.7	1.5-2.6	1.4-3.1	0-1	0-1.5
Cayman	22-39	21-40	2.2-4.7	1.9-5.6	0.9-3.8	1-4.1	0-2.6	0-2.9
Cuba (Punta Maisi)	18-32	17-35	2.6-5.8	2.5-6.8	1.3-4.3	1.2-4.8	0-2	0-2.1
Dom. Republic (Las Americas)	25-35	24-38	2.4-4.8	2-5.7	0.4-3	0.6-3.8	0-2	0.1-1.9
Dominica (Canefield)	41-54	38-53	2.7-4.7	2.1-5.1	1-2.6	0.8-3.2	0-1.1	0-2
Dominica (Douglas Charles)	57-69	55-70	3-5.8	2.8-6.3	1.7-3.7	1.6-4.2	0-1.2	0-1.9
Grenada (MBIA)	33-48	32-47	3.4-5.6	3-5.8	1.6-3.4	1.5-4.3	0-2	0-2.5
Guyana_73	13-25	12-26	1.3-3.5	1.1-3.5	0.1-2.4	0.2-2.9	0-1.4	0-1.7
Guyana (Albion)	18-40	14-42	0.8-4.5	0.6-4.6	0-2.3	0.1-2.5	0-1.5	0-2.1
Guyana (Blairmont)	20-41	18-41	1.1-3.9	0.6-3.8	0.4-2.1	0.3-2.6	0-1	0-1.6
Guyana (Charity)								
Guyana (Enmore)	18-49	15-40	0.9-4.3	1-4	0.4-2.9	0.4-2.6	0-1.9	0-1.5
Guyana (Georgetown)	28-46	28-49	1.3-4.5	1-4.3	0.4-2.8	0.5-3.2	0-2	0-2.6
Guyana (Greatfall)								
Guyana (New Amsterdam)	23-40	21-41	1.1-3.9	0.5-4.2	0.4-2.3	0.4-2.7	0-1	0-2
Guyana (Skeldon)	26-39	22-38	1.3-3.8	1.3-3.5	0.4-2.1	0.4-2.1	0-2	0-1.4
Guyana (Timehri)	40-51	36-53	1.7-4.1	1.6-4.2	0.4-2.3	0.6-3	0-1	0-1.1
Guyana_Wales								
Jamaica (Worthy Park)	24-39	23-41	2.6-5.1	2.3-4.9	1.1-2.6	1.1-3.3	0-1	0-1.7
Martinique (FDF Desaix)	51-61	47-63	3.4-6.2	2.8-6.6	1.5-3.2	1.5-4	0-2	0-1.7
Puerto Rico (San Juan)	39-52	37-55	3-6	2.9-5.9	0.9-3.4	1-4.1	0-1	0-1.2
St. Lucia (Hewanorra)	42-54	38-54	3-5.4	2.9-5.6	1.3-3.4	1.2-4	0-1.1	0.2-1.6
St. Maarten (TNCM)	37-50	35-52	3.1-5.6	2.8-6.1	1.5-3.9	1.4-4.2	0-2	0.1-2.9
St. Vincent (ET Joshua)	52-64	50-64	3.4-6.4	2.9-6.8	1.8-3.7	1.5-4.3	0-2	0-3
Suriname (Zanderij)	28-44	27-45	1.3-2.6	1.2-2.5	0-1.7	0-3.2	0-1	0-0.9
Tobago (ANR RobinOND)	41-53	39-52	3-5.6	2.6-5.8	1.3-3.4	1.4-3.3	0-1	0-1.7
Trinidad (Piarco)	39-50	38-49	3.5-6	3.4-6	1.5-3.7	1.6-3.8	0-2	0.2-2.1

brown is a decrease in frequency, **light blue** an increase, **grey** none are expected



CARICOF
CARIBBEAN CLIMATE OUTLOOK FORUM

caricof@cimh.edu.bb

rcc.cimh.edu.bb

Caribbean Institute for Meteorology and Hydrology

TEL: (246) 425-1362/3 | FAX: (246) 424-4733