

Rainfall frequency and extreme forecasts

—

Wet days and Wet spells Outlooks August to October 2023

**Dr. Cedric VAN MEERBEECK¹, Dr. Teddy ALLEN¹, Dr. Simon MAOND²,
Dr. Ángel MUÑOZ², Wazita Scott¹, Dale Destin³**

¹Caribbean Institute for Meteorology and Hydrology (CIMH), Barbados

²International Research Institute for Climate and Society (IRI), USA

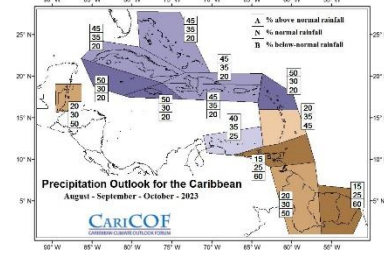
³Antigua and Barbuda Meteorological Services



Wet day frequency shifts

Forecast for: August to October 2023

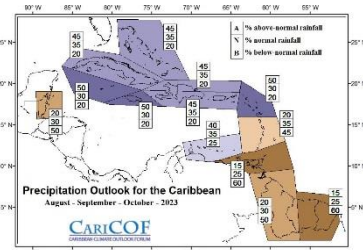
Precipitation outlook



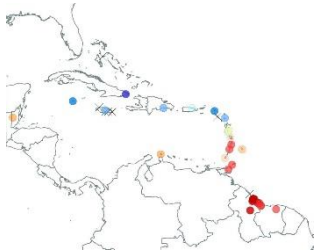
Wet spells frequency shifts

Forecast for: August to October 2023

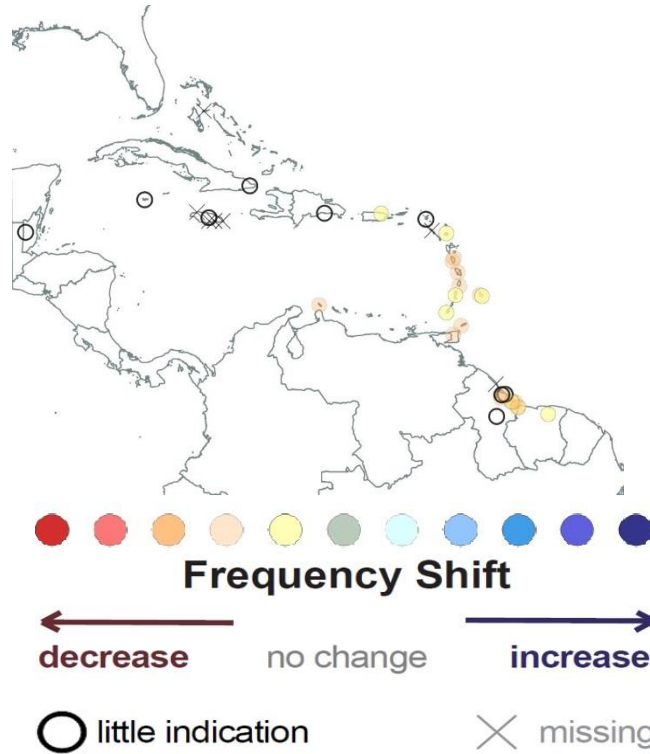
Precipitation outlook



Wet days outlook



ASO 2023 frequency of 7-day wet spells



ASO 2023 frequency of 7-day very wet spells



USUALLY: Between 3 to 6 wet spells (coastal Guianas: 1-3) occur from August to October, with 1 to 4 of them ending up very wet (coastal Guianas: up to 2).

FORECAST: ASO may be drier than usual in Belize and the Windward Islands, and the Guianas, and at least as wet as usual elsewhere.

- A smaller number of wet spells is expected in the ABC Islands and areas east of Puerto Rico (low to medium confidence) with little indication for change elsewhere.*
- An increase from the usual numbers of very wet spells is expected across most of the region (low to medium confidence).*

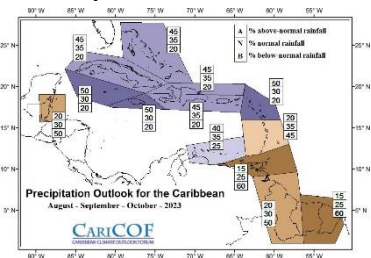
IMPLICATIONS:

- Recharge rates of large water reservoirs and soil moisture may be somewhat slower than usual in the Lesser Antilles and coastal Guianas in view of the recurrence of wet spells.
- The chance of recurrent very wet spells translates to flood potential (1) being high in August and September in Belize and the islands; (2) moderate in August in the Guianas.

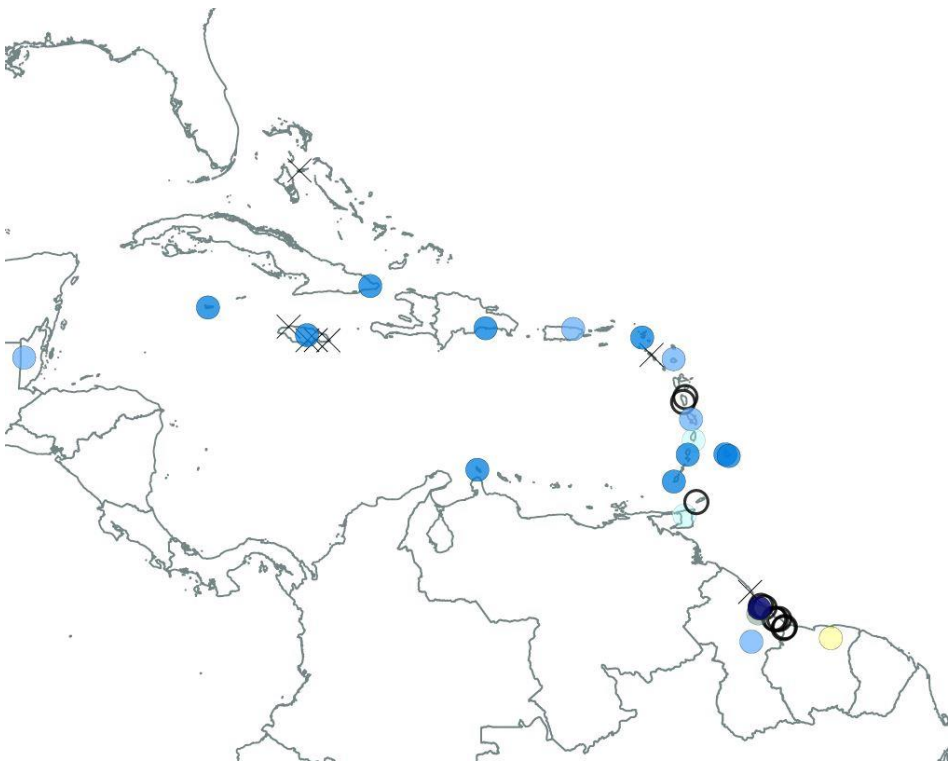
Extreme wet spells frequency shifts

Forecast for: August to October 2023

Precipitation outlook



ASO 2023 frequency of extreme (top 1%) 3-day wet spells



Wet days outlook



Wet spells outlook



Very wet spells outlook



USUALLY: Up to 2 extreme wet spell occur between August to October, except in the Guianas where it is the dry season.

FORECAST: ASO may be drier than usual in Belize and the Windward Islands, and the Guianas, and at least as wet as usual elsewhere.

- *A decrease in the number of extreme wet spells is expected in Suriname (low confidence), with an increase expected elsewhere (medium confidence).*

IMPLICATIONS:

- In view of the high chance of extreme wet spells in Belize and the islands, the potential for flash floods and associated hazards is expected to be high to extremely high. A decrease to moderate potential is expected in the Guianas by the end of August.

August to October 2023

	No. of wet days		No. of 7-day wet spells (20% wettest)		No. of 7-day very wet spells (10% wettest)		No. of 3-day extremely wet spells (1% wettest)	
	Climatology	Forecast	Climatology	Forecast	Climatology	Forecast	Climatology	Forecast
Antigua (VC Bird)	30-45	31-49	3.2-6	2.5-6	0.9-3.9	1.3-5	0-1	0-2
Aruba (Beatrix)	9-21	4-22	1.7-5.1	1.2-5	0.4-3.4	0.8-4.7	0-1.5	0.4-2.3
Barbados (CIMH)	37-50	32-52	4.1-7.3	3.5-6.6	2-4.4	2-4.7	0-2	0.6-2.8
Barbados (GAIA)	41-49	36-51	4.3-6.9	4-6.5	1.8-4.1	2-4.7	0-1.5	0.2-2.5
Belize (C. Farm)	33-50	26-52	3-6.4	2.8-6	1.3-3.9	1.1-4.1	0-2	0-2.4
Cayman	35-46	36-56	4.3-6.9	4.1-6.8	1.7-4.3	1.4-5.1	0-1.9	0.2-2.2
Cuba (Punta Maisi)	12-27	16-45	2.6-5.1	2.1-5.7	0.9-3.4	1.1-3.9	0-1.5	0.5-2.2
Dom. Republic (Las Americas)	27-37	25-44	3.9-6	3.4-6.3	1.8-3.5	1.5-5.1	0-2	0.3-2.4
Dominica (Canefield)	45-59	43-64	3.6-6.3	2.7-6.5	1.7-4.4	1.6-5.3	0-2.5	0-2.3
Dominica (Douglas Charles)	58-70	55-75	3.5-6.9	2.8-6.4	1.7-3.7	1.6-4.7	0-1	0-1.5
Grenada (MBIA)	38-47	33-49	3.9-6.5	3.3-6.5	1.3-3.7	1.3-4.6	0-1.6	0.2-2.1
Guyana_73	10-20	3-18	0.7-3	0.5-3	0-1.7	0.2-2.2	0-1	0-0.4
Guyana (Albion)	14-29	6-27	1.1-3.5	0.8-3.2	0.4-1.7	0.5-2.1	0-1	0-1
Guyana (Blairmont)	19-32	9-28	0.9-3	0.5-2.8	0-1.3	0.1-1.6	0-0.1	0-0.2
Guyana (Charity)								
Guyana (Enmore)	16-31	7-26	0.9-3	0.9-3.1	0.4-1.3	0.5-1.6	0-0	0-0.2
Guyana (Georgetown)	22-38	9-30	0.5-2.6	0.4-2.5	0-1.5	0.1-1.6	0-0.5	0-0.1
Guyana (Greatfall)	25-40	14-34	0.9-3	1-3.3	0.4-1.8	0.3-2.3	0-0.1	0-0.9
Guyana (New Amsterdam)	20-29	12-29	0.4-3	0.4-2.7	0-1.3	0-1.6	0-0.1	0-0.3
Guyana (Skeldon)	20-30	12-29	0.9-3	0.7-2.6	0.4-1.7	0.4-1.9	0-1	0-0.7
Guyana (Timehri)	34-44	24-41	1.7-3.4	1.3-3.3	0.4-1.7	0.6-2.3	0-0	0-0
Guyana_Wales								
Jamaica (Worthy Park)	30-48	29-57	3.4-6.4	3.1-6.8	1.4-3.7	1.5-4.8	0-2	0.2-3.3
Martinique (FDF Desaix)	51-62	46-64	3.9-7.3	3.5-6.6	1.9-4.3	2-4.1	0-2	0.3-2.5
Puerto Rico (San Juan)	39-51	36-54	3.2-5.6	2.3-5.6	0.9-3	1.2-3.8	0-1	0-1.5
St. Lucia (Hewanorra)	44-58	37-54	3.9-6.4	2.9-6.5	2-3.9	1.7-4.5	0-2	0-1.9
St. Maarten (TNCM)	37-49	35-59	2.8-5.6	2.7-6.6	0.9-3.4	1-3.8	0-1	0.2-2.2
St. Vincent (ET Joshua)	53-63	45-61	3.2-6.9	2.8-6.7	1.5-3.4	1.6-3.9	0-2	0.3-2.4
Suriname (Zanderij)	25-42	16-36	0.9-3.2	0.6-2.9	0.2-2.2	0.1-2.8	0-0.2	0-0.2
Tobago (ANR RobinOND)	44-56	35-53	3.9-5.6	3.2-5.8	1.3-3.4	1.1-3.8	0-1	0-1.6
Trinidad (Piarco)	37-52	29-48	3.9-5.6	3.1-5.6	1.7-3	1.5-3.5	0-1	0-1.5

brown is a decrease in frequency, **light blue** an increase, **grey** none are expected



CARICOF
CARIBBEAN CLIMATE OUTLOOK FORUM

caricof@cimh.edu.bb

rcc.cimh.edu.bb

Caribbean Institute for Meteorology and Hydrology

TEL: (246) 425-1362/3 | FAX: (246) 424-4733