

## Agro-meteorological Bulletin and Assessment for Farmers and Livestock Producers of Trinidad and Tobago for the First 15-Day Period (1st-15th) of August, 2023

### Definitions used in the forecast and bulletin:

Term		Meaning
Dekad		10 day rainfall measuring period
Rain Day		A day with 1.0 mm or more of rainfall amount
Wet Day		A day with 10.0 mm or more rainfall amount
Extremely Wet Day		A day with 25.0 mm or more of rainfall amount
Normal Rainfall		Between 75% and 125% of the average
Below Normal Rainfall		Rainfall below 75% of the average
Above Normal Rainfall		Rainfall in excess of 125% of the average
Much Below Normal Rainfall		Rainfall below 50% of the average
Much Above Normal Rainfall		Rainfall above 150% of the average
Scanty Rainfall		Less than 1 mm
Moderate Rainfall		1-10 mm
Heavy Rainfall		10-50 mm
Very Heavy Rainfall		Greater than 50 mm
Probability of 1-30 %		Low Chance
Probability of 30-70 %		Moderate Chance
Probability greater than 70 %		High Chance
Term	Amount of Rain	Type of day
Scanty Rainfall	Less than 1 mm	Relatively dry day
Moderate Rainfall	1-10 mm	Relatively wet day
Heavy Rainfall	10-50 mm	Wet day
Very Heavy Rainfall	Greater than 50 mm	Excessively wet day
















## Weather Bulletin for Farmers and Livestock Producers of Trinidad and Tobago for the 15-day period (1<sup>st</sup>-15<sup>th</sup>) of August 2023.

Date	Weather	Temperature	Heat Real Feel	Day Moisture (Relative) (Humidity)	Wind

### Disclaimer














This information is provided with the understanding that the Trinidad and Tobago Meteorological Service makes no warranties, either expressed or implied, concerning the accuracy, completeness, reliability, or suitability of the forecast or outlook contained in this document. The information may be used freely by the public with appropriate acknowledgement of its source, but shall not be modified in content and then presented as original material.

Issue date: 2023-08-02

1 <sup>st</sup>	 30% chance of showers	Less than 1.0 mm of rainfall is possible	Partly cloudy with a shower or two	<b>Very warm</b>  Max/Min Temperatures °C 33.0/25.0	Feels like 33-40°C	54-63%	 Weak easterly 10 km/h Gust 20 km/h
2 <sup>nd</sup>	 30% chance of showers	Less than 1.0 mm of rainfall is possible	Partly cloudy with a shower or two	<b>Very warm</b>  Max/Min Temperatures °C 33.0/25.0	Feels like 33-40°C	54-63%	 Weak easterly 10 km/h Gust 20 km/h
3 <sup>rd</sup>	 30% chance of showers	Less than 1.0 mm of rainfall is possible	Partly cloudy with a shower or two	<b>Very warm</b>  Max/Min Temperatures °C 33.0/25.0	Feels like 33-40°C	57-62%	 Weak easterly 10 km/h Gust 20 km/h
4 <sup>th</sup>	 75% chance of showers	10.0 to 15.0 mm of rainfall is possible	Partly cloudy to cloudy with light/mod showers and T-showers	<b>Warm</b>  Max/Min Temperatures °C 29.0/25.5	Feels like 29-36°C	56-74%	 Weak easterly 10 km/h Gust 20 km/h
5 <sup>th</sup>	 75% chance of showers	10.0 to 15.0 mm of rainfall	Partly cloudy to cloudy with light/mod	<b>Warm</b> 	Feels like		 Weak south-easterly 10 km/h















## Disclaimer

This information is provided with the understanding that the Trinidad and Tobago Meteorological Service makes no warranties, either expressed or implied, concerning the accuracy, completeness, reliability, or suitability of the forecast or outlook contained in this document. The information may be used freely by the public with appropriate acknowledgement of its source, but shall not be modified in content and then presented as original material.

		is possible	showers and T-showers	Max/Min Temperatures °C 29.0/25.5	29- 36°C	60-75%	Gust 20 km/h
6 <sup>th</sup>	 25% chance of showers	Less than 1.0 mm of rainfall is possible	Partly cloudy with a shower or two	<b>Very warm</b>  Max/Min Temperatures °C 33.0/25.0	Feels like 33- 40°C	57-65%	 Weak south- easterly 10 km/h Gust 20 km/h
7 <sup>th</sup>	 25% chance of showers	Less than 1.0 mm of rainfall is possible	Partly cloudy with a shower or two	<b>Warm</b>  Max/Min Temperatures °C 32.0/25.5	Feels like 33- 40°C	67-72%	 Weak south- easterly 10 km/h Gust 20 km/h
8 <sup>th</sup>	 25% chance of showers	Less than 1.0 mm of rainfall is possible	Partly cloudy with a shower or two	<b>Hot</b>  Max/Min Temperatures °C 34.0/26.0	Feels like 34- 44°C	54-65%	 Weak south- easterly 10 km/h Gust 20 km/h
9 <sup>th</sup>	 60% chance of showers	Less than 9.0 mm of rainfall is possible	Partly cloudy with showers	<b>Warm</b>  Max/Min Temperatures °C 30.0/26.0	Feels like 30- 36°C	59-71%	 Moderate easterly 20 km/h Gust 30 km/h
							




## Disclaimer

This information is provided with the understanding that the Trinidad and Tobago Meteorological Service makes no warranties, either expressed or implied, concerning the accuracy, completeness, reliability, or suitability of the forecast or outlook contained in this document. The information may be used freely by the public with appropriate acknowledgement of its source, but shall not be modified in content and then presented as original material.

10 <sup>th</sup>	 40% chance of showers	Less than 3.0 mm of rainfall is possible	Partly cloudy with a shower or two	<b>Warm</b>  Max/Min Temperatures °C 31.0/26.0	Feels like 33-38°C	69-72%	Weak easterly 10 km/h Gust 20 km/h
11 <sup>th</sup>	 40% chance of showers	Less than 2.0 mm of rainfall is possible	Partly cloudy with a shower or two	<b>Very warm</b>  Max/Min Temperatures °C 33.0/25.0	Feels like 33-36°C	58-62%	 Moderate easterly 25 km/h Gust 35 km/h
12 <sup>th</sup>	 60% chance of showers	Less than 6.0 mm of rainfall is possible	Partly cloudy with showers	<b>Very warm</b>  Max/Min Temperatures °C 33.0/26.0	Feels like 30-36°C	56-75%	 Weak easterly 10 km/h Gust 20 km/h
13 <sup>th</sup>	 75% chance of showers	10.0 to 15.0 mm of rainfall is possible	Partly cloudy to cloudy with light/mod showers and T-showers	<b>Warm</b>  Max/Min Temperatures °C 30.0/26.0	Feels like 30-36°C	73-78%	 Weak easterly 10 km/h Gust 20 km/h
14 <sup>th</sup>	 60% chance of showers	Less than 8.0 mm of rainfall is possible	Partly cloudy with showers	<b>Warm</b>  Max/Min	Feels like	70-83%	 Weak easterly 10 km/h

## Disclaimer

This information is provided with the understanding that the Trinidad and Tobago Meteorological Service makes no warranties, either expressed or implied, concerning the accuracy, completeness, reliability, or suitability of the forecast or outlook contained in this document. The information may be used freely by the public with appropriate acknowledgement of its source, but shall not be modified in content and then presented as original material.

				Temperatures °C 31.0/25.5	30- 36°C		Gust 20 km/h
15 <sup>th</sup>	 75% chance of showers	10.0 to 25.0 mm of rainfall is possible	Partly cloudy to cloudy with light/mod showers and T-showers	<b>Warm</b>  Max/Min Temperatures °C 31.0/25.5	Feels like 31- 36°C	75-80%	 Moderate easterly 25 km/h Gust 35 km/h

Trinidad Rainfall Forecast for the 15-Day period of August (1<sup>st</sup> – 15<sup>th</sup>) 2023.

### Disclaimer

This information is provided with the understanding that the Trinidad and Tobago Meteorological Service makes no warranties, either expressed or implied, concerning the accuracy, completeness, reliability, or suitability of the forecast or outlook contained in this document. The information may be used freely by the public with appropriate acknowledgement of its source, but shall not be modified in content and then presented as original material.

Issue date: 2023-08-02

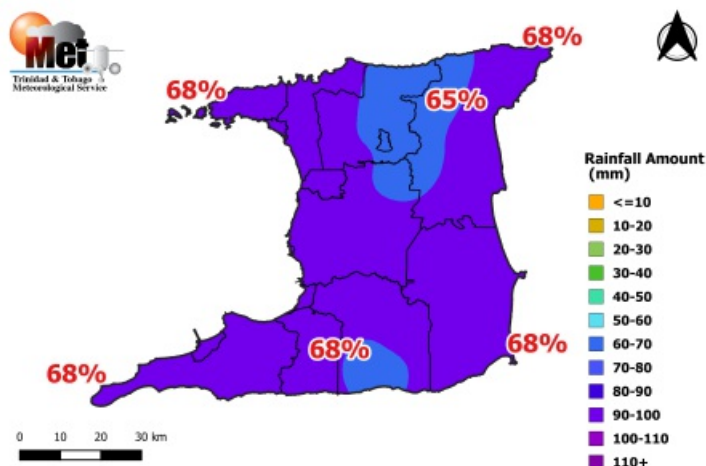


Figure 1. Rainfall map of Trinidad showing expected mean rainfall totals for districts across Trinidad during the 15-day period (1<sup>st</sup>-15<sup>th</sup>) August 2023 and percentage probability of occurrence.

## Eastern, and North-Eastern areas

Moderate chance (68%) of mean daily rainfall up to 9.7 mm.

## South-Eastern areas

Moderate chance (68%) of mean daily rainfall up to 10.0 mm.

## Southern areas

Moderate chance (68%) of mean daily rainfall up to 9.7 mm.

## South-Western areas

Moderate chance (68%) of mean daily rainfall up to 10.0 mm.

## Central, West-Central, and inland areas

Moderate chance (65%) of mean daily rainfall up to 9.5 mm.

## Northern, North-Western areas

Moderate chance (68%) of mean daily rainfall up to 10.0 mm.

**Tobago Rainfall Forecast for the 15-Day period of August (1<sup>st</sup> – 15<sup>th</sup>) 2023.**

## Disclaimer

This information is provided with the understanding that the Trinidad and Tobago Meteorological Service makes no warranties, either expressed or implied, concerning the accuracy, completeness, reliability, or suitability of the forecast or outlook contained in this document. The information may be used freely by the public with appropriate acknowledgement of its source, but shall not be modified in content and then presented as original material.

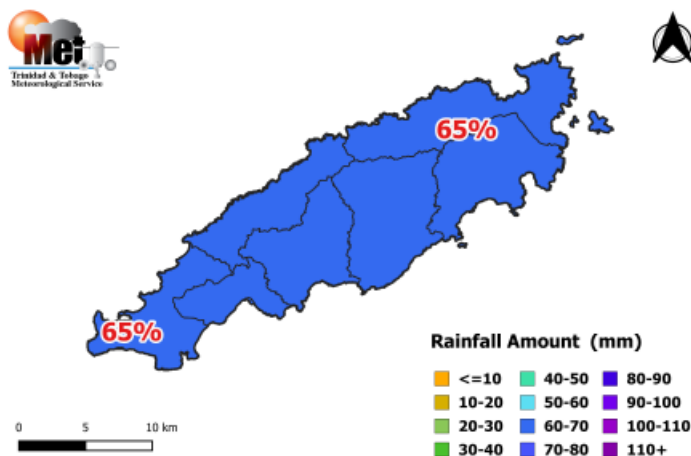


Figure 2. Rainfall map of Tobago showing expected mean rainfall totals for districts across Tobago during the 15-day period (1<sup>st</sup>-15<sup>th</sup>) August 2023 and percentage probability of occurrence.

### North-Eastern areas

Moderate chance (65%) of mean daily rainfall up to 7.0 mm.

### South-Western areas

Moderate chance (65%) of mean daily rainfall up to 7.0 mm.

### **Sun and Moon Positions in the Sky August (1<sup>st</sup>–15<sup>th</sup>) 2023.**

The sun is presently at 17.7 degrees North latitude and with this position, the day-length or number of sunlight hours in Trinidad and Tobago from August 1<sup>st</sup> will be 12 hours and 35 minutes, decreasing slightly to 12 hours and 28 minutes by 15<sup>th</sup> August 2023. According to the moon's phases, the 1<sup>st</sup> (Full Moon Phase), 2<sup>nd</sup>-3<sup>rd</sup> and 11<sup>th</sup>-13<sup>th</sup> of August are good days for planting aboveground crops, while 2<sup>nd</sup>-3<sup>rd</sup>, 7<sup>th</sup>-8<sup>th</sup> (Third Quarter Phase) and 11<sup>th</sup>-13<sup>th</sup> of August are good days for planting below ground crops. However, 4<sup>th</sup>-6<sup>th</sup>, 9<sup>th</sup>-10<sup>th</sup> and 14<sup>th</sup>-15<sup>th</sup> of August are poor planting days. These days should be used for removing weeds, clearing land and ploughing fields.

### **Highlighted Possible Impacts on Agriculture:**

During this first 15-day (1<sup>st</sup>-15<sup>th</sup>) forecast period of August 2023, expect similar cloudy conditions to occur as compared to the last 15-day forecast period of July. Mostly light to moderate/heavy showery episodes will produce a few wet days during the forecast period. Therefore, a possible ramping up of irrigation on fields to maintain optimal soil moisture would be necessary. There is a high probability (75%) chance of heat stress in young livestock, newly germinated and

#### Disclaimer

This information is provided with the understanding that the Trinidad and Tobago Meteorological Service makes no warranties, either expressed or implied, concerning the accuracy, completeness, reliability, or suitability of the forecast or outlook contained in this document. The information may be used freely by the public with appropriate acknowledgement of its source, but shall not be modified in content and then presented as original material.

transplanted seedlings onto fields. There is a moderate (60%) probability for flash and riverine flooding episodes. River levels will be moderate at times during the forecast period. There is also a moderate probability (68%) chance for fungi spread, insect pests and warm/moist weather diseases to develop in crop beds and possible flower/fruit rot in wet canopies.

## Weather Assessment for the period July (16<sup>th</sup>-31<sup>st</sup>) 2023.

Moderate amounts of rainfall occurred during the 20<sup>th</sup>, 25<sup>th</sup> and 27<sup>th</sup>-30<sup>th</sup> of July. During 27<sup>th</sup>-30<sup>th</sup> of July, eventful flooding occurred in southern areas of San Fernando and environs. The rainfall totals maps for the period, 16<sup>th</sup> to 31<sup>st</sup> of July for Trinidad and Tobago are located below as figure 1 and figure 2.

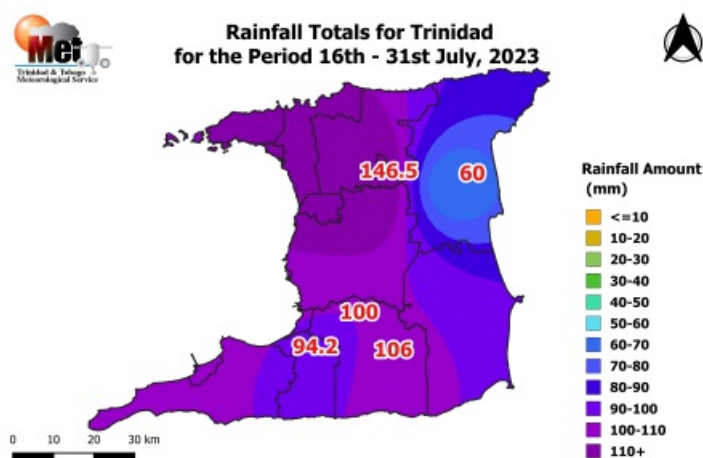


Figure 1. Rainfall map of Trinidad showing measured rainfall totals for varying districts during the period 16<sup>th</sup> to 31<sup>st</sup> of July 2023.

### Disclaimer

This information is provided with the understanding that the Trinidad and Tobago Meteorological Service makes no warranties, either expressed or implied, concerning the accuracy, completeness, reliability, or suitability of the forecast or outlook contained in this document. The information may be used freely by the public with appropriate acknowledgement of its source, but shall not be modified in content and then presented as original material.



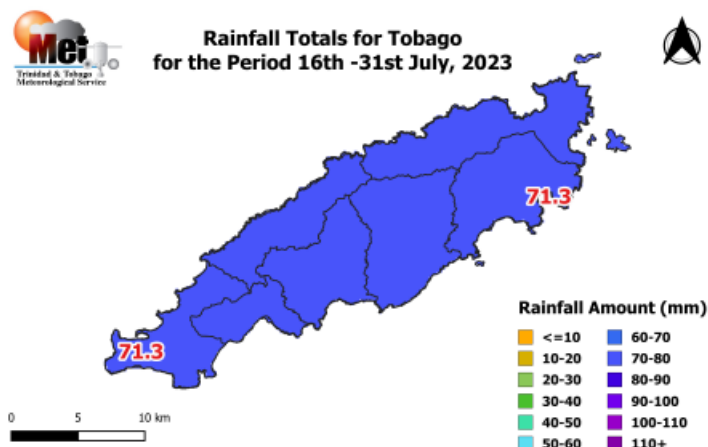


Figure 2. Rainfall map of Tobago showing measured rainfall totals for varying districts during the period 16<sup>th</sup> to 31<sup>st</sup> of July 2023.

## Temperatures:

Temperatures were cool to very warm during the period 16<sup>th</sup> to 31<sup>st</sup> of July, with the minimum nighttime temperature falling to 23.8 °C and the maximum daytime temperature rising to 32.8 °C, in Trinidad.

Similarly, Tobago temperatures were cool to very warm during the period 16<sup>th</sup> to 31<sup>st</sup> of July, with the minimum nighttime temperature falling to 23.9 °C and the maximum daytime temperature rising to 32.4°C.

## Summary

### Summary of Expected Weather:

**Low to moderate rainfall amounts are expected during the fifteen days.**

Wet days with rainfall amounts ranging between 10-25 mm are expected on the 4<sup>th</sup>-5<sup>th</sup>, 13<sup>th</sup> and 15<sup>th</sup> of August while relatively wet days with rainfall amounts less than 9.0 mm are expected during the 1<sup>st</sup>-3<sup>rd</sup>, 6<sup>th</sup>-12<sup>th</sup> and 14<sup>th</sup> of August 2023.

### Trinidad and Tobago:

Wet days with rainfall amounts ranging between 10-25 mm are expected on the 4<sup>th</sup>-5<sup>th</sup>, 13<sup>th</sup> and 15<sup>th</sup> of August while relatively wet days with rainfall amounts less than 9.0 mm are expected during the 1<sup>st</sup>-3<sup>rd</sup>, 6<sup>th</sup>-12<sup>th</sup> and 14<sup>th</sup> of August 2023. The daily rainfall totals are forecast to range between 0.0 mm to 25.0 mm across different farmlands across the islands, especially along the eastern and western coastal areas of Trinidad, and Tobago with fifteen-day rainfall totals ranging between 70.0 mm and 100.0 mm in Trinidad, and 70.0 mm in Tobago.

### Disclaimer

This information is provided with the understanding that the Trinidad and Tobago Meteorological Service makes no warranties, either expressed or implied, concerning the accuracy, completeness, reliability, or suitability of the forecast or outlook contained in this document. The information may be used freely by the public with appropriate acknowledgement of its source, but shall not be modified in content and then presented as original material.

---

### **Temperatures & Winds:**

The maximum temperatures are expected to become warm to hot, with daily temperatures ranging between 29.0°C to 34.0°C throughout the period. However, temperatures are expected to have a real-feel or feels-like between 29.0°C to 44.0°C on most days. The minimum temperatures will range between 24.5°C to 26.0°C during most nights/early mornings, dropping lower in rural areas and valleys.

In general, mostly weak easterly and southeasterly winds of an average speed of 10-20 km/h are expected. Low to moderate rainfall totals, mostly light speeds, warmer days, and warm to hot feels-like temperatures will sustain average evapotranspiration rates in crops ranging between 4.0 to 11.0 mm per day.

### **Moisture levels:**

Over the fifteen-day period across Trinidad and Tobago, moisture levels are expected to be low to moderate, with average daytime relative humidity values in the mid-50s to mid-80s, in terms of percentage.

### **Disclaimer**

This information is provided with the understanding that the Trinidad and Tobago Meteorological Service makes no warranties, either expressed or implied, concerning the accuracy, completeness, reliability, or suitability of the forecast or outlook contained in this document. The information may be used freely by the public with appropriate acknowledgement of its source, but shall not be modified in content and then presented as original material.