

Agro-meteorological Bulletin and Assessment for Farmers and Livestock Producers of Trinidad and Tobago for the First Dekad (1st - 10th) of April, 2023

Definitions used in the forecast and bulletin:

Term		Meaning
Dekad		10 day rainfall measuring period
Rain Day		A day with 1.0 mm or more of rainfall amount
Wet Day		A day with 10.0 mm or more rainfall amount
Extremely Wet Day		A day with 25.0 mm or more of rainfall amount
Normal Rainfall		Between 75% and 125% of the average
Below Normal Rainfall		Rainfall below 75% of the average
Above Normal Rainfall		Rainfall in excess of 125% of the average
Much Below Normal Rainfall		Rainfall below 50% of the average
Much Above Normal Rainfall		Rainfall above 150% of the average
Scanty Rainfall		Less than 1 mm
Moderate Rainfall		1-10 mm
Heavy Rainfall		10-50 mm
Very Heavy Rainfall		Greater than 50 mm
Probability of 1-30 %		Low Chance
Probability of 30-70 %		Moderate Chance
Probability greater than 70 %		High Chance
Term	Amount of Rain	Type of day
Scanty Rainfall	Less than 1 mm	Relatively dry day
Moderate Rainfall	1-10 mm	Relatively wet day
Heavy Rainfall	10-50 mm	Wet day
Very Heavy Rainfall	Greater than 50 mm	Excessively wet day














Weather Bulletin for Farmers and Livestock Producers of Trinidad and Tobago for the 15-day period(1st-15th) of April 2023.

Date	Weather	Temperature	Heat Real Feel	Day Moisture (Relative) (Humidity)	Wind

Disclaimer













This information is provided with the understanding that the Trinidad and Tobago Meteorological Service makes no warranties, either expressed or implied, concerning the accuracy, completeness, reliability, or suitability of the forecast or outlook contained in this document. The information may be used freely by the public with appropriate acknowledgement of its source, but shall not be modified in content and then presented as original material.

Issue date: 2023-04-05

1 st		Less than 1.0 mm of rainfall is possible	Partly cloudy with few showers	Warm  Max/Min Temperatures °C 31.5/24.3	Feels like 31-36°C	50-75%	 Moderate north-easterly 15 km/h Gust 25 km/h
2 nd		Less than 1.0 mm of rainfall is possible	Partly cloudy with few showers	Warm  Max/Min Temperatures °C 30.6/24.3	Feels like 31-36°C	50-75%	 Moderate north-easterly 20 km/h Gust 30 km/h
3 rd		Less than 1.0 mm of rainfall is possible	Patchy cloudiness with a shower	Warm  Max/Min Temperatures °C 32.0/24.2	Feels like 32-37°C	50-75%	 Moderate easterly 20 km/h Gust 30 km/h
4 th		Less than 1.0 mm of rainfall is possible	Patchy cloudiness with a shower	Warm  Max/Min Temperatures °C 32.7/24.1	Feels like 32-37°C	50-75%	 Moderate easterly 20 km/h Gust 30 km/h
		Less than		Warm			 Moderate north-















Disclaimer

This information is provided with the understanding that the Trinidad and Tobago Meteorological Service makes no warranties, either expressed or implied, concerning the accuracy, completeness, reliability, or suitability of the forecast or outlook contained in this document. The information may be used freely by the public with appropriate acknowledgement of its source, but shall not be modified in content and then presented as original material.

5 th	 45% chance of showers	4.0 mm of rainfall is possible	Partly cloudy with showers	 Max/Min Temperatures °C 32.5/23.5	Feels like 33-38°C	55-63%	easterly 20 km/h Gust 30 km/h
6 th	 45% chance of showers	Less than 4.0 mm of rainfall is possible	Patchy cloudiness with a shower	Warm  Max/Min Temperatures °C 33.0/24.0	Feels like 33-38°C	46-59%	 Moderate north-easterly 20 km/h Gust 30 km/h
7 th	 20% chance of showers	Less than 1.0 mm of rainfall is possible	Patchy cloudiness with a shower	Warm  Max/Min Temperatures °C 33.0/24.5	Feels like 33-38°C	46-64%	 Moderate north-easterly 20 km/h Gust 30 km/h
8 th	 25% chance of showers	Less than 1.0 mm of rainfall is possible	Patchy cloudiness with a shower	Warm  Max/Min Temperatures °C 32.5/25.0	Feels like 33-38°C	51-67%	 Moderate north-easterly 20 km/h Gust 30 km/h
		Less than	Patchy	Warm			 Moderate north-







Disclaimer

This information is provided with the understanding that the Trinidad and Tobago Meteorological Service makes no warranties, either expressed or implied, concerning the accuracy, completeness, reliability, or suitability of the forecast or outlook contained in this document. The information may be used freely by the public with appropriate acknowledgement of its source, but shall not be modified in content and then presented as original material.

9 th	 20% chance of showers	1.0 mm of rainfall is possible	cloudiness with a shower	 Max/Min Temperatures °C 33.0/25.0	Feels like 33-38°C	45-60%	easterly 20 km/h Gust 30 km/h
10 th	 20% chance of showers	Less than 1.0 mm of rainfall is possible	Patchy cloudiness with a shower	Warm  Max/Min Temperatures °C 33.5/25.0	Feels like 33-38°C	50-55%	 Moderate north-easterly 20 km/h Gust 30 km/h
11 th	 20% chance of showers	Less than 1.0 mm of rainfall is possible	Patchy cloudiness with a shower	Warm  Max/Min Temperatures °C 33.5/25.0	Feels like 33-38°C	47-63%	 Moderate north-easterly 20 km/h Gust 30 km/h
12 th	 20% chance of showers	Less than 1.0 mm of rainfall is possible	Patchy cloudiness with a shower	Warm  Max/Min Temperatures °C 33.5/24.0	Feels like 33-38°C	49-56%	 Moderate easterly 20 km/h Gust 30 km/h
13 th	 20% chance of showers	Less than 1.0 mm of rainfall is possible	Patchy cloudiness with a shower	Warm  Max/Min	Feels like	51-66%	 Moderate easterly 20 km/h

Disclaimer

This information is provided with the understanding that the Trinidad and Tobago Meteorological Service makes no warranties, either expressed or implied, concerning the accuracy, completeness, reliability, or suitability of the forecast or outlook contained in this document. The information may be used freely by the public with appropriate acknowledgement of its source, but shall not be modified in content and then presented as original material.

				Temperatures °C 33.5/24.0	33- 38°C		Gust 30 km/h
14 th	 20% chance of showers	Less than 1.0 mm of rainfall is possible	Patchy cloudiness with a shower	Warm  Max/Min Temperatures °C 33.0/25.0	Feels like 33- 38°C	47-64%	 Moderate easterly 20 km/h Gust 30 km/h
15 th	 25% chance of showers	Less than 1.0 mm of rainfall is possible	Patchy cloudiness with a shower	Warm  Max/Min Temperatures °C 33.0/24.0	Feels like 32- 36°C	57-66%	 Moderate north- easterly 20 km/h Gust 30 km/h

Trinidad Rainfall Forecast for the 15-Day period of April (1st – 15th) 2023.

Disclaimer

This information is provided with the understanding that the Trinidad and Tobago Meteorological Service makes no warranties, either expressed or implied, concerning the accuracy, completeness, reliability, or suitability of the forecast or outlook contained in this document. The information may be used freely by the public with appropriate acknowledgement of its source, but shall not be modified in content and then presented as original material.

Issue date: 2023-04-05

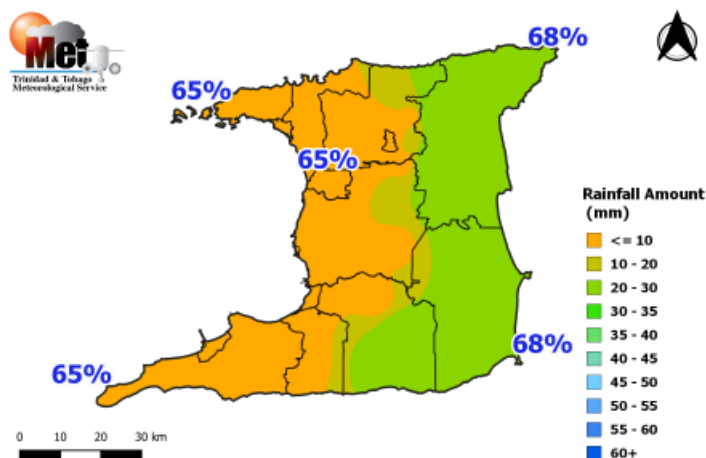


Figure 1. Rainfall map of Trinidad showing expected mean rainfall totals for districts across Trinidad during the 15-day period (1st-15th) April 2023 and percentage probability of occurrence.

Eastern, and North-Eastern areas

Moderate chance (68%) of mean daily rainfall up to 2.5 mm.

South-Eastern areas

Moderate chance (68%) of mean daily rainfall up to 2.5 mm.

Southern areas

Moderate chance (68%) of mean daily rainfall up to 1.0 mm.

South-Western areas

Moderate chance (65%) of mean daily rainfall up to 0.5 mm.

Central, West-Central, and inland areas

Moderate chance (65%) of mean daily rainfall up to 0.5 mm.

Northern, North-Western areas

Moderate chance (65%) of mean daily rainfall up to 0.5 mm.

Tobago Rainfall Forecast for the 15-Day period of April (1st – 15th) 2023.

Disclaimer

This information is provided with the understanding that the Trinidad and Tobago Meteorological Service makes no warranties, either expressed or implied, concerning the accuracy, completeness, reliability, or suitability of the forecast or outlook contained in this document. The information may be used freely by the public with appropriate acknowledgement of its source, but shall not be modified in content and then presented as original material.

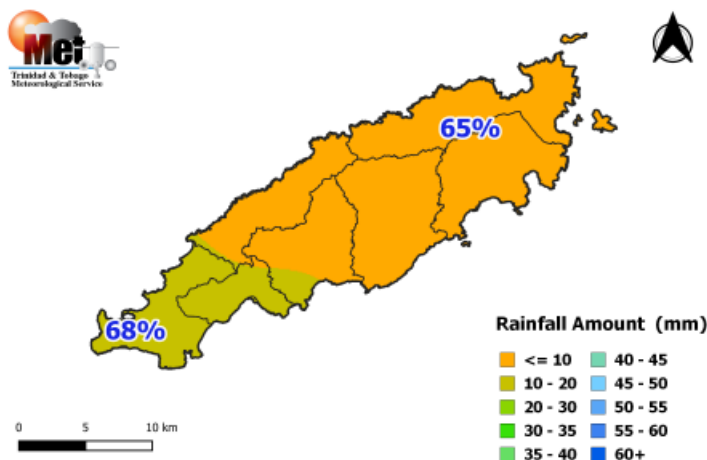


Figure 2. Rainfall map of Tobago showing expected mean rainfall totals for districts across Tobago during the 15-day period (1st-15th) April 2023 and percentage probability of occurrence.

North-Eastern areas

Moderate chance (65%) of mean daily rainfall up to 0.5 mm.

South-Western areas

Moderate chance (68%) of mean daily rainfall up to 1.2 mm.

Sun and Moon Positions in the Sky April (1st – 15th) 2023.

The sun is presently at 5.75 degrees North latitude and with this position, the day-length or number of sunlight hours in Trinidad and Tobago from April 1st will be 12 hours and 14 minutes, increasing slightly to 12 hours and 22 minutes by 15th April 2023. According to the moon's phases, the 4th-6th and 15th of April are good days for planting aboveground crops, while 1st-3rd, 7th-8th and 11th-12th of April are good days for planting below ground crops. However, 9th-10th and 13th-14th of April are poor planting days. These days should be used for removing weeds, clearing land and ploughing fields.

Highlighted Possible Impacts on Agriculture:

During this first 15-day forecast period of (1st-15th) April 2023, expect similarly dry conditions to occur as compared to the last 15-day forecast period of March. Due to the expected sunny and windy weather, widespread drying out of soils will occur across the islands. Therefore, frequent irrigation of fields will be necessary at this time to maintain soil moisture. In addition, stronger winds may hamper fertilizer and insecticide spraying routines. Temperatures are already warm, therefore there is a moderate probability (45%) chance of heat stress in young livestock, newly germinated and transplanted seedlings onto fields. There is also a moderate probability (40%) chance for fungi spread, insect pests and warm weather diseases to develop in crop beds.

Disclaimer

This information is provided with the understanding that the Trinidad and Tobago Meteorological Service makes no warranties, either expressed or implied, concerning the accuracy, completeness, reliability, or suitability of the forecast or outlook contained in this document. The information may be used freely by the public with appropriate acknowledgement of its source, but shall not be modified in content and then presented as original material.

Weather Assessment for the period March (21st-31st) 2023.

Very little rainfall occurred during the last eleven days resulting in wide spread drying. The rainfall totals maps for the period, 21st to 31st of March for Trinidad and Tobago are located below as figure 1 and figure 2.

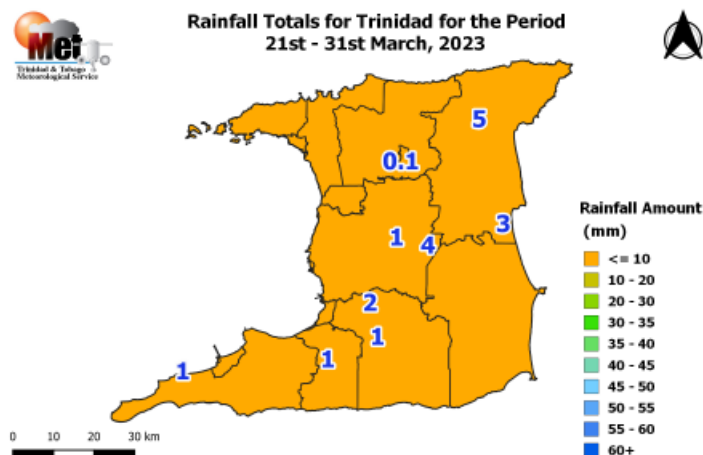


Figure 1. Rainfall map of Trinidad showing measured rainfall totals for varying districts during period 21st to 31st of March 2023.

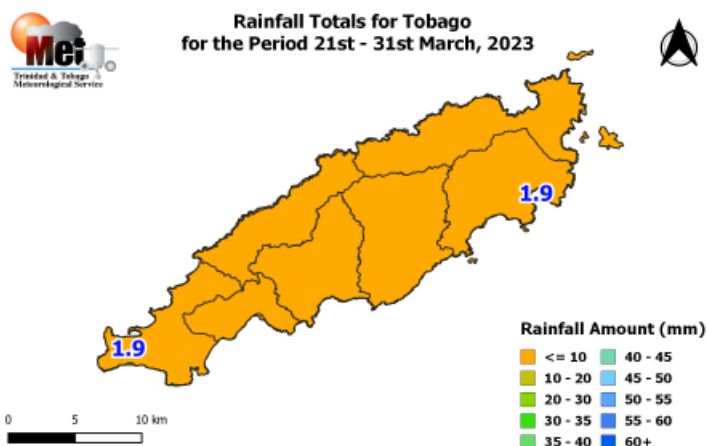


Figure 2. Rainfall map of Tobago showing measured rainfall totals for varying districts during period 21st to 31st March 2023.

Temperatures:

Disclaimer

This information is provided with the understanding that the Trinidad and Tobago Meteorological Service makes no warranties, either expressed or implied, concerning the accuracy, completeness, reliability, or suitability of the forecast or outlook contained in this document. The information may be used freely by the public with appropriate acknowledgement of its source, but shall not be modified in content and then presented as original material.

Temperatures were cool to warm during the period 21st to 31st of March, with the minimum nighttime temperature falling to 20.4 °C and the maximum daytime temperature rising to 33.2 °C, in Trinidad.

Similarly, Tobago temperatures were cool to warm during the period 21st to 31st of March, with the minimum nighttime temperature falling to 23.0 °C and the maximum daytime temperature rising to 31.3 °C.

Summary

Low rainfall amounts are expected during the fifteen days.

Two relatively wet days with rainfall less than 4.0 mm and thirteen relatively dry days with rainfall amounts less than 1.0 mm are expected during the forecast period.

Trinidad and Tobago:

Two relatively wet days with rainfall less than 4.0 mm and thirteen relatively dry days with rainfall amounts less than 1.0 mm are expected during the forecast period. The daily rainfall totals are forecast to range between 0.0 mm to 4.0 mm across different farmlands across the islands, especially along the eastern coastal areas of Trinidad and western coast of Tobago with fifteen-day rainfall totals ranging between 5.0 mm and 25.0 mm in Trinidad and Tobago.

Temperatures & Winds:

The maximum temperatures are expected to remain warm, with daily temperatures ranging between 30.0°C to 33.5°C throughout the period. However, temperatures are expected to have a real-feel or feels-like between 31.0°C to 38.0°C on most days. The minimum temperatures will range between 23.5°C to 25.0°C during most nights/early mornings, dropping lower in rural areas and valleys.

In general, mostly moderate northeasterly winds of an average speed of 20 km/h are expected, however, gusts can range between 30-50 km/h. Low rainfall totals, mostly moderate wind speeds, warmer days, and warmer feels-like temperatures will sustain average evapotranspiration rates in crops ranging between 8.0 to 11.0 mm per day.

Moisture levels:

Over the fifteen-day period across Trinidad and Tobago, moisture levels are expected to be low, with average daytime relative humidity values in the mid-40s to mid-70s, in terms of percentage.

Disclaimer

This information is provided with the understanding that the Trinidad and Tobago Meteorological Service makes no warranties, either expressed or implied, concerning the accuracy, completeness, reliability, or suitability of the forecast or outlook contained in this document. The information may be used freely by the public with appropriate acknowledgement of its source, but shall not be modified in content and then presented as original material.