

# Dry Spells Outlook for February to April 2023

*Coordination – CIMH – Dr. Cédric J. Van Meerbeeck  
caricof@cimh.edu.bb*

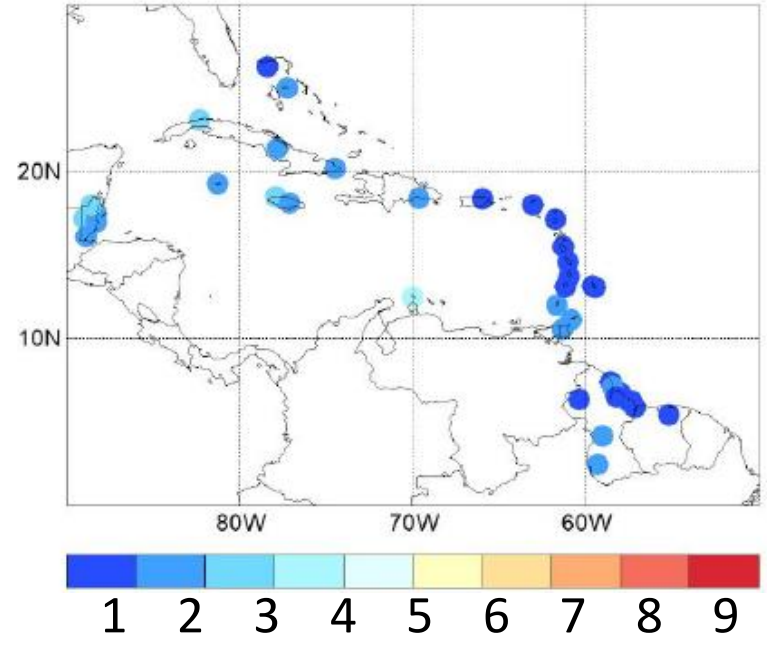
## Participating territories

Antigua & Barbuda, Aruba, Bahamas, Barbados, Belize, Cayman Islands, Cuba, Curaçao, Dominica, Dominican Republic, French Guiana, Grenada, Guadeloupe, Guyana, Haïti, Jamaica, Martinique, Puerto Rico, St. Barts, St. Kitts & Nevis, St. Lucia, St. Maarten/St. Martin, St. Vincent & the Grenadines, Suriname, Trinidad & Tobago and the US Virgin Islands

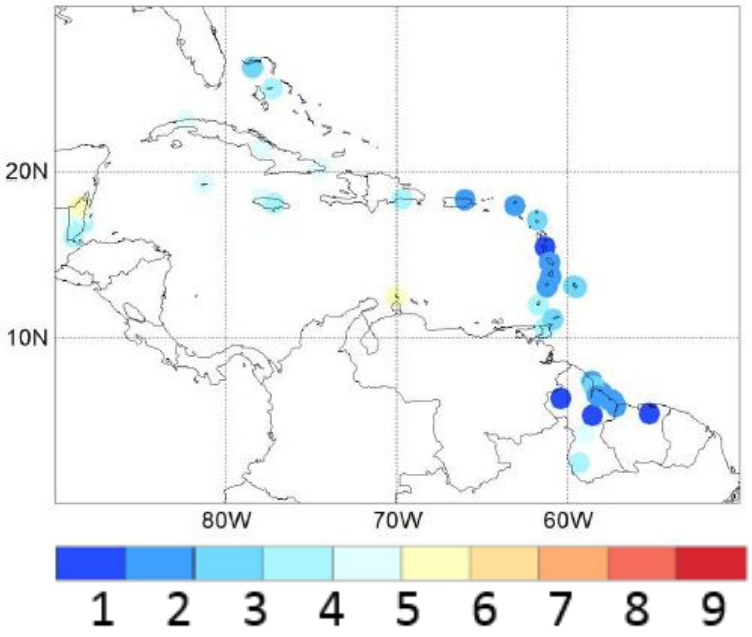


How many 7-day, 10-day or 15-day dry spells do we historically get **on average** from February to April?

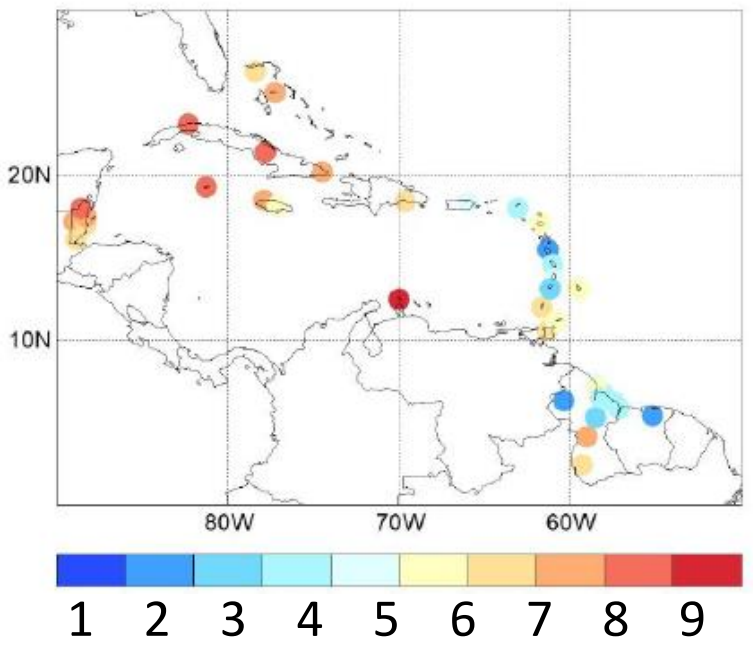
**15-day dry spells**



**10-day dry spells**

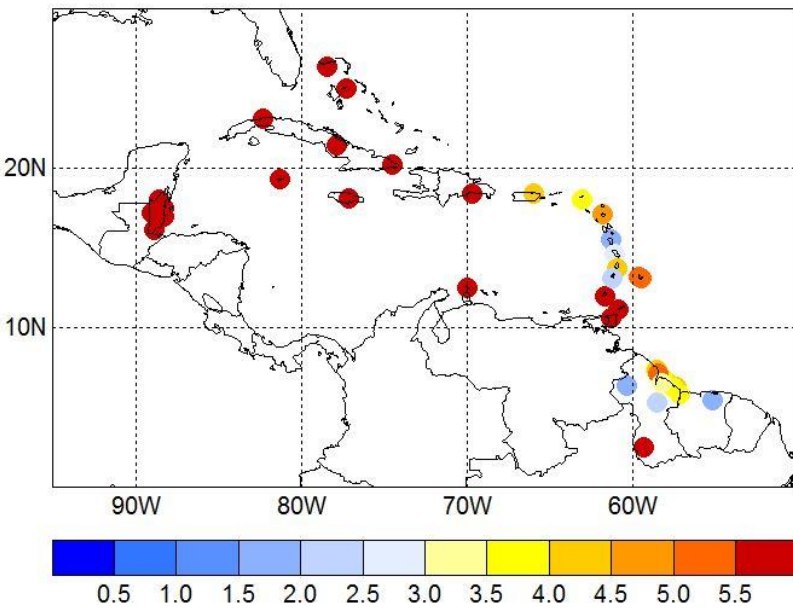


**7-day dry spells**



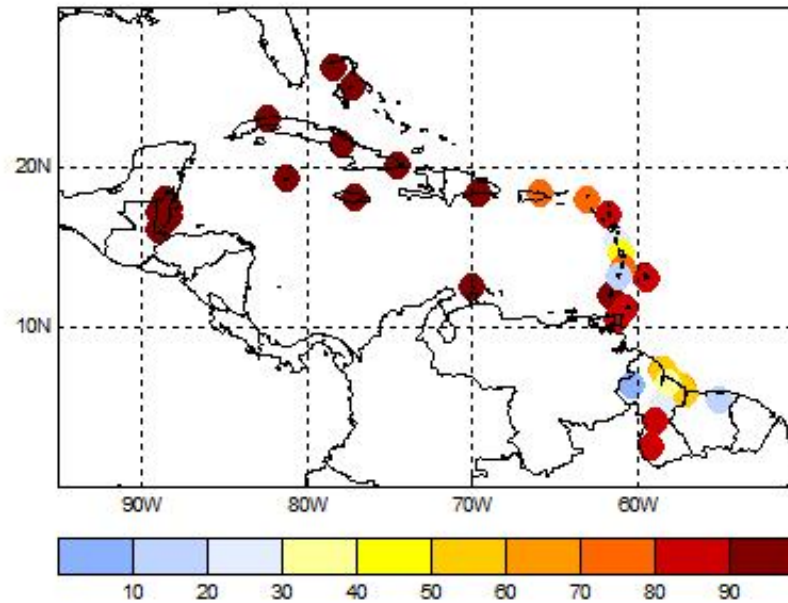
# 7-day dry spells from February to April 2023

**Historical avg. number of 7-day dry spells**

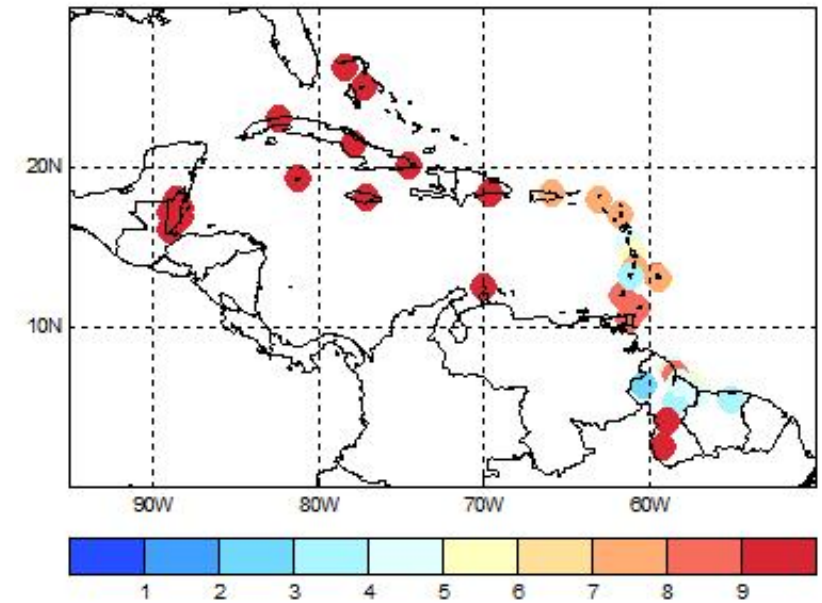


What is the FORECAST for February to April 2023?

**Probability of at least THREE 7-day dry spells**

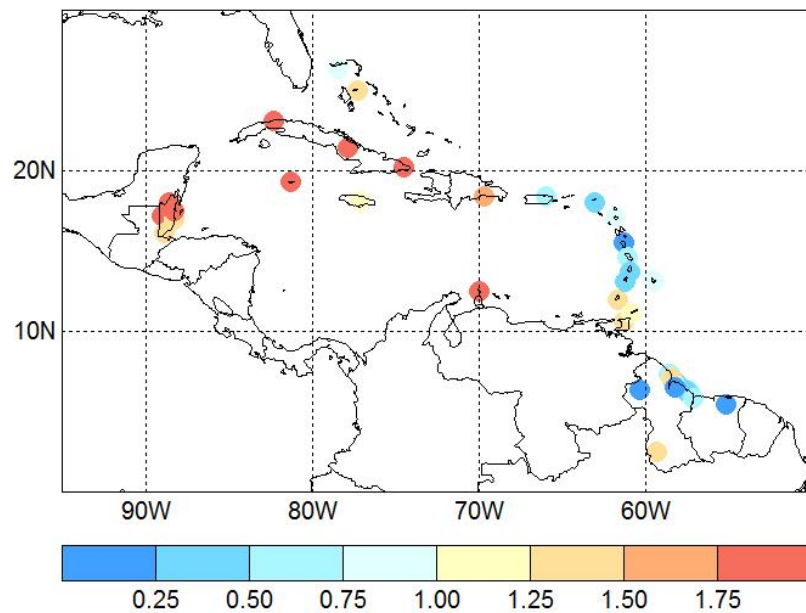


**MAX number of 7-day dry spells**



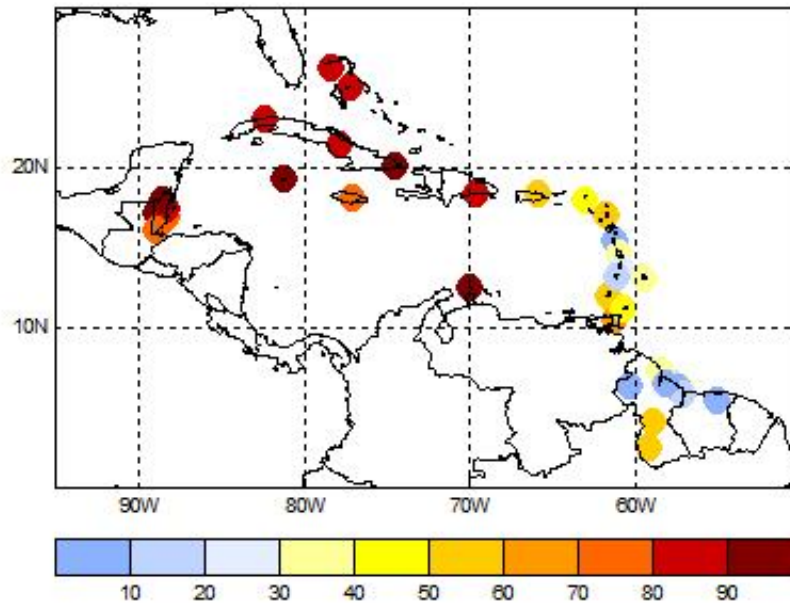
# 15-day dry spells from February to April 2023

**Historical avg. number of 15-day dry spells**

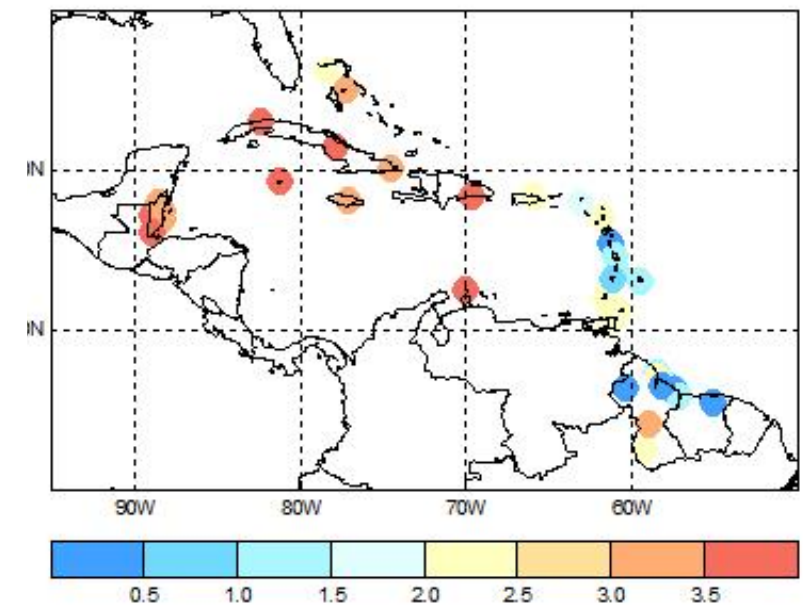


What is the FORECAST for February to April 2023?

**Probability of at least ONE 15-day dry spell**



**MAX number of 15-day dry spells**



# February to April 2023

	No. of 7-dy dry spells		No. of 10-dy dry spells		No. of 15-dy dry spells	
	Climatology	Forecast	Climatology	Forecast	Climatology	Forecast
Antigua (GreenCas)	4-7	3-7	1-3	0-4	0-2	0-2
Aruba (Beatrix)	7-11	6-12	5-8	4-8	2-5	2-5
Bahamas (Freeport)	5-8	5-9	2-5	1-5	0-2	0-2
Bahamas (NewProvi)	6-9	6-10	2-5	2-6	0-2	0-3
Barbados (CIMH)	4-8	3-7	2-4	1-4	0-2	0-2
Barbados (GAIA)	3-7	2-8	1-4	0-3	0-2	0-1
Belize_Belmopan	6-9	6-9	3-6	3-6	1-3	1-4
Belize (C. Farm)	6-10	6-10	3-6	3-7	2-3	2-4
Belize_Melinda	5-8	5-8	2-5	2-5	1-3	0-3
Belize_PG-Airpor	7-9	6-9	3-6	3-6	1-3	1-3
Belize_PGorda	4-8	4-9	2-5	2-5	0-3	0-3
Belize_Towerhill	8-10	8-10	4-6	4-6	2-3	1-4
Cayman	7-10	8-10	3-6	3-7	1-3	1-4
Cuba_Camaguey	6-10	5-11	3-6	3-7	1-4	0-3
Cuba_Casablanca	6-11	7-11	3-6	3-8	1-4	1-5
Cuba (Punta Maisi)	7-9	6-10	3-6	3-6	1-3	1-4
Dominica (Douglas Charles) Dom. Republic (Las Americas)						
Grenada (MBIA)	5-9	5-8	2-5	2-5	0-3	0-3
Guyana_Aishalton	5-9	4-8	2-5	2-5	0-2	0-2
Guyana (Albion)	3-6	2-5	1-3	1-3	0-1	0-1
Guyana_Apaikwa	0-3	0-2	0-1	0-1	0-0	0-0
Guyana_Bmont7	3-6	2-5	1-4	1-3	0-2	0-1
Guyana_BmontFron	2-6	1-5	0-4	0-3	0-2	0-1

grey none are expected

blue an decrease,

brown is a increase in frequency,



# February to April 2023

	No. of 7-dy dry spells		No. of 10-dy dry spells		No. of 15-dy dry spells	
	Climatology	Forecast	Climatology	Forecast	Climatology	Forecast
Guyana (Charity)	2-7	2-6	1-3	0-4	0-2	0-1
Guyana_DeKindren	1-6	0-4	0-3	0-2	0-1	0-1
Guyana (Enmore)	3-6	2-5	0-3	0-2	0-1	0-1
Guyana (Greatfall)	0-4	0-3				
Guyana (Georgetown)	2-6	1-6	0-4	0-3	0-1	0-1
Guyana_KaAprang						
Guyana_LaBagat	4-9	2-8	1-5	0-5	0-3	0-3
Guyana_LeonFront	2-6	1-5	0-4	0-3	0-1	0-1
Guyana_McNabbB	2-7	2-5	0-4	0-2	0-2	0-1
Guyana (New Amsterdam)	2-6	0-4	0-3	0-3	0-1	0-1
Guyana_Onderneem	2-9	1-7	0-6	0-4	0-3	0-2
Guyana_RoseHall	2-5	2-5	0-2	0-2	0-1	0-1
Guyana (Skeldon)	2-5	1-5	0-3	0-2	0-2	0-2
Guyana (Timehri)	2-5	0-4	0-3	0-3		
Jamaica_Sangster	7-9	6-10	3-5	3-5	1-3	1-3
Jamaica_Worthy-P	4-8	4-9	2-4	2-5	0-2	0-2
Martinique (FDF Desaix)	1-5	1-5	0-2	0-2	0-1	0-1
Puerto Rico (San Juan)	2-7	2-7	1-3	1-3	0-1	0-2
St. Lucia (Hewanorra)	2-7	2-7	1-3	1-3	0-2	0-1
St. Vincent (ET Joshua)	1-4	1-3	0-2	0-1	0-1	0-1
St. Maarten (TNCM)	2-5	2-6	1-3	0-3	0-1	0-2
Suriname (Zanderij)	0-3	0-3	0-1	0-1	0-0	0-0
Trinidad (Piarco)	4-8	4-8	1-6	1-5	0-3	0-2
Tobago (ANR Robinson)	3-8	4-7	1-5	1-4	0-3	0-2

grey none are expected

blue an decrease,

brown is a increase in frequency,



**CARICOF**  
CARIBBEAN CLIMATE OUTLOOK FORUM

*caricof@cimh.edu.bb*

rcc.cimh.edu.bb

Caribbean Institute for Meteorology and Hydrology

TEL: (246) 425-1362/3 | FAX: (246) 424-4733