

Agro-meteorological Bulletin and Assessment for Farmers and Livestock Producers of Trinidad and Tobago for the Third Dekad (21st - 31st) of October, 2022

Definitions used in the forecast and bulletin:










Term	Meaning	
Dekad	10 day rainfall measuring period	
Rain Day	A day with 1.0 mm or more of rainfall amount	
Wet Day	A day with 10.0 mm or more rainfall amount	
Extremely Wet Day	A day with 25.0 mm or more of rainfall amount	
Normal Rainfall	Between 75% and 125% of the average	
Below Normal Rainfall	Rainfall below 75% of the average	
Above Normal Rainfall	Rainfall in excess of 125% of the average	
Much Below Normal Rainfall	Rainfall below 50% of the average	
Much Above Normal Rainfall	Rainfall above 150% of the average	
Scanty Rainfall	Less than 1 mm	
Moderate Rainfall	1-10 mm	
Heavy Rainfall	10-50 mm	
Very Heavy Rainfall	Greater than 50 mm	
Probability of 1-30 %	Low Chance	
Probability of 30-70 %	Moderate Chance	
Probability greater than 70 %	High Chance	
Term	Amount of Rain	Type of day
Scanty Rainfall	Less than 1 mm	Relatively dry day
Moderate Rainfall	1-10 mm	Relatively wet day
Heavy Rainfall	10-50 mm	Wet day
Very Heavy Rainfall	Greater than 50 mm	Excessively wet day

Weather Bulletin for Farmers and Livestock Producers of Trinidad and Tobago for the 15-day period (21st-4th) of October/November 2022.

Date	Weather	Temperature	Heat Real Feel	Day Moisture (Relative)	Wind
------	---------	-------------	----------------------	-------------------------------	------














Disclaimer

This information is provided with the understanding that the Trinidad and Tobago Meteorological Service makes no warranties, either expressed or implied, concerning the accuracy, completeness, reliability, or suitability of the forecast or outlook contained in this document. The information may be used freely by the public with appropriate acknowledgement of its source, but shall not be modified in content and then presented as original material.

						(Humidity)	
21 st	 60% chance of showers	1.0 to 3.0 mm of rainfall is possible	Partly cloudy with few showers	Very warm  Max/Min Temperatures °C 34.0/24.0	Feels like 46-51°C	65-77%	☄ Weak easterly 15 km/h Gust 25 km/h
22 nd	 60% chance of showers	1.0 to 8.0 mm of rainfall is possible	Partly cloudy with few showers	Very warm  Max/Min Temperatures °C 34.5/24.5	Feels like 46-51°C	64-77%	☄ Weak easterly 15 km/h Gust 25 km/h
23 rd	 60% chance of showers	1.0 to 5.0 mm of rainfall is possible	Partly cloudy with few showers	Warm  Max/Min Temperatures °C 33.5/25.0	Feels like 42-51°C	78-84%	☄ Weak easterly 15 km/h Gust 25 km/h
24 th	 60% chance of showers	1.0 to 3.0 mm of rainfall is possible	Partly cloudy with few showers	Very warm  Max/Min Temperatures °C 34.0/25.5	Feels like 44-52°C	65-75%	☄ Weak easterly 15 km/h Gust 25 km/h
25 th	 60% chance of showers	10.0 to 25.0 mm	Partly cloudy/cloudy with	Warm	Feels		☄ Weak south-easterly
















Disclaimer

This information is provided with the understanding that the Trinidad and Tobago Meteorological Service makes no warranties, either expressed or implied, concerning the accuracy, completeness, reliability, or suitability of the forecast or outlook contained in this document. The information may be used freely by the public with appropriate acknowledgement of its source, but shall not be modified in content and then presented as original material.

	70% chance of showers	of rainfall is possible	slight/mod/hvy showers	 Max/Min	like 40-50°C	61-69%	15 km/h Gust 25 km/h
26 th	 70% chance of showers	10.0 to 25.0 mm of rainfall is possible	Partly cloudy/cloudy with slight/mod/hvy showers	Very warm  Max/Min Temperatures °C 34.0/25.0	Feels like 36-50°C	66-80%	 Weak south-easterly 15 km/h Gust 25 km/h
27 th	 80% chance of showers	10.0 to 35.0 mm of rainfall is possible	Cloudy with light/mod occasional heavy showers	Warm  Max/Min Temperatures °C 31.0/24.0	Feels like 31-36°C	69-77%	 Weak south-easterly 15 km/h Gust 25 km/h
28 th	 80% chance of showers	10.0 to 35.0 mm of rainfall is possible	Cloudy with light/mod occasional heavy showers	Warm  Max/Min Temperatures °C 31.0/23.5	Feels like 31-36°C	76-85%	 Weak south-easterly 15 km/h Gust 25 km/h
29 th	 70% chance of showers	10.0 to 25.0 mm of rainfall is possible	Partly cloudy/cloudy with slight/mod/hvy showers	Very warm  Max/Min Temperatures °C 34.0/25.0	Feels like 36-50°C	66-80%	 Weak south-easterly 15 km/h Gust 25 km/h



Disclaimer

This information is provided with the understanding that the Trinidad and Tobago Meteorological Service makes no warranties, either expressed or implied, concerning the accuracy, completeness, reliability, or suitability of the forecast or outlook contained in this document. The information may be used freely by the public with appropriate acknowledgement of its source, but shall not be modified in content and then presented as original material.

30 th	 70% chance of showers	10.0 to 25.0 mm of rainfall is possible	Partly cloudy/cloudy with slight/mod/hvy showers	Very warm  Max/Min Temperatures °C 34.0/25.0	Feels like 36-50°C	66-80%	 Weak south-easterly 15 km/h Gust 25 km/h
31 st	 65% chance of showers	1.0 to 8.0 mm of rainfall is possible	Partly cloudy with few showers	Warm  Max/Min Temperatures °C 33.0/22.5	Feels like 34-50°C	74-84%	 Weak easterly 10 km/h Gust 15 km/h
1 st	 65% chance of showers	1.0 to 8.0 mm of rainfall is possible	Partly cloudy with few showers	Warm  Max/Min Temperatures °C 33.0/23.0	Feels like 34-50°C	74-84%	 Weak easterly 10 km/h Gust 15 km/h
2 nd	 65% chance of showers	1.0 to 5.0 mm of rainfall is possible	Partly cloudy with few showers	Warm  Max/Min Temperatures °C 33.0/23.0	Feels like 34-50°C	74-84%	 Weak easterly 10 km/h Gust 15 km/h
3 rd	 60% chance	1.0 to 5.0 mm of rainfall is possible	Partly cloudy with few showers	Very warm 	Feels like		 Weak easterly 10 km/h

Disclaimer

This information is provided with the understanding that the Trinidad and Tobago Meteorological Service makes no warranties, either expressed or implied, concerning the accuracy, completeness, reliability, or suitability of the forecast or outlook contained in this document. The information may be used freely by the public with appropriate acknowledgement of its source, but shall not be modified in content and then presented as original material.

	of showers	possible		Max/Min Temperatures °C 34.5/23.0	34- 50°C	64-67%	Gust 15 km/h
4 th	 60% chance of showers	1.0 to 5.0 mm of rainfall is possible	Partly cloudy with few showers	Very warm  Max/Min Temperatures °C 34.5/23.0	Feels like 35- 50°C	64-67%	☄ Weak easterly 10 km/h Gust 15 km/h

Trinidad Rainfall Forecast for the 15-Day period of October/November (21st –4th) 2022.

Disclaimer

This information is provided with the understanding that the Trinidad and Tobago Meteorological Service makes no warranties, either expressed or implied, concerning the accuracy, completeness, reliability, or suitability of the forecast or outlook contained in this document. The information may be used freely by the public with appropriate acknowledgement of its source, but shall not be modified in content and then presented as original material.

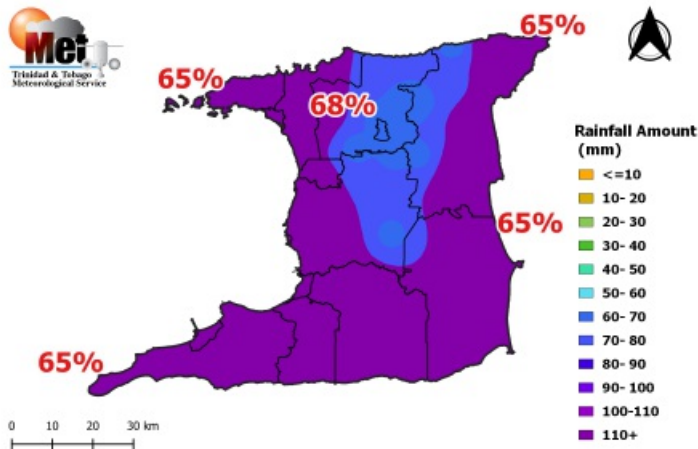


Figure 1. Rainfall map of Trinidad showing expected mean rainfall totals for districts across Trinidad during the 15-day period (21st-4th) October/November 2022 and percentage probability of occurrence.

Eastern, and North-Eastern areas

Moderate chance (65%) of mean daily rainfall up to 11.3 mm.

South-Eastern areas

Moderate chance (65%) of mean daily rainfall up to 12.5 mm.

Southern areas

Moderate chance (65%) of mean daily rainfall up to 12.5 mm.

South-Western areas

Moderate chance (65%) of mean daily rainfall up to 12.5 mm.

Central, West-Central, and inland areas

Moderate chance (68%) of mean daily rainfall up to 10.0 mm.

Northern, North-Western areas

Moderate chance (65%) of mean daily rainfall up to 12.5 mm.

Tobago Rainfall Forecast for the 15-Day period of October/November (21st -4th) 2022

Disclaimer

This information is provided with the understanding that the Trinidad and Tobago Meteorological Service makes no warranties, either expressed or implied, concerning the accuracy, completeness, reliability, or suitability of the forecast or outlook contained in this document. The information may be used freely by the public with appropriate acknowledgement of its source, but shall not be modified in content and then presented as original material.

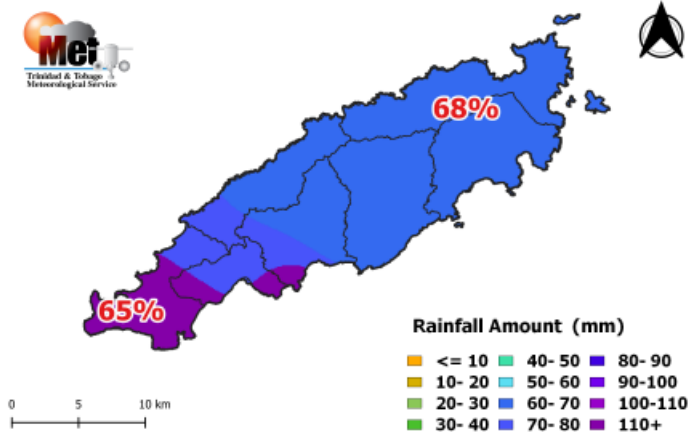


Figure 2. Rainfall map of Tobago showing expected mean rainfall totals for districts across Tobago during the 15-day period (21st-4th) October/November 2022 and percentage probability of occurrence.

North-Eastern areas

Moderate chance (68%) of mean daily rainfall up to 7.5 mm.

South-Western areas

Moderate chance (65%) of mean daily rainfall up to 10.0 mm.

Sun and Moon Positions in the Sky October/November (21st -4th) 2022.

The sun is presently at 10.5 degrees South latitude and with this position, the day length or number of sunlight hours in Trinidad and Tobago from October 21st will be 11 hours and 50 minutes, decreasing slightly to 11 hours and 43 minutes by 4th November 2022. According to the moon's phases, the 22nd-25th (New Moon Phase), 26th, 29th-30th of October and 2nd-3rd of November are good days for planting aboveground crops. While 22nd-24th are good days for planting belowground crops. However, the 21st, 27th-28th and 31st of October and 1st (First Quarter Phase) and 4th of November are poor planting days. These days should be used for removing weeds, clearing land and ploughing fields.

Highlighted Possible Impacts on Agriculture:

During this third 15-day forecast period of (21st to 04th) October/November 2022, expect wetter conditions to occur as compared to the second 15-day (11th to 25th) October forecast period. There is a moderate probability (60%) chance for crop irrigation measures to take place in the first four days of the forecast period but will not be necessary afterward, since wet days that will cause water-logged soils and flash flooding are expected. During the forecast period, temperatures are expected to become higher, there is a moderate probability (60%) chance of heat stress in young livestock, newly germinated and transplanted seedlings onto fields. There is also a high probability (70%) chance for fungi spread, root and/or fruit rot, insect pests and warm weather diseases to develop in crop beds. River levels will become high at times

Disclaimer

This information is provided with the understanding that the Trinidad and Tobago Meteorological Service makes no warranties, either expressed or implied, concerning the accuracy, completeness, reliability, or suitability of the forecast or outlook contained in this document. The information may be used freely by the public with appropriate acknowledgement of its source, but shall not be modified in content and then presented as original material.

during the 25th-30th of October and will in general return to moderate to low levels during the rest of the forecast period.

Weather Assessment for the period October (11th -19th) 2022

Wet days occurred on the 11th, 12th, 15th, 16th and 17th of October over Trinidad and Tobago. Moderate rainfall amounts occurred over northeastern Trinidad. Crop growth and development rates varied across agricultural lands and vegetation growth in pastures due to varying soil moisture at times. The rainfall totals maps for the period, 11th to 19th of October for Trinidad and Tobago are located below as figure 1 and figure 2.

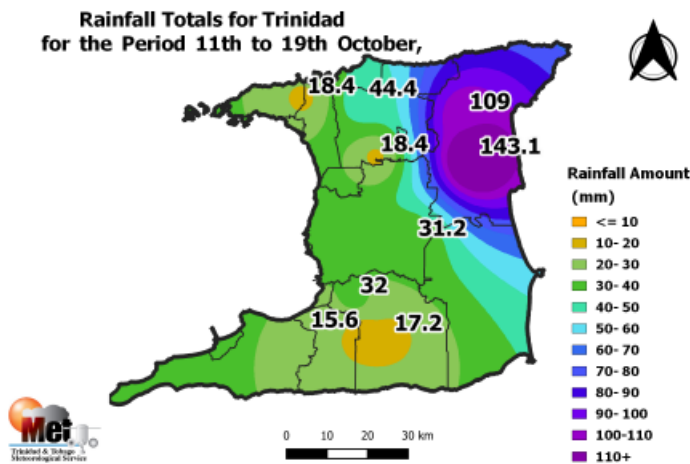


Figure 1. Rainfall map of Trinidad showing measured rainfall totals for varying districts during the period 1st to 9th October 2022.

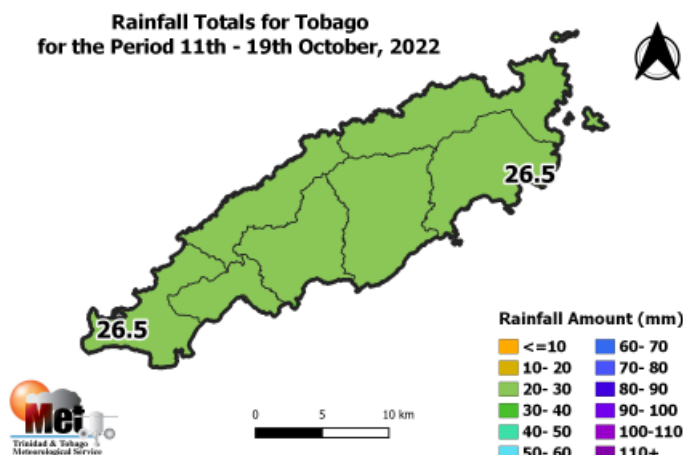


Figure 2. Rainfall map of Tobago showing measured rainfall totals for varying districts during the period 11th to 19th October 2022.

Disclaimer

This information is provided with the understanding that the Trinidad and Tobago Meteorological Service makes no warranties, either expressed or implied, concerning the accuracy, completeness, reliability, or suitability of the forecast or outlook contained in this document. The information may be used freely by the public with appropriate acknowledgement of its source, but shall not be modified in content and then presented as original material.

Temperatures:

Temperatures were cool to warm during the period 11th to 19th October, as the minimum nighttime temperature falling to 22.7 °C and the maximum daytime temperature rising to 34.1 °C, in Trinidad.

Similarly, Tobago temperatures were cool to warm during the period 11th to 19th October, with the minimum nighttime temperature falling to 23.5 °C and the maximum daytime temperature rising to 32.5 °C.

Summary

Summary of Expected Weather:

Moderate to high rainfall amounts are expected on six of the fifteen days.

Six wet days with rainfall amounts ranging between 10.0 mm and 35.0 mm are expected on the 25th-30th of October, while nine relatively wet days with rainfall amounts ranging between 1.0 mm and 8.0 mm are expected on the 21st-24th and 31st-4th of October/November 2022.

Trinidad:

Six wet days with rainfall amounts ranging between 10.0 mm and 35.0 mm are expected on the 25th-30th of October, while nine relatively wet days with rainfall amounts ranging between 1.0 mm and 8.0 mm are expected on the 21st-24th and 31st-4th of October/November 2022. The daily rainfall totals are forecast to range between 1.0 mm to 35.0 mm across different farmlands, with fifteen-day rainfall totals ranging between 75.0 mm and 125.0 mm. The impactful rainfall events will mostly occur across the eastern and western parts specifically along coastal areas of Trinidad. There is a high (90%) probability that flash and riverine flooding will occur during/after heavy rainfall events.

Tobago:

Similar to Trinidad, Tobago will experience six wet days with rainfall amounts ranging between 10.0 mm and 35.0 mm on the 25th-30th of October, while nine relatively wet days with rainfall amounts ranging between 1.0 mm and 8.0 mm are expected on the 21st-24th and 31st-4th of October/November 2022. The daily rainfall totals are forecast to range between 1.0 mm to 35.0 mm across different farmlands across the island, especially along the southwestern coastal areas with fifteen-day rainfall totals ranging between 75.0 mm and 125.0 mm.

Temperatures & Winds:

The maximum temperatures are expected to remain warm to very warm, with temperatures ranging between 32.0°C to 34.5°C throughout the period. However, temperatures are expected to have a real-feel or feels-like between 34.0°C to 51.0°C on most days. The minimum temperatures will range between 22.5°C to 25.5°C during most nights/early mornings, dropping lower in rural areas and valleys.

In general, mostly weak easterly to south-easterly winds of an average speed of 10-20 km/h are expected, however, gusts can reach speeds of up to 50-70 km/h, especially during heavy showers. Moderate to high rainfall totals, mostly low wind

Disclaimer

This information is provided with the understanding that the Trinidad and Tobago Meteorological Service makes no warranties, either expressed or implied, concerning the accuracy, completeness, reliability, or suitability of the forecast or outlook contained in this document. The information may be used freely by the public with appropriate acknowledgement of its source, but shall not be modified in content and then presented as original material.

speeds, very warm days, and warm feels-like temperatures will sustain average evapotranspiration rates in crops ranging between 1.5 to 11.0 mm per day.

Moisture levels:

Over the fifteen-day period across Trinidad and Tobago, moisture levels are expected to be moderate to high, with average daytime relative humidity values in the lower-60s to mid-80s, in terms of percentage.

Disclaimer

This information is provided with the understanding that the Trinidad and Tobago Meteorological Service makes no warranties, either expressed or implied, concerning the accuracy, completeness, reliability, or suitability of the forecast or outlook contained in this document. The information may be used freely by the public with appropriate acknowledgement of its source, but shall not be modified in content and then presented as original material.