

Rainfall frequency and extreme forecasts

—

Wet days and Wet spells Outlooks August to October 2022

**Dr. Cedric VAN MEERBEECK¹, Dr. Teddy ALLEN¹, Dr. Simon MASON²,
Dr. Ángel MUÑOZ², Wazita Scott¹, Dale Destin³**

¹Caribbean Institute for Meteorology and Hydrology (CIMH), Barbados

²International Research Institute for Climate and Society (IRI), USA

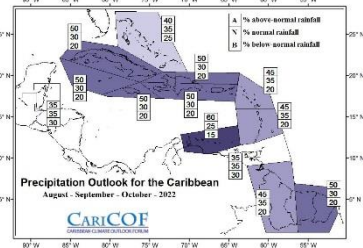
³Antigua and Barbuda Meteorological Services



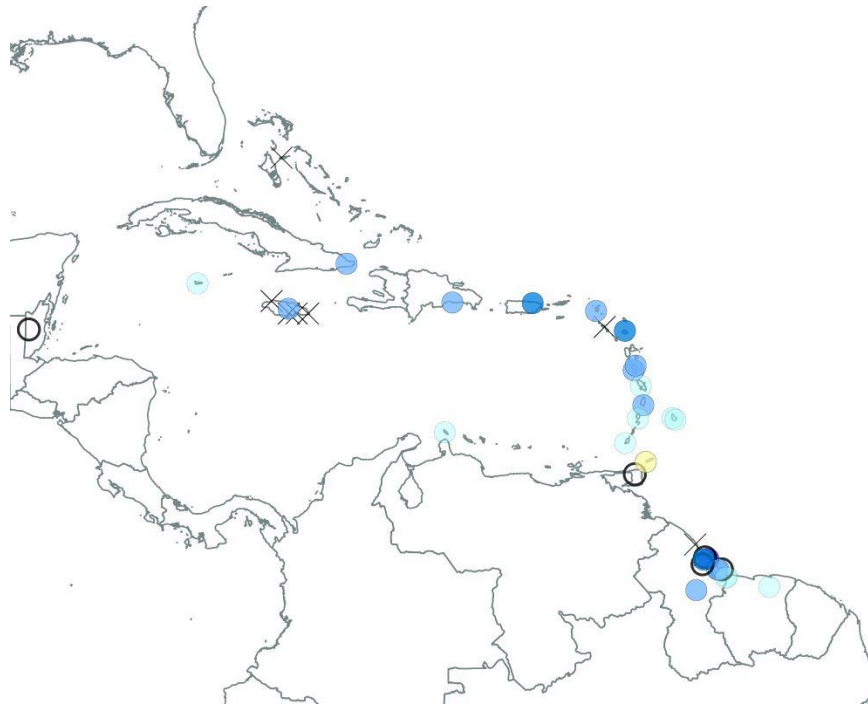
Wet day frequency shifts

Forecast for: August to October 2022

Precipitation outlook



ASO 2022
Frequency of wet days



USUALLY: Out of 92 days in Aug-Sep-Oct, there are about 35 to 50 wet days in relatively flat areas of Belize and the islands, but around 45 to 60 in mountainous areas and 15 to 30 in coastal Guianas (ABC Islands: 10-20).

SEASONAL RAINFALL FORECAST:

- High probability for normal to above normal rainfall across most of the region.

SEASONAL WET DAY FORECAST (day when rainfall > 1mm):

- An increase in the number of wet days may be expected across most of the region (medium confidence) except for Tobago where fewer wet days than normal may be expected (low confidence).

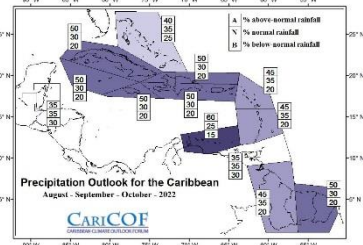
IMPLICATIONS:

- **Potentially favorable conditions for vegetative growth.**

Wet spells frequency shifts

Forecast for: August to October 2022

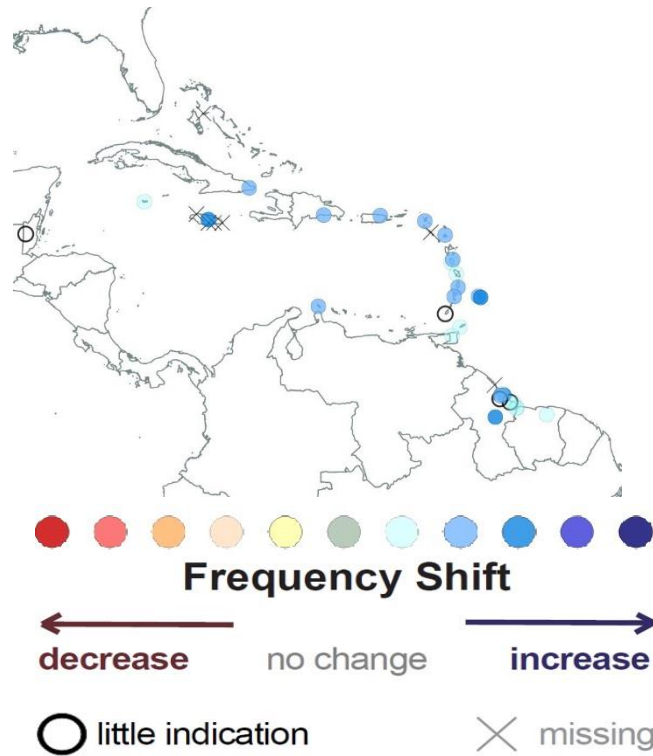
Precipitation outlook



Wet days outlook



ASO 2022 frequency of 7-day wet spells



ASO 2022 frequency of 7-day very wet spells



USUALLY: Between 3 to 6 wet spells (coastal Guianas: 1-3) occur from August to October, with 1 to 4 of them ending up very wet (coastal Guianas: up to 2).

SEASONAL RAINFALL FORECAST:

- High probability for normal to above normal rainfall across most of the region.

WET SPELL FORECAST (top 20% of 7-day wet spells):

- More wet spells than usual are forecast across most of the region (medium confidence).

VERY WET SPELL FORECAST (top 10% of 7-day wet spells):

- More very wet spells than usual are forecast across most of the region (medium confidence).

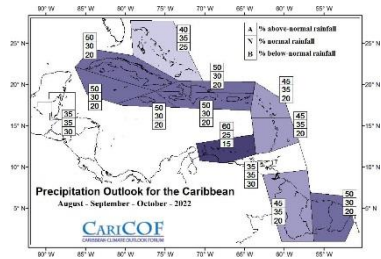
IMPLICATIONS:

- Accelerating recharge rates of large reservoirs and soil moisture.
- The chance of successive very wet spells translates to flood potential being high in Belize and most islands (from October in the ABC Islands), but decreasing from extremely to moderate potential in the Guianas.

Extreme wet spells frequency shifts

Forecast for: August to October 2022

Precipitation outlook



ASO 2022 frequency of extreme (top 1%) 3-day wet spells



Wet days outlook



Wet spells outlook



Very wet spells outlook



USUALLY: Up to 2 extreme wet spell occur between August to October, except in the Guianas where it is the dry season.

SEASONAL RAINFALL FORECAST:

- High probability for normal to above normal rainfall across most of the region.

EXTREME WET SPELL FORECAST (top 1% of 3-day wet spells):

- An increase in the number of 3-day extremely wet spells may be expected across most of the region (low to medium confidence).

IMPLICATIONS:

- In view of the rapidly increasing chance of extreme wet spells towards September in Belize and the islands, the potential for flash floods and associated hazards there (such as landslides) is expected to increase from moderate to high.

August to October 2022

	No. of wet days		No. of 7-day wet spells (20% wettest)		No. of 7-day very wet spells (10% wettest)		No. of 3-day extremely wet spells (1% wettest)	
	Climatology	Forecast	Climatology	Forecast	Climatology	Forecast	Climatology	Forecast
Antigua (VC Bird)	30-45	34-48	3.2-6	3.1-7.1	0.9-3.9	1.6-5.7	0-1	0-1.8
Aruba (Beatrix)	9-21	9-28	1.7-5.1	1.9-6.8	0.4-3.4	0.8-5.1	0-1.5	0-2
Barbados (CIMH)	37-50	37-54	4.1-7.3	4.2-7.7	2-4.4	2-4.9	0-2	0.2-2.2
Barbados (GAIA)	41-49	40-52	4.3-6.9	4.7-7.4	1.8-4.1	2-5	0-1.5	0-2
Belize (C. Farm)	33-50	32-53	3-6.4	3-6.3	1.3-3.9	1.3-4.4	0-2	0-2.2
Cayman	35-46	35-49	4.3-6.9	4.3-7	1.7-4.3	1.7-5.9	0-1.9	0-1.9
Cuba (Punta Maisi)	12-27	14-32	2.6-5.1	2.6-6.4	0.9-3.4	1.2-4.2	0-1.5	0-1.9
Dom. Republic (Las Americas)	27-37	27-42	3.9-6	3.8-6.7	1.8-3.5	1.5-5.3	0-2	0.1-2.1
Dominica (Canefield)	45-59	46-62	3.6-6.3	3.3-7.7	1.7-4.4	1.6-5.4	0-2.5	0-2.2
Dominica (Douglas Charles)	58-70	59-74	3.5-6.9	3.5-7.5	1.7-3.7	1.8-5.2	0-1	0-1.4
Grenada (MBIA)	38-47	37-49	3.9-6.5	3.5-6.7	1.3-3.7	1.2-4.6	0-1.6	0-1.8
Guyana_73	10-20	9-25	0.7-3	0.8-3.8	0-1.7	0.2-2.4	0-1	0-0.5
Guyana (Albion)	14-29	13-33	1.1-3.5	1.1-4.1	0.4-1.7	0.4-2.2	0-1	0-0.9
Guyana (Blairmont)	19-32	18-36	0.9-3	0.8-3.2	0-1.3	0.2-1.8	0-0.1	0-0.1
Guyana (Charity)								
Guyana (Enmore)	16-31	21-44	0.9-3	1.2-4	0.4-1.3	0.4-1.7	0-0	0-0.2
Guyana (Georgetown)	22-38	20-41	0.5-2.6	0.7-3	0-1.5	0.1-1.6	0-0.5	0-0.2
Guyana (Greatfall)	25-40	26-47	0.9-3	1.3-4	0.4-1.8	0.3-2.4	0-0.1	0-0.6
Guyana (New Amsterdam)	20-29	19-33	0.4-3	0.7-3.3	0-1.3	0.1-1.8	0-0.1	0-0.2
Guyana (Skeldon)	20-30	19-33	0.9-3	1-3.3	0.4-1.7	0.4-2	0-1	0-0.7
Guyana (Timehri)	34-44	32-46	1.7-3.4	1.6-3.8	0.4-1.7	0.6-2.6	0-0	0-0
Guyana_Wales	27-38	29-43	1.7-3	1.6-4.1	0.1-1.7	0.3-2.3	0-0.2	0-0.3
Jamaica (Worthy Park)	30-48	32-53	3.4-6.4	3.5-7.7	1.4-3.7	1.6-5.2	0-2	0-2.8
Martinique (FDF Desaix)	51-62	51-65	3.9-7.3	4.2-7.6	1.9-4.3	2-4.2	0-2	0-2.3
Puerto Rico (San Juan)	39-51	39-54	3.2-5.6	2.8-6.5	0.9-3	1.3-4.1	0-1	0-1.5
St. Lucia (Hewanorra)	44-58	45-59	3.9-6.4	3.8-7.7	2-3.9	1.7-4.5	0-2	0-1.8
St. Maarten (TNM)	37-49	37-55	2.8-5.6	3-7.4	0.9-3.4	1.1-4.1	0-1	0-1.9
St. Vincent (ET Joshua)	53-63	53-67	3.2-6.9	3.6-7.9	1.5-3.4	1.7-4	0-2	0-2.2
Suriname (Zanderij)	25-42	24-43	0.9-3.2	0.9-3.4	0.2-2.2	0.1-2.8	0-0.2	0-0.1
Trinidad (Piarco)	44-56	42-57	3.9-5.6	3.5-6.3	1.3-3.4	1.1-3.8	0-1	0-1.5
Tobago (ANR Robinson)	37-52	35-51	3.9-5.6	3.5-6.2	1.7-3	1.6-3.3	0-1	0-1.4

brown is a decrease in frequency, **light blue** an increase, **grey** none are expected



CARICOF
CARIBBEAN CLIMATE OUTLOOK FORUM

caricof@cimh.edu.bb

rcc.cimh.edu.bb

Caribbean Institute for Meteorology and Hydrology

TEL: (246) 425-1362/3 | FAX: (246) 424-4733