

Agro-meteorological Bulletin and Assessment for Farmers and Livestock Producers of Trinidad and Tobago for the Third Dekad (21st - 30th) of April, 2022

Definitions used in the forecast and bulletin:

Term		Meaning
Dekad		10 day rainfall measuring period
Rain Day		A day with 1.0 mm or more of rainfall amount
Wet Day		A day with 10.0 mm or more rainfall amount
Extremely Wet Day		A day with 25.0 mm or more of rainfall amount
Normal Rainfall		Between 75% and 125% of the average
Below Normal Rainfall		Rainfall below 75% of the average
Above Normal Rainfall		Rainfall in excess of 125% of the average
Much Below Normal Rainfall		Rainfall below 50% of the average
Much Above Normal Rainfall		Rainfall above 150% of the average
Scanty Rainfall		Less than 1 mm
Moderate Rainfall		1-10 mm
Heavy Rainfall		10-50 mm
Very Heavy Rainfall		Greater than 50 mm
Probability of 1-30 %		Low Chance
Probability of 30-70 %		Moderate Chance
Probability greater than 70 %		High Chance
Term	Amount of Rain	Type of day
Scanty Rainfall	Less than 1 mm	Relatively dry day
Moderate Rainfall	1-10 mm	Relatively wet day
Heavy Rainfall	10-50 mm	Wet day
Very Heavy Rainfall	Greater than 50 mm	Excessively wet day
















Weather Bulletin for Farmers and Livestock Producers of Trinidad and Tobago for the 15-day period (21st – 4th) of April/May 2022.

Date	Weather	Temperature	Heat Real Feel	Day Moisture (Relative) (Humidity)	Wind

Disclaimer













This information is provided with the understanding that the Trinidad and Tobago Meteorological Service makes no warranties, either expressed or implied, concerning the accuracy, completeness, reliability, or suitability of the forecast or outlook contained in this document. The information may be used freely by the public with appropriate acknowledgement of its source, but shall not be modified in content and then presented as original material.

Issue date: 2022-04-20

21 st	 20% chance of a shower	Less than 1.0 mm of rainfall is possible	Patchy cloudy skies with a light shower or two	Warm  Max/Min Temperatures °C 32.0/23.0	Feels like 33-38°C	52-62%	 Moderate easterly 20 km/h Gust 30 km/h
22 nd	 68% chance of showers	1.0 to 3.0 mm of rainfall is possible	Partly cloudy with one or two showers	Warm  Max/Min Temperatures °C 31.0/23.0	Feels like 34-37°C	57-70%	 Moderate easterly 20 km/h Gust 30 km/h
23 rd	 68% chance of showers	1.0 to 3.0 mm of rainfall is possible	Partly cloudy with one or two showers	Warm  Max/Min Temperatures °C 31.0/23.0	Feels like 34-37°C	57-68%	 Moderate easterly 20 km/h Gust 30 km/h
24 th	 68% chance of showers	1.0 to 5.0 mm of rainfall is possible	Partly cloudy with few showers	Warm  Max/Min Temperatures °C 31.5/23.0	Feels like 34-37°C	60-77%	 Moderate easterly 24 km/h Gust 34 km/h
25 th	 68% chance	1.0 to 5.0 mm of rainfall is possible	Partly cloudy with few showers	Warm  Max/Min Temperatures °C 31.5/23.0	Feels like		 Moderate easterly 24 km/h














Disclaimer

This information is provided with the understanding that the Trinidad and Tobago Meteorological Service makes no warranties, either expressed or implied, concerning the accuracy, completeness, reliability, or suitability of the forecast or outlook contained in this document. The information may be used freely by the public with appropriate acknowledgement of its source, but shall not be modified in content and then presented as original material.

	of showers	possible		Max/Min Temperatures °C 32.0/23.5	33- 36°C	65-77%	Gust 34 km/h
26 th	 68% chance of showers	1.0 to 5.0 mm of rainfall is possible	Partly cloudy with few showers	Warm  Max/Min Temperatures °C 32.0/23.5	Feels like 33- 37°C	70-77%	 Moderate south- easterly 24 km/h Gust 34 km/h
27 th	 68% chance of showers	1.0 to 5.0 mm of rainfall is possible	Partly cloudy with few showers	Warm  Max/Min Temperatures °C 32.0/23.8	Feels like 33- 38°C	57-68%	 Moderate south- easterly 20 km/h Gust 30 km/h
28 th	 20% chance of a shower	Less than 1.0 mm of rainfall is possible	Patchy cloudy skies with a light shower or two	Warm  Max/Min Temperatures °C 33.0/24.0	Feels like 37- 42°C	52-67%	 Moderate south- easterly 20 km/h Gust 30 km/h
29 th	 20% chance of a shower	Less than 1.0 mm of rainfall is possible	Patchy cloudy skies with a light shower or two	Warm  Max/Min Temperatures °C	Feels like 39-	58-65%	 Moderate easterly 20 km/h Gust






Disclaimer

This information is provided with the understanding that the Trinidad and Tobago Meteorological Service makes no warranties, either expressed or implied, concerning the accuracy, completeness, reliability, or suitability of the forecast or outlook contained in this document. The information may be used freely by the public with appropriate acknowledgement of its source, but shall not be modified in content and then presented as original material.

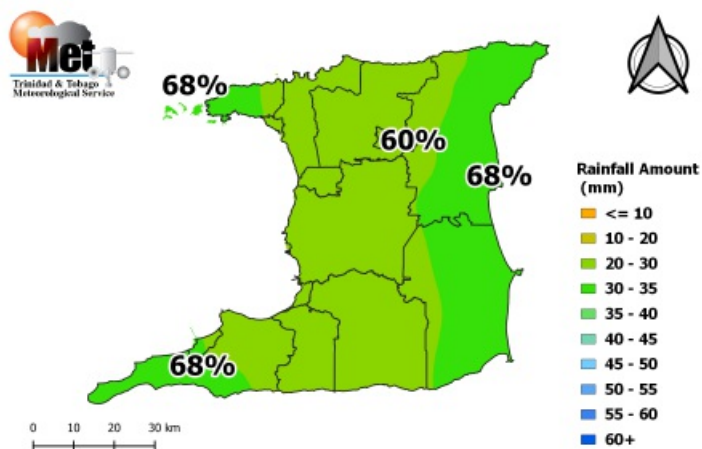
				33.0/24.0	41°C		30 km/h
30 th	 68% chance of showers	1.0 to 3.0 mm of rainfall is possible	Partly cloudy with one or two showers	Warm  Max/Min Temperatures °C 33.0/24.0	Feels like 36-41°C	48-64%	 Moderate easterly 20 km/h Gust 30 km/h
1 st	 60% chance of showers	1.0 to 3.0 mm of rainfall is possible	Partly cloudy with one or two showers	Warm  Max/Min Temperatures °C 33.0/24.0	Feels like 37-44°C	52-70%	 Moderate easterly 20 km/h Gust 30 km/h
2 nd	 60% chance of showers	1.0 to 3.0 mm of rainfall is possible	Partly cloudy with one or two showers	Warm  Max/Min Temperatures °C 32.0/24.0	Feels like 35-47°C	40-74%	 Moderate easterly 20 km/h Gust 30 km/h
3 rd	 60% chance of showers	1.0 to 2.0 mm of rainfall is possible	Partly cloudy with one or two showers	Warm  Max/Min Temperatures °C 33.0/23.5	Feels like 38-42°C	54-67%	 Moderate easterly 20 km/h Gust 30 km/h
		1.0 to 2.0	Partly cloudy	Warm			 Moderate south-

Disclaimer

This information is provided with the understanding that the Trinidad and Tobago Meteorological Service makes no warranties, either expressed or implied, concerning the accuracy, completeness, reliability, or suitability of the forecast or outlook contained in this document. The information may be used freely by the public with appropriate acknowledgement of its source, but shall not be modified in content and then presented as original material.

4 th		mm of rainfall is possible	with one or two showers	 Max/Min Temperatures °C 33.0/23.5	Feels like 38-42°C	54-67%	easterly 20 km/h Gust 30 km/h
5 th		1.0 to 2.0 mm of rainfall is possible	Partly cloudy with one or two showers	Warm  Max/Min Temperatures °C 33.0/23.5	Feels like 38-42°C	54-67%	 Moderate easterly 20 km/h Gust 30 km/h

Trinidad Rainfall Forecast for the 15-Day period of April/May (21st – 5th) 2022



Disclaimer

This information is provided with the understanding that the Trinidad and Tobago Meteorological Service makes no warranties, either expressed or implied, concerning the accuracy, completeness, reliability, or suitability of the forecast or outlook contained in this document. The information may be used freely by the public with appropriate acknowledgement of its source, but shall not be modified in content and then presented as original material.

Issue date: 2022-04-20

Figure 1. Rainfall map of Trinidad showing expected mean rainfall totals for districts across Trinidad during the 15-day period (21st-5th) April/May 2022 and percentage probability of occurrence.

Eastern, and North-Eastern areas

Moderate chance (68%) of mean daily rainfall up to 3.3 mm.

South-Eastern areas

Moderate chance (68%) of mean daily rainfall up to 3.5 mm.

Southern areas

Moderate chance (60%) of mean daily rainfall up to 3.1 mm.

South-Western areas

Moderate chance (68%) of mean daily rainfall up to 3.0 mm.

Central, West-Central, and inland areas

Moderate chance (60%) of mean daily rainfall up to 2.5 mm.

Northern, North-Western areas

Moderate chance (68%) of mean daily rainfall up to 2.9 mm.

Tobago Rainfall Forecast for the 15-Day period of April/May (21st –5th) 2022

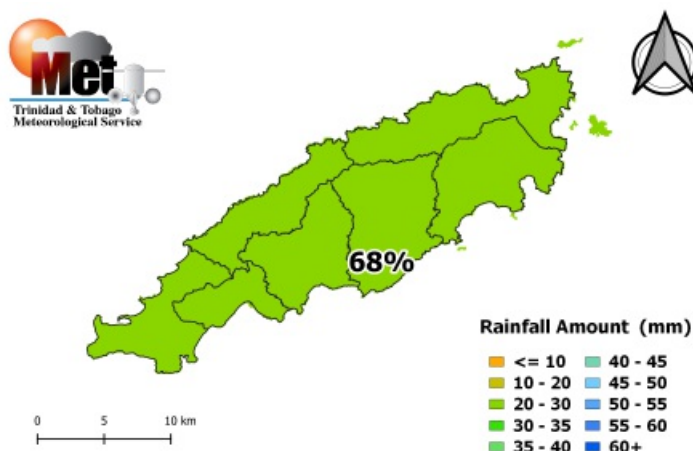


Figure 2. Rainfall map of Tobago showing expected mean rainfall totals for districts across Tobago during the 15-day

Disclaimer

This information is provided with the understanding that the Trinidad and Tobago Meteorological Service makes no warranties, either expressed or implied, concerning the accuracy, completeness, reliability, or suitability of the forecast or outlook contained in this document. The information may be used freely by the public with appropriate acknowledgement of its source, but shall not be modified in content and then presented as original material.

period (21st-5th) April/May 2022 and percentage probability of occurrence.

North-Eastern areas

Moderate chance (68%) of mean daily rainfall up to 2.5 mm.

South-Western areas

Moderate chance (68%) of mean daily rainfall up to 2.5 mm.

Sun and Moon Positions in the Sky April/May (21st-5th) 2022

The sun is presently at 11.6 degrees North latitude and with this position, the day-length or number of sunlight hours in Trinidad and Tobago from April 11th will be 12 hours and 24 minutes, increasing slowly to 12 hours and 32 minutes by the 5th of May 2022. According to the moon phases the 25th, 26th, 30th (New Moon Phase), 1st, 4th and 5th of April/May are good days for planting aboveground crops, while the 21st, 22nd, 29th are good days to plant belowground crops. However, the 23rd (Third Quarter Moon Phase), 24th, 27th, 28th, 2nd and 3rd of April/May 2022, are poor planting days. These days should be used for removing weeds, clearing land and ploughing fields.

Highlighted Possible Impacts on Agriculture:

Farmlands in Trinidad and particularly Tobago received low amounts of rainfall during the second dekad (11th-19th) of April. During this third 15-day forecast period of (21st to 5th) April/May 2022, expect similarly small rainfall amounts to occur as compared to the second 15-day (11th to 25th) April forecast period. Partly cloudy periods with few showers will interrupt sunny and hazy days. Slightly wetter conditions are most likely on the northeastern, eastern, southeastern, southwestern and northwestern parts of Trinidad, and Tobago.

There is a high probability (80%) chance for crop irrigation measures during the forecast period due to expected low rainfall amounts. However, livestock should be provided with fresh cool water during this forecast period to rehydrate. There is a moderate probability (70%) chance of heat stress in young livestock, newly germinated and transplanted seedlings onto fields. There is also a moderate probability (60%) chance for fungi spread, insect pests and warm weather diseases to develop in crop beds. River levels will remain at low levels during this forecast period.

Weather Assessment for the period April (11th-19th) 2022

Mostly warm, dry, hazy and at times windy conditions occurred across Trinidad and Tobago during the 11th to 19th of April 2022. Only one wet day with rainfall of 10.0 mm or more occurred on the 13th of April over eastern, central and southern areas of Trinidad only, otherwise mostly sunny and hazy conditions with few showers. Warm days, warm winds, low river levels and low moisture content in soils may have stymied crop growth and development in general on agricultural lands and vegetation growth in pastures. The rainfall totals maps for the period, 11th to 19th of April for Trinidad and Tobago are located below as figure 1 and figure 2.

Disclaimer

This information is provided with the understanding that the Trinidad and Tobago Meteorological Service makes no warranties, either expressed or implied, concerning the accuracy, completeness, reliability, or suitability of the forecast or outlook contained in this document. The information may be used freely by the public with appropriate acknowledgement of its source, but shall not be modified in content and then presented as original material.

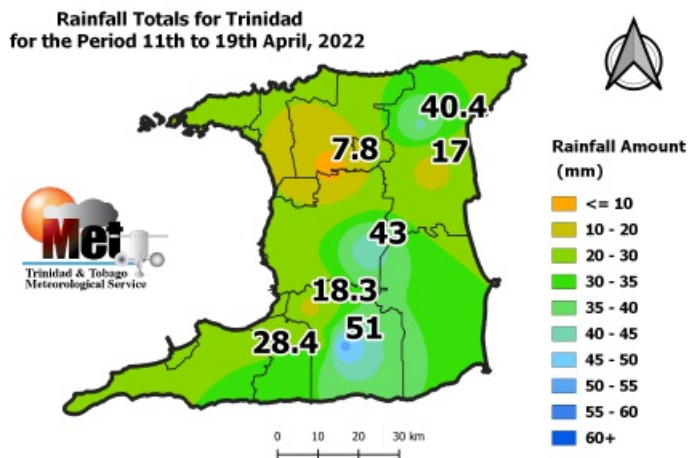


Figure 1. Rainfall map of Trinidad showing measured rainfall totals for varying districts during period 11th to 19th April 2022.

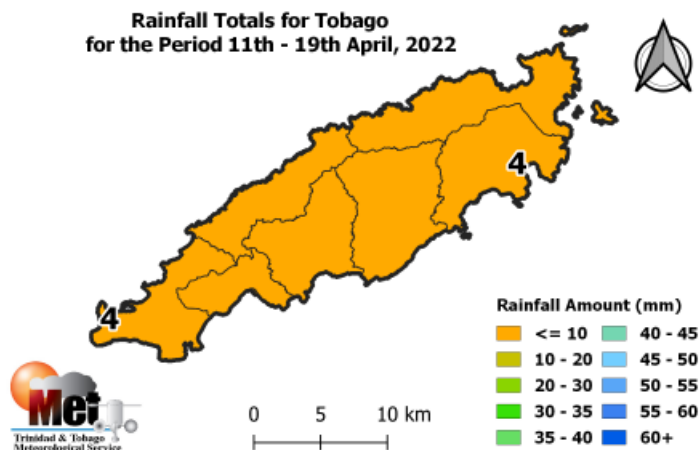


Figure 2. Rainfall map of Tobago showing measured rainfall totals for varying districts during period 11th to 19th April 2022.

Temperatures:

Temperatures were cool to warm during the period 11th to 19th of April, as minimum nighttime temperature fell to 22.8 °C and maximum daytime temperature rose to 31.7 °C, in Trinidad.

Similarly, Tobago temperatures were cool to warm during the period 11th to 19th of April, with the minimum nighttime temperature fell to

Disclaimer

This information is provided with the understanding that the Trinidad and Tobago Meteorological Service makes no warranties, either expressed or implied, concerning the accuracy, completeness, reliability, or suitability of the forecast or outlook contained in this document. The information may be used freely by the public with appropriate acknowledgement of its source, but shall not be modified in content and then presented as original material.

23.4 °C and the maximum daytime temperature rose to 31.7 °C.

Summary

Summary of Expected Weather: Low rainfall amounts are expected on twelve of the fifteen days. Relatively wet days with rainfall amounts ranging between 1.0 mm and 5.0 mm are expected on the 22nd-27th and the 30th-5th of April/May 2022. However, relatively dry days with rainfall amounts less than 1.0 mm are expected on the 21st, 28th and 29th of April 2022. Trinidad: Partly cloudy periods are expected on the 22nd-27th and the 30th-5th of April/May 2022, which is likely to bring mostly light rainfall in farmlands across northeastern, eastern and southeastern, southwestern and northwestern parts of Trinidad. The daily rainfall totals are forecast to range between 1.0 mm to 5.0 mm across different farmlands, with fifteen-day rainfall totals ranging between 25.0 mm and 35.0 mm. The occasionally moderate rains are expected over farmlands in the northeastern areas of Sangre Grande, Fishing Pond; eastern areas of Plum Mitán, Nariva and Manzanilla; southeastern areas of Mayaro, Guayaguayare and Moruga, southwestern areas of La Brea, Point Fortin, Chatham and Cedros and northwestern areas of Carenage, Diego Martín and Chaguaramas. However, three relatively dry days with rainfall amounts less than 1.0 mm are expected on the 21st, 28th and 29th of April 2022. Tobago: Tobago will experience similar conditions as Trinidad. Partly cloudy periods on the 22nd-27th and the 30th-5th of April/May 2022, will likely bring mostly light rainfall across farmlands in Tobago. The daily rainfall totals are forecast to range between 1.0 mm to 5.0 mm across different farmlands, with the fifteen-day rainfall totals averaging around 25.0 mm across the island. However, three relatively dry days with rainfall amounts less than 1.0 mm are expected on the 21st, 28th and 29th of April 2022. Temperatures & Winds: Trinidad and Tobago is approaching its heat season period, maximum temperatures are expected to remain warm, with temperatures ranging between 31.0°C to 33.0°C throughout the period. However, temperatures are expected to have a real-feel or feels-like between 33.0°C to 47.0°C on most days. The minimum temperatures will range between 23.0°C to 24.0°C during most nights/early mornings, dropping lower in rural areas and valleys. Mostly moderate easterly winds of an average speed of 20 km/h are expected, with gusts of 34 km/h at times. Low rainfall totals, mostly average wind speeds, warm days and warm feels-like temperatures will sustain average evapo-transpiration rates in crops ranging between 6.0 to 10.0 millimeters per day. Moisture levels: Over the fifteen-day period across Trinidad and Tobago, moisture levels are expected to be low, with average daytime relative humidity values in the lower-40s to upper-70s, in terms of percentage.

Disclaimer

This information is provided with the understanding that the Trinidad and Tobago Meteorological Service makes no warranties, either expressed or implied, concerning the accuracy, completeness, reliability, or suitability of the forecast or outlook contained in this document. The information may be used freely by the public with appropriate acknowledgement of its source, but shall not be modified in content and then presented as original material.