

Agro-meteorological Bulletin and Assessment for Farmers and Livestock Producers of Trinidad and Tobago for the Second Dekad (11th - 20th) of March, 2022

Definitions used in the forecast and bulletin:

Term		Meaning
Dekad		10 day rainfall measuring period
Rain Day		A day with 1.0 mm or more of rainfall amount
Wet Day		A day with 10.0 mm or more rainfall amount
Extremely Wet Day		A day with 25.0 mm or more of rainfall amount
Normal Rainfall		Between 75% and 125% of the average
Below Normal Rainfall		Rainfall below 75% of the average
Above Normal Rainfall		Rainfall in excess of 125% of the average
Much Below Normal Rainfall		Rainfall below 50% of the average
Much Above Normal Rainfall		Rainfall above 150% of the average
Scanty Rainfall		Less than 1 mm
Moderate Rainfall		1-10 mm
Heavy Rainfall		10-50 mm
Very Heavy Rainfall		Greater than 50 mm
Probability of 1-30 %		Low Chance
Probability of 30-70 %		Moderate Chance
Probability greater than 70 %		High Chance
Term	Amount of Rain	Type of day
Scanty Rainfall	Less than 1 mm	Relatively dry day
Moderate Rainfall	1-10 mm	Relatively wet day
Heavy Rainfall	10-50 mm	Wet day
Very Heavy Rainfall	Greater than 50 mm	Excessively wet day














Weather Bulletin for Farmers and Livestock Producers of Trinidad and Tobago for the 15-day period (11th – 25th) of March 2022

Date	Weather	Temperature	Heat Real Feel	Day Moisture (Relative) (Humidity)	Wind

Disclaimer













This information is provided with the understanding that the Trinidad and Tobago Meteorological Service makes no warranties, either expressed or implied, concerning the accuracy, completeness, reliability, or suitability of the forecast or outlook contained in this document. The information may be used freely by the public with appropriate acknowledgement of its source, but shall not be modified in content and then presented as original material.

Issue date: 2022-03-10

11 th	 65% chance of showers	1.0 to 3.0 mm of rainfall is possible	Intermittent cloudy periods with showers	Warm  Max/Min Temperatures °C 31.0/23.0	Feels like 36-39°C	66-73%	 Moderate north-easterly 20 km/h Gust 30 km/h
12 th	 60% chance of showers	1.0 to 2.0 mm of rainfall is possible	Partly cloudy with one or two showers	Warm  Max/Min Temperatures °C 31.0/23.0	Feels like 36-41°C	65-79%	 Moderate north-easterly 20 km/h Gust 30 km/h
13 th	 60% chance of showers	1.0 to 2.0 mm of rainfall is possible	Partly cloudy with one or two showers	Warm  Max/Min Temperatures °C 31.0/23.0	Feels like 38-44°C	70-87%	 Moderate north-easterly 20 km/h Gust 30 km/h
14 th	 65% chance of showers	1.0 to 5.0 mm of rainfall is possible	Intermittent cloudy periods with showers	Warm  Max/Min Temperatures °C 30.0/22.5	Feels like 36-39°C	75-83%	 Moderate north-easterly 20 km/h Gust 30 km/h
				Warm			 Moderate













Disclaimer

This information is provided with the understanding that the Trinidad and Tobago Meteorological Service makes no warranties, either expressed or implied, concerning the accuracy, completeness, reliability, or suitability of the forecast or outlook contained in this document. The information may be used freely by the public with appropriate acknowledgement of its source, but shall not be modified in content and then presented as original material.

15 th	 65% chance of showers	1.0 to 5.0 mm of rainfall is possible	Intermittent cloudy periods with showers	 Max/Min Temperatures °C 30.0/23.0	Feels like 36-39°C	72-81%	north-easterly 20 km/h Gust 30 km/h
16 th	 60% chance of showers	1.0 to 2.0 mm of rainfall is possible	Partly cloudy with one or two showers	Warm  Max/Min Temperatures °C 31.0/23.0	Feels like 36-39°C	60-73%	 Moderate north-easterly 20 km/h Gust 30 km/h
17 th	 40% chance of showers	1.0 to 2.0 mm of rainfall is possible	Partly cloudy with one or two showers	Warm  Max/Min Temperatures °C 31.5/23.5	Feels like 33-36°C	48-61%	 Moderate north-easterly 20 km/h Gust 30 km/h
18 th	 60% chance of showers	1.0 to 3.0 mm of rainfall is possible	Intermittent cloudy periods with showers	Warm  Max/Min Temperatures °C 31.0/23.0	Feels like 36-40°C	64-78%	 Moderate north-easterly 20 km/h Gust 30 km/h
				Warm			 Moderate









Disclaimer

This information is provided with the understanding that the Trinidad and Tobago Meteorological Service makes no warranties, either expressed or implied, concerning the accuracy, completeness, reliability, or suitability of the forecast or outlook contained in this document. The information may be used freely by the public with appropriate acknowledgement of its source, but shall not be modified in content and then presented as original material.

19 th	 20% chance of showers	Less than 1.0 mm of rainfall is possible	Patchy cloudy skies with a light shower	 Max/Min Temperatures °C 31.5/23.0	Feels like 36-38°C	60-68%	north-easterly 20 km/h Gust 30 km/h
20 th	 20% chance of showers	Less than 1.0 mm of rainfall is possible	Patchy cloudy skies with a light shower	Warm  Max/Min Temperatures °C 31.5/23.5	Feels like 36-38°C	64-68%	 Moderate north-easterly 20 km/h Gust 30 km/h
21 st	 20% chance of showers	Less than 1.0 mm of rainfall is possible	Patchy cloudy skies with a light shower	Warm  Max/Min Temperatures °C 32.0/23.0	Feels like 34-39°C	48-65%	 Moderate north-easterly 20 km/h Gust 30 km/h
22 nd	 20% chance of showers	Less than 1.0 mm of rainfall is possible	Patchy cloudy skies with a light shower	Warm  Max/Min Temperatures °C 32.0/22.5	Feels like 34-39°C	48-59%	 Moderate north-easterly 20 km/h Gust 30 km/h
		Less than	Patchy	Warm			 Moderate

Disclaimer

This information is provided with the understanding that the Trinidad and Tobago Meteorological Service makes no warranties, either expressed or implied, concerning the accuracy, completeness, reliability, or suitability of the forecast or outlook contained in this document. The information may be used freely by the public with appropriate acknowledgement of its source, but shall not be modified in content and then presented as original material.

23 rd	 20% chance of showers	1.0 mm of rainfall is possible	cloudy skies with a light shower	 Max/Min Temperatures °C 31.5/23.0	Feels like 35-38°C	57-65%	north-easterly 20 km/h Gust 30 km/h
24 th	 40% chance of showers	1.0 to 3.0 mm of rainfall is possible	Intermittent cloudy periods with showers	Warm  Max/Min Temperatures °C 31.0/23.0	Feels like 34-39°C	58-75%	 Moderate north-easterly 20 km/h Gust 30 km/h
25 th	 20% chance of showers	Less than 1.0 mm of rainfall is possible	Patchy cloudy skies with a light shower	Warm  Max/Min Temperatures °C 31.0/23.0	Feels like 35-39°C	60-75%	 Moderate north-easterly 20 km/h Gust 30 km/h

Trinidad Rainfall Forecast for the 15-Day period of March (11th–25th) 2022

Disclaimer

This information is provided with the understanding that the Trinidad and Tobago Meteorological Service makes no warranties, either expressed or implied, concerning the accuracy, completeness, reliability, or suitability of the forecast or outlook contained in this document. The information may be used freely by the public with appropriate acknowledgement of its source, but shall not be modified in content and then presented as original material.

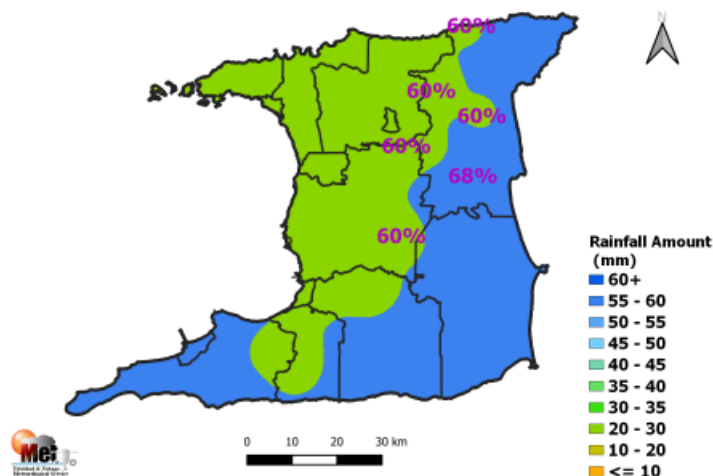


Figure 1. Rainfall map of Trinidad showing expected mean rainfall totals for districts across Trinidad during the 15-day period (11th-25th) March 2022 and percentage probability of occurrence.

Eastern, and North-Eastern areas

Moderate chance (68%) of mean daily rainfall up to 5.1 mm.

South-Eastern areas

Moderate chance (68%) of mean daily rainfall up to 6.0 mm.

Southern areas

Moderate chance (68%) of mean daily rainfall up to 5.4 mm.

South-Western areas

Moderate chance (60%) of mean daily rainfall up to 5.3 mm.

Central, West-Central, and inland areas

Moderate chance (60%) of mean daily rainfall up to 3.0 mm.

Northern, North-Western areas

Moderate chance (60%) of mean daily rainfall up to 3.0 mm.

Tobago Rainfall Forecast for the 15-Day period of March (11th-25th) 2022

Disclaimer

This information is provided with the understanding that the Trinidad and Tobago Meteorological Service makes no warranties, either expressed or implied, concerning the accuracy, completeness, reliability, or suitability of the forecast or outlook contained in this document. The information may be used freely by the public with appropriate acknowledgement of its source, but shall not be modified in content and then presented as original material.

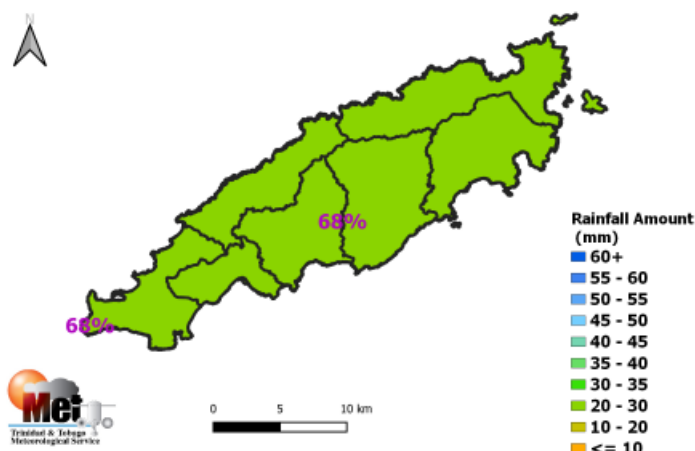


Figure 2. Rainfall map of Tobago showing expected mean rainfall totals for districts across Tobago during the 15-day period (11th-25th) March 2022 and percentage probability of occurrence.

North-Eastern areas

Moderate chance (68%) of mean daily rainfall up to 3.0 mm.

South-Western areas

Moderate chance (68%) of mean daily rainfall up to 3.0 mm.

Sun and Moon Positions in the Sky March (11th-25th) 2022

The sun is presently at 4.3 degrees South latitude and with this position, the day-length or number of sunlight hours in Trinidad and Tobago from March 11th will be 12 hours and 01 minute, increasing slowly to 12 hours and 10 minutes by 25th March 2022. According to the moon phases 11th and 12th of March are good days for planting aboveground crops, while 18th (Full Moon phase), 19th, 20th, 21st, 24th and 25th (Third Quarter Moon phase) of March 2022 are good days for planting belowground crops. However, 13th, 14th, 15th, 16th, 17th, 22nd and 23rd of March 2022, are poor planting days. These days should be used for removing weeds, clearing land and ploughing fields.

Highlighted Possible Impacts on Agriculture:

Farmlands in Trinidad and Tobago received moderate amounts of rainfall during the first dekad (1st-9th) of March. During this Second 15-day forecast period of (11th to 25th) March 2022, expect similar rainfall amounts to occur as compared to the first 15-day (1st to 15th) March forecast period. Partly cloudy periods with few showers will interrupt sunny and hazy days. Wetter conditions are most likely on the northeastern, southeastern and southwestern parts of Trinidad, and Tobago.

There is a moderate probability (40%) chance for crop irrigation measures during the first eight days due to expected rainfall amounts but will increase to a high probability of 80% due to drier days afterwards. However, livestock should be

Disclaimer

This information is provided with the understanding that the Trinidad and Tobago Meteorological Service makes no warranties, either expressed or implied, concerning the accuracy, completeness, reliability, or suitability of the forecast or outlook contained in this document. The information may be used freely by the public with appropriate acknowledgement of its source, but shall not be modified in content and then presented as original material.

provided with fresh cool water particularly on warmer, drier periods to rehydrate. There is a low probability (10%) chance of heat stress in young livestock, newly germinated and transplanted seedlings onto fields. There is also a low probability (20%) chance for fungi spread, insect pests and warm weather diseases to develop in crop beds. River levels will move from low to moderate levels at times, particularly on March 14th and 15th, 2022.

Weather Assessment for the period March (1st -9th) 2022.

A mixture of wet and dry conditions occurred across Trinidad and Tobago during the 1st to 9th of March 2022. Wet days with rainfall of 10.0 mm or more occurred on the 5th, 7th and 8th of March over northeastern areas of Trinidad, otherwise mostly sunny and hazy conditions with few showers. Warm days, warm winds, moderate to low river levels and moderate to low moisture content in soils may have assisted in crop growth and development in general on agricultural lands and vegetation growth in pastures. The rainfall totals maps for the period, 1st to 9th of March for Trinidad and Tobago are located below as figure 1 and figure 2.

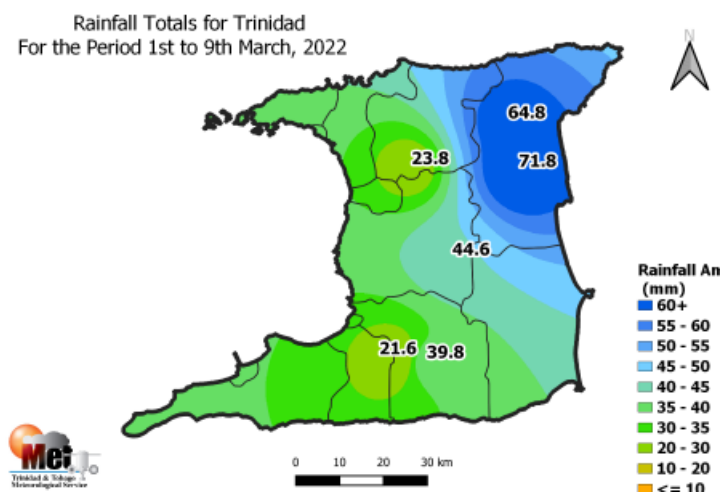


Figure 1. Rainfall map of Trinidad showing measured rainfall totals for varying districts during period 1st to 9th March 2022.

Disclaimer

This information is provided with the understanding that the Trinidad and Tobago Meteorological Service makes no warranties, either expressed or implied, concerning the accuracy, completeness, reliability, or suitability of the forecast or outlook contained in this document. The information may be used freely by the public with appropriate acknowledgement of its source, but shall not be modified in content and then presented as original material.

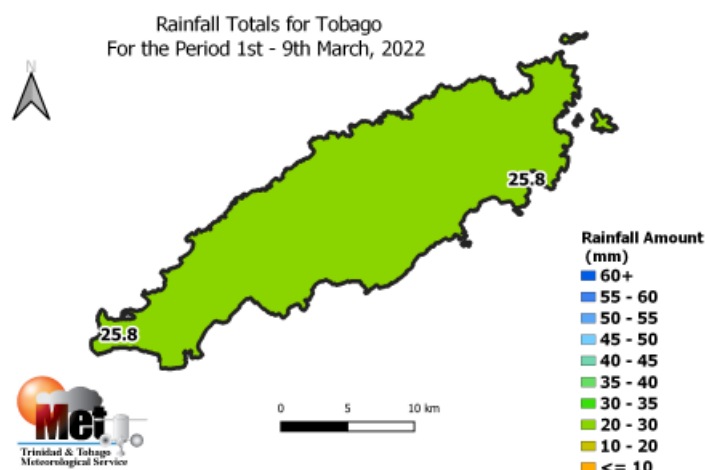


Figure 2. Rainfall map of Tobago showing measured rainfall totals for varying districts during period 1st to 9th March 2022.

Temperatures:

Temperatures were cool to warm during the period as minimum daytime temperatures of 21.4 °C and maximum temperature of 31.8 °C, in Trinidad.

In Tobago, temperatures were cool to warm, with minimum daytime temperatures of 22.5 °C and maximum temperature of 30.9 °C

Summary

Summary of Expected Weather: Light to moderate rainfall amounts are expected on nine of the fifteen days. Nine relatively wet days with rainfall amounts ranging between 1.0 mm and 5.0 mm are expected from the 11th, 12th, 13th, 14th, 15th, 16th, 17th, 18th and 24th of March and six relatively dry days with rainfall amounts less than 1.0 mm are expected on the 19th, 20th, 21st, 22nd, 23rd and 25th of March 2022. Trinidad: Partly cloudy periods are expected only on 11th, 12th, 13th, 14th, 15th, 16th, 17th, 18th and 24th of March, which is likely to bring light occasionally moderate rainfall in farmlands across northeastern, southeastern and southwestern parts of Trinidad. The daily rainfall totals are forecast to range between 1.0 mm to 5.0 mm across different farmlands, with fifteen-day rainfall totals ranging between 30.0 mm and 60.0 mm. The moderate rains are expected over farmlands in the northeastern areas of Sangre Grande, Fishing Pond, Plum Mitán; southeastern areas of Mayaro, Guayaguayare and Moruga; and southwestern areas of Point Fortin, La Brea, Palo Seco, Granville and Cedros. However, six relatively dry days with rainfall amounts less than 1.0 mm are expected on the 19th, 20th, 21st, 22nd, 23rd and 25th of March 2022. Tobago: Tobago will experience partly cloudy conditions on 11th, 12th, 13th, 14th, 15th, 16th, 17th, 18th and 24th of March, which will likely bring light occasionally moderate rainfall mostly across farmlands in southwestern parts of Tobago. The daily rainfall totals are forecast to range between 1.0 mm to 5.0 mm across different farmlands, with the fifteen-day rainfall totals averaging around 30.0 mm across the island. However, six relatively dry days with rainfall amounts less than 1.0 mm are

Disclaimer

This information is provided with the understanding that the Trinidad and Tobago Meteorological Service makes no warranties, either expressed or implied, concerning the accuracy, completeness, reliability, or suitability of the forecast or outlook contained in this document. The information may be used freely by the public with appropriate acknowledgement of its source, but shall not be modified in content and then presented as original material.

expected on the 19th, 20th, 21st, 22nd, 23rd and 25th of March 2022. Temperatures & Winds: The maximum temperatures are expected to remain warm, with temperatures ranging between 30.0oC to 32.0oC throughout the period. However, temperatures are expected to have a real-feel or feels-like between 36.0oC to 40.0oC on most days. The minimum temperatures will range between 22.5oC to 23.5oC during most nights/early mornings, dropping lower in rural areas and valleys. Mostly moderate northeasterly winds of an average speed of 20 km/h are expected, with gusts of 30 km/h at times. Low to moderate rainfall totals, mostly average wind speeds, warm days and low feels-like temperatures will sustain average evapo-transpiration rates in crops ranging between 4.0 to 9.0 millimeters per day. Moisture levels: Over the fifteen-day period across Trinidad and Tobago, moisture levels are expected to be moderate to low, with average daytime relative humidity values in the upper-40s to upper-80s, in terms of percentage.

Disclaimer

This information is provided with the understanding that the Trinidad and Tobago Meteorological Service makes no warranties, either expressed or implied, concerning the accuracy, completeness, reliability, or suitability of the forecast or outlook contained in this document. The information may be used freely by the public with appropriate acknowledgement of its source, but shall not be modified in content and then presented as original material.