

# Rainfall frequency and extreme forecasts

—

## Wet days and Wet spells Outlooks June to August 2021

**Dr. Cedric VAN MEERBEECK<sup>1</sup>, Dr. Teddy ALLEN<sup>1</sup>, Dr. Simon MASON<sup>2</sup>,  
Dr. Ángel MUÑOZ<sup>2</sup>, Wazita Scott<sup>1</sup>, Dale Destin<sup>3</sup>**

<sup>1</sup>Caribbean Institute for Meteorology and Hydrology (CIMH), Barbados

<sup>2</sup>International Research Institute for Climate and Society (IRI), USA

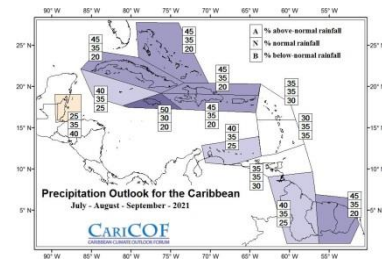
<sup>3</sup>Antigua and Barbuda Meteorological Services



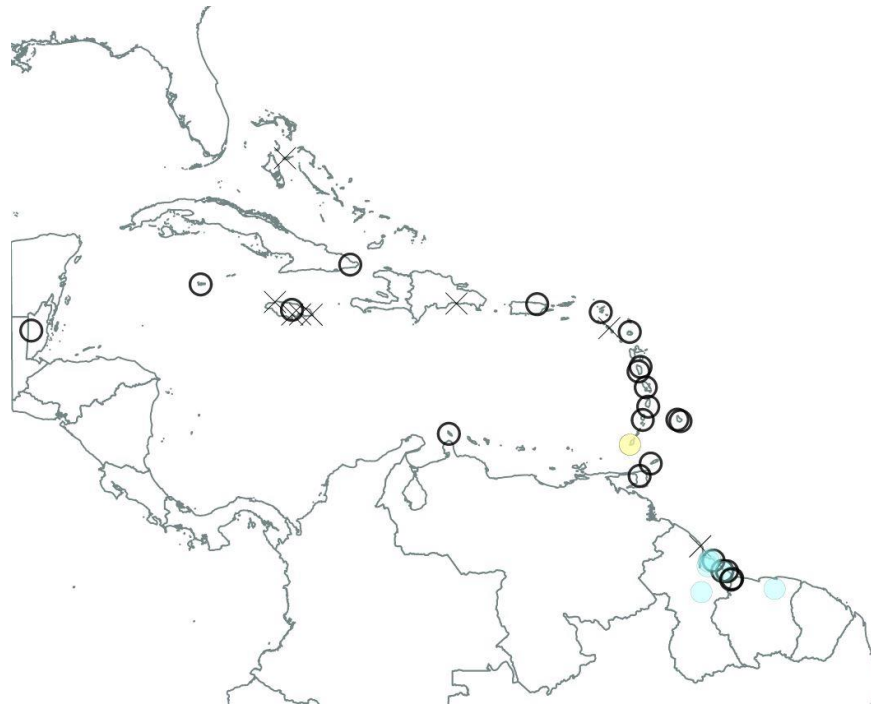
# Wet day frequency shifts

## Forecast for: July to September 2021

### Precipitation outlook



### JAS 2021 Frequency of wet days



**USUALLY:** USUALLY: Out of 92 days in Jul-Aug-Sep, there are about 35 to 59 wet days in relatively flat areas of Belize and the islands, but 50 to 65 in mountainous areas and in coastal Guianas (ABC Islands: 5-15).

**FORECAST:** Wetter conditions in most areas with the likely exception of Belize. At this time, there is little indication of changes from the usual number of wet days in the forecasts in most areas (*low confidence*).

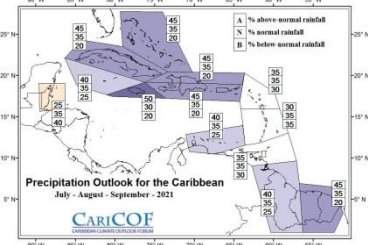
### IMPLICATIONS:

- Outdoor activity disruptions due to rainfall should become more frequent due to the usual increase in the number of wet days into September in most places, but less frequent in the Guianas.
- Decreasing surface wetness could make environmental conditions progressively less conducive to moisture related pests in the Guianas.

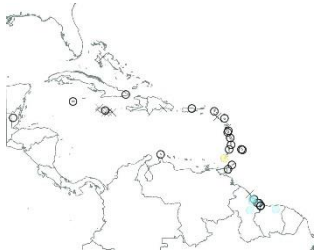
# Wet spells frequency shifts

## Forecast for: July to September 2021

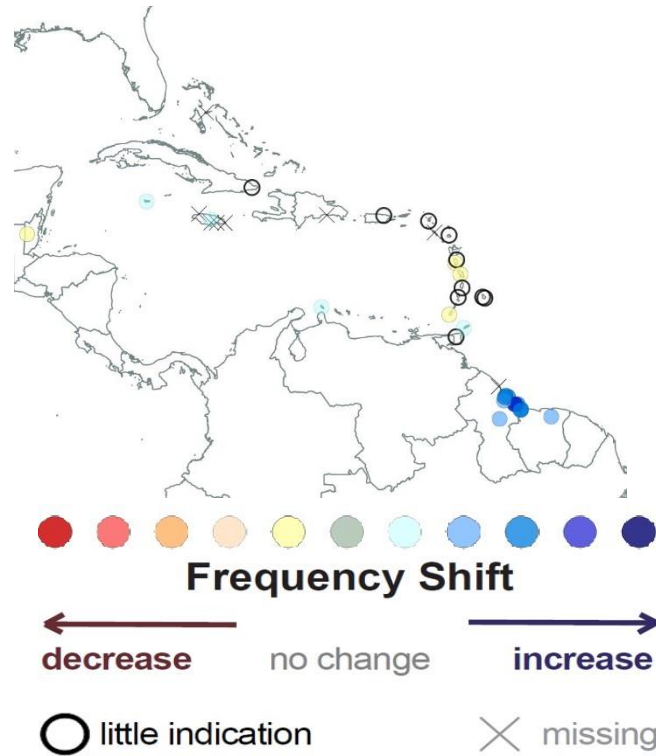
### Precipitation outlook



### Wet days outlook



### JAS 2021 frequency of 7-day wet spells



### JAS 2021 frequency of 7-day very wet spells



**USUALLY:** 3 to 6 wet spells (ABC Islands: up to 3) occur from July to September, with 1 to 3 of them ending up very wet (ABC Islands: up to 2).

**FORECAST:** Wetter conditions in most areas with the likely exception of Belize. At this time, there is little indication of changes from the usual number of wet days and wet spells in the forecasts in most areas (*low confidence*), except for a significantly higher than usual number of wet spells in the Guianas (*medium to high confid.*). Very wet spells are forecast to be more frequent than usual in most locations (*medium to high confid.*).

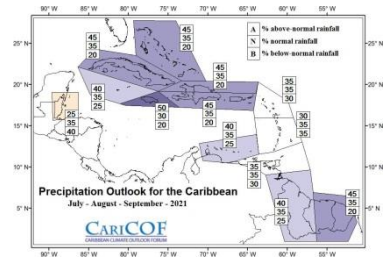
### IMPLICATIONS:

- Accelerating recharge rates of large water reservoirs and soil moisture, except in the Guianas after July.
- The chance of successive very wet spells translates to flood potential rising from moderate in July to high in September in Belize and most islands (except the ABC Islands), but decreasing from extremely high in July to moderate potential in September in the Guianas.

# Extreme wet spells frequency shifts

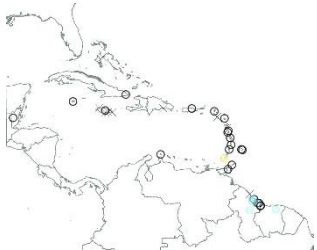
## Forecast for: July to September 2021

Precipitation outlook



**JAS 2021 frequency of  
*extreme (top 1%) 3-day wet spells***

Wet days outlook



Wet spells outlook





# July to September 2021

	No. of wet days		No. of 7-day wet spells (20% wettest)		No. of 7-day very wet spells (10% wettest)		No. of 3-day extremely wet spells (1% wettest)	
	Climatology	Forecast	Climatology	Forecast	Climatology	Forecast	Climatology	Forecast
Antigua (VC Bird)	29-42	30-43	2.6-5.1	2.4-5.4	0.9-3	0.9-3.9	0-1	0-1.6
Aruba (Beatrix)	6-17	6-19	1.3-4	0.9-4.6	0.4-2.2	0.3-2.9	0-1	0-0.9
Barbados (CIMH)	37-49	36-49	3.4-6.4	3.6-6.8	1.5-3.4	1.6-4.3	0-1	0-1.4
Barbados (GAIA)	39-49	39-51	3.9-6.5	3.8-6.9	1.7-3.9	1.4-4.2	0-1.1	0-1.6
Belize (C. Farm)	36-49	33-50	2.7-5.6	2.6-5.9	1.3-3.4	1.1-3.4	0-1.1	0-1.5
Cayman	31-46	29-48	3.4-6.4	3.5-7.8	1.3-3.5	1.4-4.7	0-1	0-1.5
Cuba (Punta Maisi)	10-18	11-19	1.3-3.9	1.1-4.3	0.4-1.8	0.2-1.9	0-1	0-1.2
Dom. Republic (Las Americas)								
Dominica (Canefield)	52-65	50-65	3.7-7.4	3.4-8	1.8-5.5	1.2-6.3	0-2.5	0-2.5
Dominica (Douglas Charles)	56-70	54-71	3-6.9	3-6.5	0.9-3.4	1-4.3	0-1	0-1.2
Grenada (MBIA)	39-48	36-51	3.8-6.4	3-6.2	1.7-3.7	1.4-5.3	0-2	0-1.7
Guyana_73	17-26	16-27	1.7-3.9	1.7-5.1	0.4-2.6	0.8-3.2	0-0.1	0-0.1
Guyana (Albion)	26-42	25-43	2.1-4.8	2.7-6.2	0.9-3	1-3.7	0-1	0-1.1
Guyana (Blairmont)	33-46	31-46	2.1-5.1	2.7-6.8	0.9-2.6	1.1-3.8	0-1	0-1
Guyana (Charity)								
Guyana (Enmore)	28-42	25-47	1.7-4.3	1.9-5.6	0.4-2.7	0.7-3.7	0-1	0-0.5
Guyana (Georgetown)	35-51	34-54	1.7-4.3	2.1-5.8	0.4-2.6	0.9-3.5	0-1	0-0.2
Guyana (Greatfall)								
Guyana (New Amsterdam)	31-44	31-45	1.7-5.1	2.6-6.5	0.9-2.6	1.1-3.7	0-1	0-1
Guyana (Skeldon)	32-38	30-40	2.1-3.9	2.2-5	0.9-2.6	0.8-3.4	0-1	0-1.7
Guyana (Timehri)	45-58	44-60	2.1-4.7	2.4-5.2	0.9-2.6	0.8-2.9	0-1	0-0.9
Guyana_Wales	39-52	38-53	2.1-4.3	2.5-6.3	0.9-2.6	0.9-3.9	0-1	0-0.8
Jamaica (Worthy Park)	29-42	27-43	2.6-5.6	2.6-6.4	0.9-3.1	1.2-4.8	0-2	0-2.3
Martinique (FDF Desaix)	52-64	51-65	3.9-7.3	3.4-6.6	1.7-3.9	1.1-3.6	0-1.1	0-1.9
Puerto Rico (San Juan)	36-50	36-53	3-5.6	2.8-6.1	0.9-3.5	1.4-4.2	0-1	0-1.7
St. Lucia (Hewanorra)	44-59	43-59	3.4-5.6	3.3-6.2	1.7-3.4	1.2-3.9	0-1	0-1.6
St. Maarten (TNCM)	33-49	30-48	2.3-5.6	2.1-5.4	0.9-3.1	0.9-3.7	0-1	0-1.2
St. Vincent (ET Joshua)	56-65	54-65	3.4-5.6	3.2-5.6	1.3-3.4	1.4-3.7	0-1.1	0-1.3
Suriname (Zanderij)	36-51	35-53	1.7-3.4	2-4.3	0.9-1.7	0.7-2.8	0-1	0-1.4
Tobago (ANR Robinson)	47-59	47-59	3.9-6.5	3.6-6.7	1.5-3.5	1.2-3.8	0-1	0-1.6
Trinidad (Piarco)	35-53	36-54	3.4-5.6	3.3-6.1	1.7-3.4	1.5-3.3	0-1	0-1.3

**brown** is a decrease in frequency, **light blue** an increase, **grey** none are expected



**CARICOF**  
CARIBBEAN CLIMATE OUTLOOK FORUM

*caricof@cimh.edu.bb*

*rcc.cimh.edu.bb*

Caribbean Institute for Meteorology and Hydrology

TEL: (246) 425-1362/3 | FAX: (246) 424-4733