

# Rainfall frequency and extreme forecasts

—

## Wet days and Wet spells Outlooks February to April 2021

**Dr. Cedric VAN MEERBEECK<sup>1</sup>, Dr. Teddy ALLEN<sup>1</sup>, Dr. Simon MASON<sup>2</sup>,  
Ángel MUÑOZ<sup>2</sup>, Wazita Scott<sup>1</sup>, Dale Destin<sup>3</sup>**

<sup>1</sup>Caribbean Institute for Meteorology and Hydrology (CIMH), Barbados

<sup>2</sup>International Research Institute for Climate and Society (IRI), USA

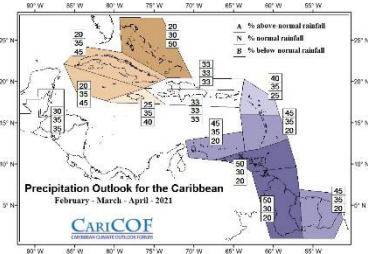
<sup>3</sup>Antigua and Barbuda Meteorological Services



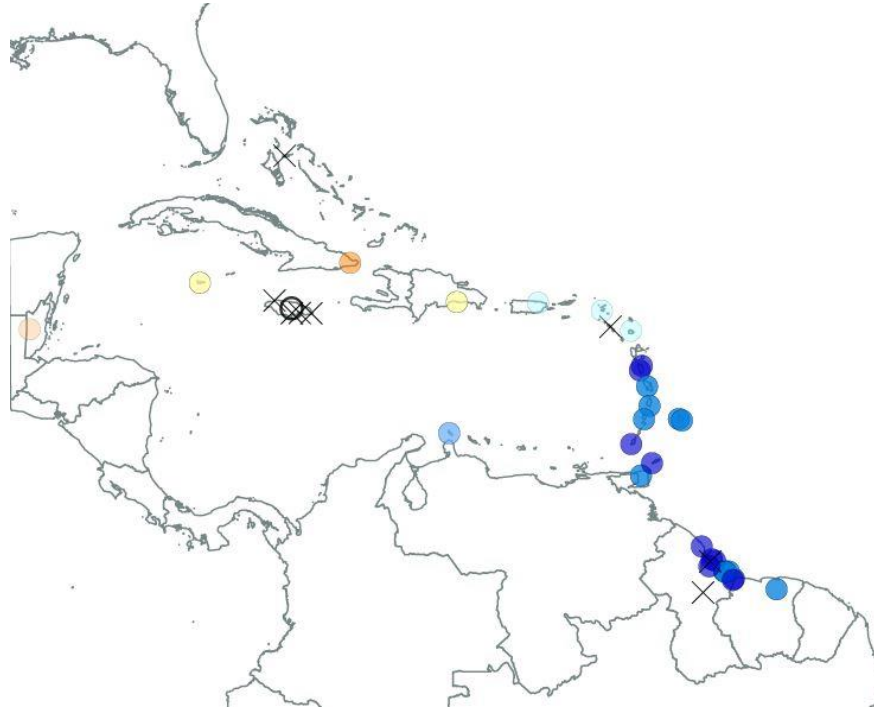
# Wet day frequency shifts

## Forecast for: February to April 2021

Precipitation outlook



### FMA 2021 Frequency of wet days



**USUALLY:** Out of 90 days in Feb-Mar-Apr, there are about 15 to 30 wet days (ABC Islands: 5-15; coastal Guianas: 20-45).

**FORECAST:** FMA rainfall may be wetter than usual in the ABC Islands, the Guianas, and the Lesser Antilles with up to 25% more wet days than usual from **Dominica southwards** (*medium to high confidence*), but usual or drier elsewhere with, possibly, a slight decrease in the number of wet days from the usual (*low confid.*).

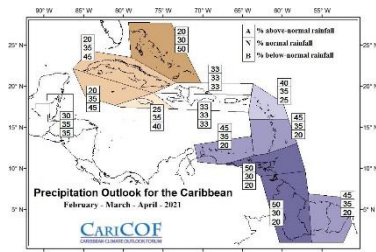
### IMPLICATIONS:

- Potentially optimal weather for outdoor activities on most days through March in view of the low number of wet days from the Dominican Republic westwards.
- Limited wildfire potential and local airborne dust towards April from Dominica southwards, but a possible increase from the Dom. Rep. westwards.

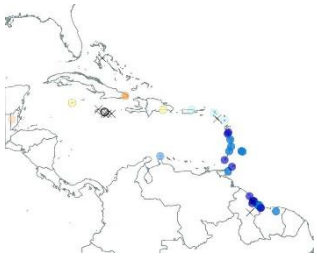
# Wet spells frequency shifts

## Forecast for: February to April 2021

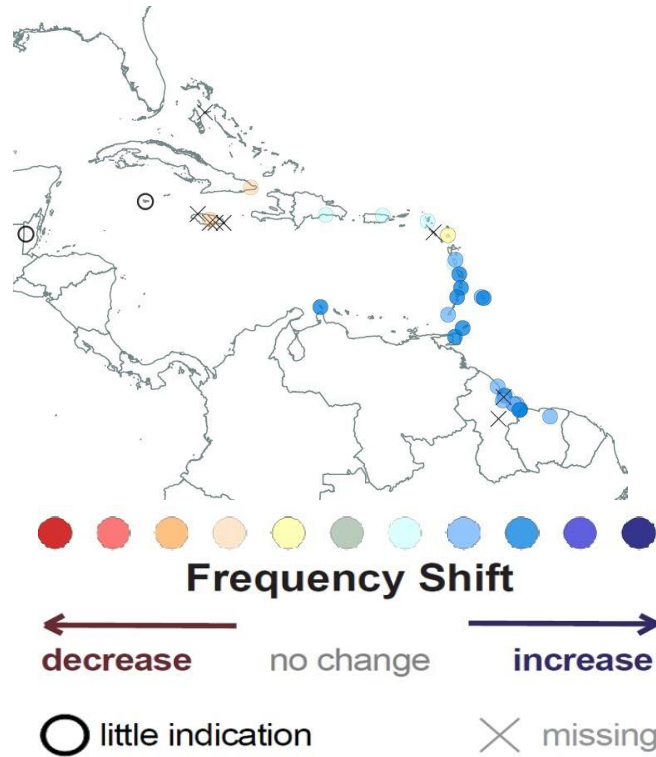
### Precipitation outlook



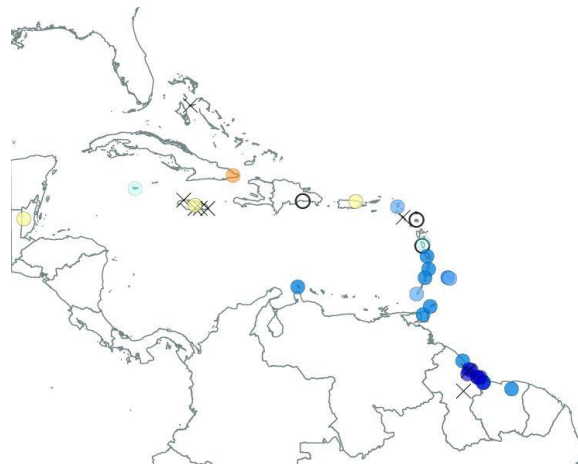
### Wet days outlook



### FMA 2021 frequency of 7-day wet spells



### FMA 2021 frequency of 7-day very wet spells



**USUALLY:** Up to 3 wet spells (coastal Guianas: up to 4) occur from Feb to Apr, with up to 1 of them ending up very wet (coastal Guianas: up to 2).

**FORECAST:** FMA rainfall may be wetter than usual in the ABC Islands, the Guianas, and the Lesser Antilles with up to 25% more wet days, up to twice more wet spells and very wet spells than usual from Dominica southwards (*medium to high confidence*), but usual or drier elsewhere with, possibly, a slight decrease in the number of wet days and very wet spells from the usual (*low confid.*).

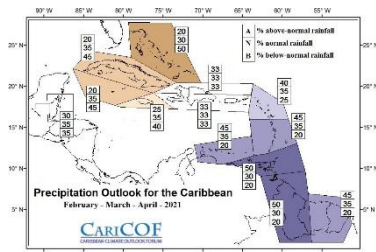
### IMPLICATIONS:

- Slower depletion of water reservoirs than usual for the core of the dry season from Dominica southwards.
- Increased flooding potential from Dominica southwards in the islands starting April and in the coastal Guianas throughout the period.

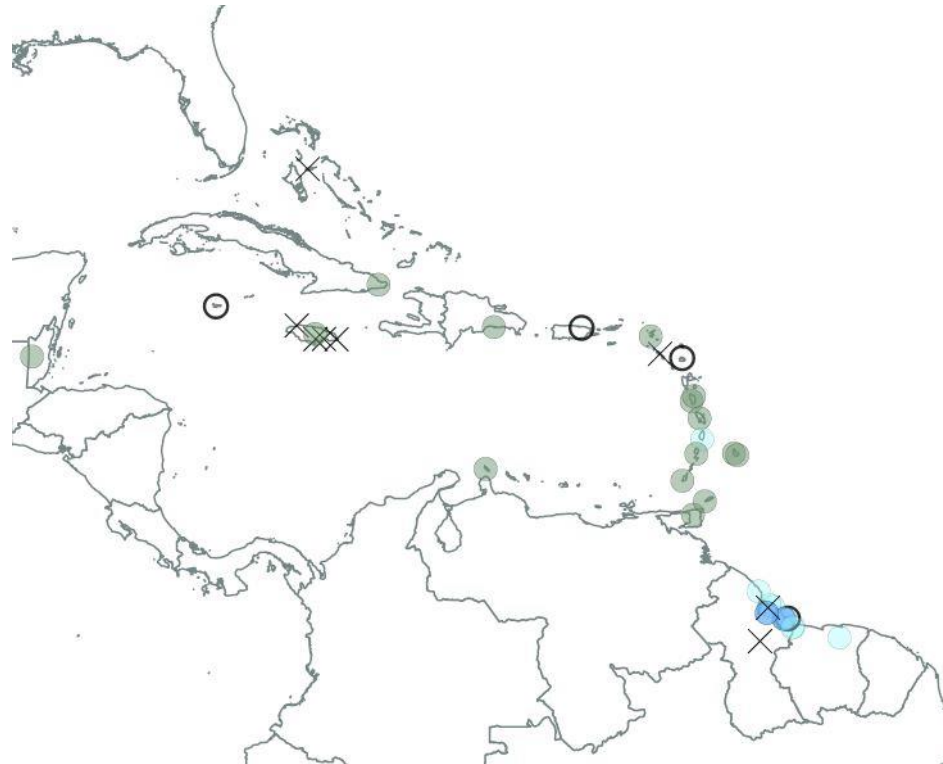
# Extreme wet spells frequency shifts

Forecast for: February to April 2021

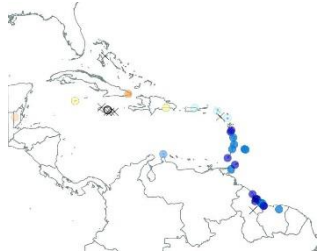
Precipitation outlook



**FMA 2021 frequency of  
*extreme (top 1%) 3-day wet spells***



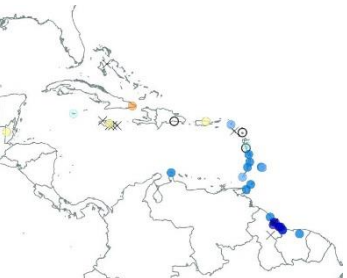
Wet days outlook



Wet spells outlook



Very wet spells outlook



**USUALLY:** Up to 1 extreme wet spell occurs from February to April in the coastal Guianas and in mountainous areas of other countries.

**FORECAST:** FMA rainfall may be wetter than usual in the ABC Islands, the Guianas, and the Lesser Antilles with up to 25% more wet days, up to twice more wet spells and very wet spells than usual from Dominica southwards (*medium to high confidence*), but usual or drier elsewhere with, possibly, a slight decrease in the number of wet days and very wet spells from the usual (*low confid.*).

**Extreme wet spells are not on forecast for Belize and the islands. whereas chances of 1 extreme wet spell in the Guianas are higher than usual (*medium confid.*).**

## IMPLICATIONS:

- Marginal flash flood, landslide/rockfall and soil erosion potential in Belize and the islands through March.
- Some concern for flash floods and associated hazards in the coastal Guianas and mountainous areas, particularly in April.



# February to April 2021

	No. of wet days		No. of 7-day wet spells (20% wettest)		No. of 7-day very wet spells (10% wettest)		No. of 3-day extremely wet spells (1% wettest)	
	Climatology	Forecast	Climatology	Forecast	Climatology	Forecast	Climatology	Forecast
Antigua (VC Bird)	15-29	16-32	1-2.4	0.8-2.6	0.4-1.3	0-1.5	0-1	0-1
Aruba (Beatrix)	4-15	4-17	0.4-2.6	0.7-3.1	0-1.1	0-1.3	0-0	0-0
Barbados (CIMH)	15-30	20-37	0.4-1.6	0.4-2	0-0.9	0-1.1	0-0	0-0
Barbados (GAIA)	17-29	19-37	0.4-2.1	0.6-2.4	0-0.9	0-1.1	0-0	0-0
Belize (C. Farm)	9-20	6-18	0.4-1.6	0.2-1.7	0-0.8	0-0.7	0-0	0-0
Cayman	7-16	6-17	0-1.3	0-1.5	0-0.6	0-0.9	0-0	0-0
Cuba (Punta Maisi)	10-17	7-16	1.7-3.2	1.2-3.2	0.4-1.9	0.1-1.5	0-0.8	0-0.4
Dom. Republic (Las Americas)	12-21	10-21	0.9-2.5	0.8-3.1	0.4-1.7	0.2-1.6	0-0	0-0.1
Dominica (Canefield)	22-35	25-55	0-2	0.2-2.1	0-0.9	0-0.9	0-0	0-0
Dominica (Douglas Charles)	37-55	41-67	0.4-2.5	0.7-3.2	0-1.6	0-1.7	0-0.1	0-0.1
Grenada (MBIA)	11-23	15-29	0-1.2	0.1-1.8	0-0.6	0-1.1	0-0	0-0
Guyana_73	14-26	19-35	1-4.1	1.6-5.2	0.4-2.3	0.7-4	0-1.1	0-0.9
Guyana (Albion)	23-37	24-45	0.9-3.4	1-4	0-1.8	0.6-3.4	0-1	0-1.2
Guyana (Blairmont)	23-44	29-55	0.9-3.3	1.1-4.4	0.3-1.7	0.6-3.4	0-1	0-1.1
Guyana (Enmore)	24-38	28-47	1.1-2.9	1-3.7	0.4-2.1	0.7-3.6	0-1.1	0-1.4
Guyana (Georgetown)	23-42	29-53	0.4-3.4	0.9-4.3	0-2.1	0.6-3.5	0-1	0-1
Guyana (New Amsterdam)	24-41	28-53	0.9-3.2	1-4.4	0.4-2	0.7-3.7	0-1	0-1.3
Guyana (Skeldon)	21-42	30-53	1-3.9	1.5-5.2	0.3-2.5	0.8-3.7	0-1	0-0.6
Guyana (Timehri)	23-46	32-60	0.4-3.1	0.8-4.4	0-1.8	0.6-2.8	0-1	0-1.4
Jamaica (Worthy Park)	14-25	14-27	1-3.2	0.5-3	0.2-2.1	0-1.8	0-0	0-0
Martinique (FDF Desaix)	30-47	32-65	0.3-1.8	0.5-2.3	0-0.9	0.1-1.4	0-0	0-0
Puerto Rico (San Juan)	21-35	21-39	0.9-2.7	0.8-3	0.4-1.7	0-2.3	0-1	0-1.1
St. Lucia (Hewanorra)	21-35	23-43	0-2.3	0.6-2.8	0-1.2	0-1.7	0-1	0-0.8
St. Maarten (TNCM)	21-37	21-41	0.9-3.3	0.8-3.8	0.4-1.3	0.2-1.8	0-0	0-0
St. Vincent (ET Joshua)	31-49	32-61	0.1-2.5	0.5-3.1	0-1.3	0-1.7	0-0	0-0
Suriname (Zanderij)	34-55	38-66	1.1-4.6	1.6-5.6	0.9-2.6	0.9-4.3	0-1	0-1.1
Tobago (ANR Robinson)	12-29	17-36	0-1.2	0-1.4	0-0.4	0-1	0-0	0-0
Trinidad (Piarco)	11-31	17-41	0-2	0.2-2.8	0-1.2	0-1.7	0-0	0-0

**brown** is a decrease in frequency, **light blue** an increase, **grey** none are expected



**CARICOF**  
CARIBBEAN CLIMATE OUTLOOK FORUM

*caricof@cimh.edu.bb*

*rcc.cimh.edu.bb*

Caribbean Institute for Meteorology and Hydrology

TEL: (246) 425-1362/3 | FAX: (246) 424-4733