

Rainfall frequency and extreme forecasts

—

Wet days and Wet spells Outlooks January to March 2021

**Dr. Cedric VAN MEERBEECK¹, Dr. Teddy ALLEN¹, Dr. Simon MASON²,
Ángel MUÑOZ², Wazita Scott¹, Dale Destin³**

¹Caribbean Institute for Meteorology and Hydrology (CIMH), Barbados

²International Research Institute for Climate and Society (IRI), USA

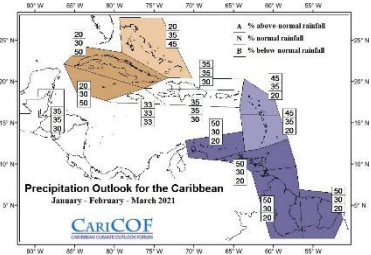
³Antigua and Barbuda Meteorological Services



Wet day frequency shifts

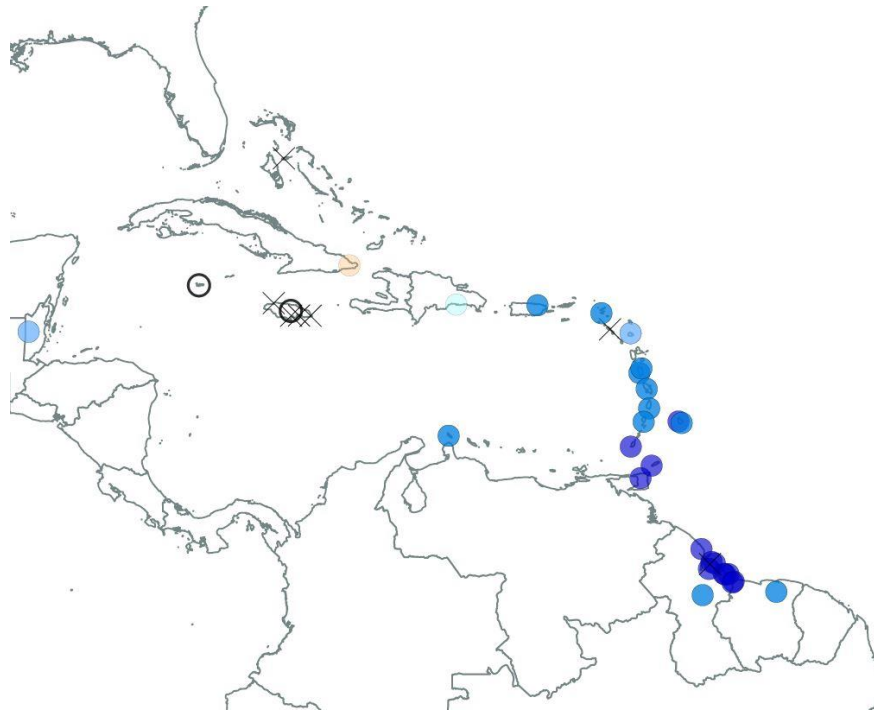
Forecast for: January to March 2021

Precipitation outlook



JFM 2021

Frequency of wet days



USUALLY: Out of 90 days in Jan-Feb-Mar, there are about 15 to 30 wet days (ABC Islands: 10-25; coastal Guianas: 20 to 50).

FORECAST: JFM rainfall may be wetter than usual in the ABC Islands, the Guianas, the Lesser Antilles and the Guianas with an increase in the number of wet days, particularly in the coastal Guianas (*medium to high confidence*), but usual or drier elsewhere.

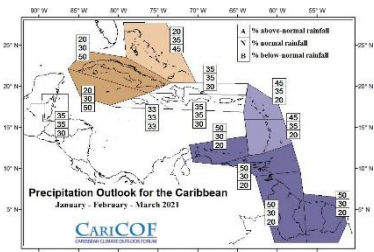
IMPLICATIONS:

- Potentially unfavourable conditions for outdoor tourism based activities in view of the high number of wet days in Belize and the islands
- A possible decrease of local airborne dust towards March across the region.

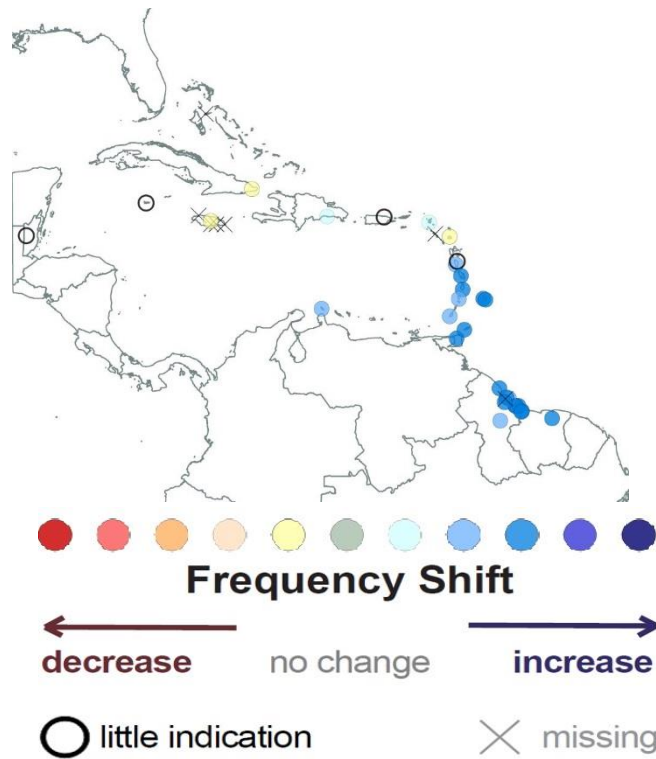
Wet spells frequency shifts

Forecast for: January to March 2021

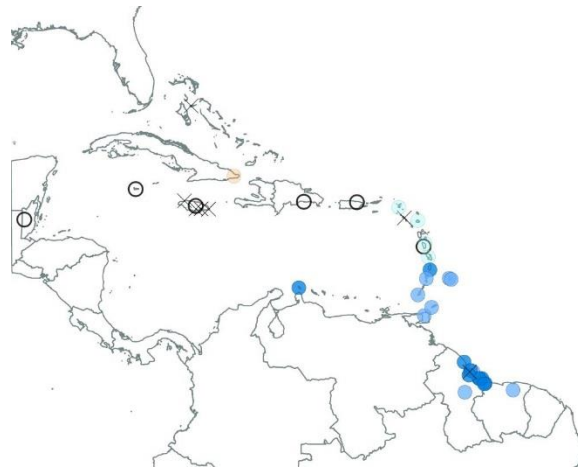
Precipitation outlook



JFM 2021 frequency of 7-day wet spells



JFM 2021 frequency of 7-day very wet spells



USUALLY: Up to 3 wet spells occur from January to March (ABC Islands: 1 to 4; coastal Guianas: up to 4), with up to 1 of them ending up very wet (ABC Islands: up to 2; coastal Guianas: up to 3).

FORECAST: JFM rainfall may be wetter than usual in the ABC Islands, the Guianas, the Lesser Antilles and the Guianas with more frequent wet days than usual on forecast, particularly in the coastal Guianas (*medium to high confidence*), but usual or drier elsewhere. **A corresponding higher than usual number of wet and very wet spells is forecast in most locations south of Guadeloupe (*medium to high confid.*).**

IMPLICATIONS:

- Increased flooding potential throughout the Lesser Antilles at this time of the year.
- Water accumulation rates in smaller and larger surface reservoirs and rivers may be accelerated along the eastern part of the region.

Extreme wet spells frequency shifts

Forecast for: January to March 2021

USUALLY: Up to 1 or 2 extreme wet spells occur from January to March in the coastal Guianas, but virtually none elsewhere.

FORECAST: JFM rainfall may be wetter than usual in the ABC Islands, the Guianas, the Lesser Antilles and the Guianas with more frequent wet days than usual on forecast, particularly in the coastal Guianas (*medium to high confidence*), but usual or drier elsewhere. A corresponding higher than usual number of wet and very wet spells is forecast in most locations south of Guadeloupe (*medium to high confid.*).

Extreme wet spells are not on forecast for Belize and the islands, whereas chances of 1 or 2 extreme wet spells in the Guianas are considerably higher than usual (*medium confid.*).

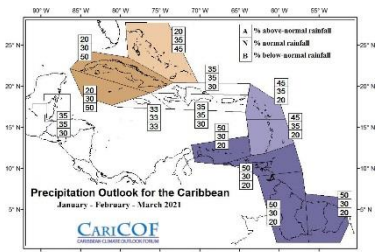
IMPLICATION:

- No to marginal flash flood potential in Belize and the islands through March.
- Concern for flash floods in the coastal Guianas in January and early February.

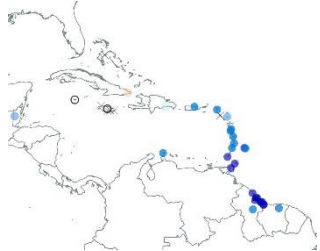
JFM 2021 frequency of extreme (top 1%) 3-day wet spells



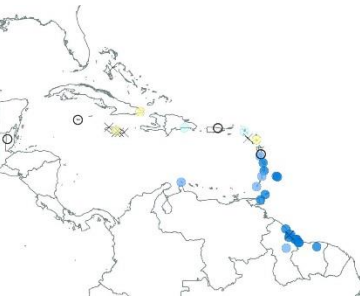
Precipitation outlook



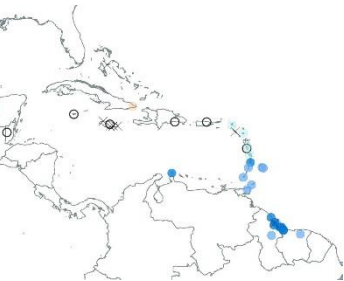
Wet days outlook



Wet spells outlook



Very wet spells outlook



January to March 2021

	No. of wet days		No. of 7-day wet spells (20% wettest)		No. of 7-day very wet spells (10% wettest)		No. of 3-day extremely wet spells (1% wettest)	
	Climatology	Forecast	Climatology	Forecast	Climatology	Forecast	Climatology	Forecast
	Antigua (VC Bird)	16-35	19-41	0.9-2.3	0.7-2.7	0-0.9	0-1.1	0-0
Aruba (Beatrix)	7-25	10-35	1-4.3	1.6-5.2	0-1.9	0.5-2.4	0-0	0-0
Barbados (CIMH)	16-38	23-49	0.3-1.7	0.6-2.5	0-0.9	0-1	0-0	0-0
Barbados (GAIA)	21-33	21-45	0.6-2.1	0.8-2.7	0-0.9	0.1-0.9	0-0	0-0
Belize (C. Farm)	14-26	15-32	0.9-2.6	0.7-2.7	0.4-1.3	0-1.3	0-0.3	0-0.3
Cayman	8-19	9-20	0-1.6	0-1.6	0-0.7	0-0.9	0-0	0-0
Cuba (Punta Maisi)	11-19	9-21	1.8-3.4	1.4-3.8	0.4-1.7	0.1-1.7	0-0.4	0-0.1
Dom. Republic (Las Americas)	12-19	12-22	0.8-2	0.5-2.4	0-0.9	0-1.2	0-0	0-0
Dominica (Canefield)	28-46	30-62	0-2.9	0.2-3.2	0-1.1	0-1.3	0-0	0-0
Dominica (Douglas Charles)	43-59	41-70	0.5-2.1	0.5-2.3	0-1.3	0-1.3	0-0	0-0
Grenada (MBIA)	15-30	19-41	0-2.3	0.3-2.8	0-1	0-1.3	0-0	0-0
Guyana_73	12-27	17-35	0.7-4.4	1.5-5.8	0.4-2.9	0.6-3.5	0-1	0-1.1
Guyana (Albion)	18-44	26-62	0.2-4.7	1.1-6.2	0-2.9	0.5-3.3	0-1	0-1.9
Guyana (Blairmont)	20-51	31-70	0.4-4.2	1.1-5.8	0-2.8	0.5-3.1	0-1.8	0-2
Guyana (Enmore)	21-45	30-56	0.4-4.2	0.8-5.5	0.4-3.1	0.4-4	0-1.5	0-1.4
Guyana (Georgetown)	23-49	32-64	0.3-4.2	1-5.7	0-2.6	0.5-3.9	0-1.1	0-1.7
Guyana (New Amsterdam)	21-46	30-64	0.4-3.9	1.2-5.2	0-3	0.5-3.3	0-1.1	0-1.7
Guyana (Skeldon)	20-46	29-61	0.9-4.2	1.4-5.2	0.3-2.6	0.6-2.8	0-0.4	0-1
Guyana (Timehri)	23-52	36-71	0.4-3.9	1.3-5.6	0-2.6	0.4-3.3	0-1.1	0-1.9
Jamaica (Worthy Park)	14-26	14-28	0.4-3	0.1-2.8	0-1.5	0-1.4	0-0	0-0
Martinique (FDF Desaix)	40-54	37-72	0.4-2.1	0.7-3.2	0-0.9	0-1.3		
Puerto Rico (San Juan)	26-41	26-47	0.9-2.6	0.8-3.1	0-0.9	0-1.8	0-0.8	0-0.3
St. Lucia (Hewanorra)	24-42	27-48	0.4-2.1	0.9-2.6	0-0.9	0-1.4	0-0	0-0
St. Maarten (TNM)	28-43	29-51	1.3-3.7	1-4.2	0.3-1.4	0.2-1.9	0-0	0-0
St. Vincent (ET Joshua)	38-54	40-70	0.4-2.5	0.6-3.1	0-1	0-1.5	0-0	0-0
Suriname (Zanderij)	32-53	39-63	1.4-4.3	1.8-5.3	0.4-2.6	1-3.5	0-1	0-1
Tobago (ANR Robinson)	17-33	20-46	0-1.4	0-1.6	0-0.5	0-1.2	0-0	0-0
Trinidad (Piarco)	15-33	19-46	0-2.5	0.3-3.1	0-1.3	0-1.8	0-0	0-0

brown is a decrease in frequency, light blue an increase, grey none are expected



CARICOF
CARIBBEAN CLIMATE OUTLOOK FORUM

caricof@cimh.edu.bb

rcc.cimh.edu.bb

Caribbean Institute for Meteorology and Hydrology

TEL: (246) 425-1362/3 | FAX: (246) 424-4733