

Rainfall frequency and extreme forecasts

—

Wet days and Wet spells Outlooks November to January 2020-'21

**Dr. Cedric VAN MEERBEECK¹, Dr. Teddy ALLEN¹, Dr. Simon MASON²,
Ángel MUÑOZ², Wazita Scott¹, Dale Destin³**

¹Caribbean Institute for Meteorology and Hydrology (CIMH), Barbados

²International Research Institute for Climate and Society (IRI), USA

³Antigua and Barbuda Meteorological Services



Wet day frequency shifts

Forecast for: November to January 2020-'21

NDJ 2020-'21

Frequency of wet days

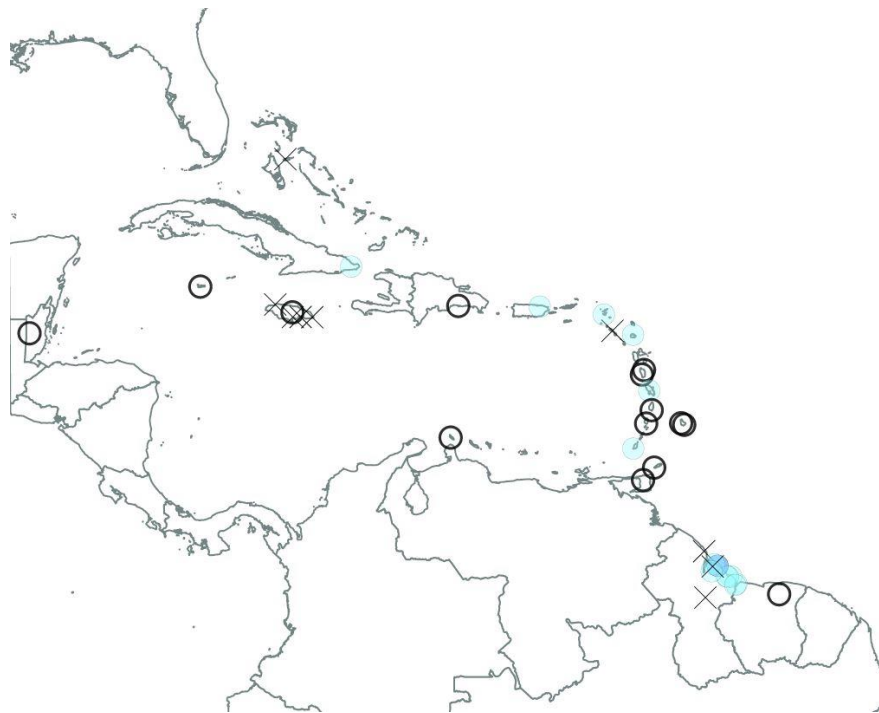
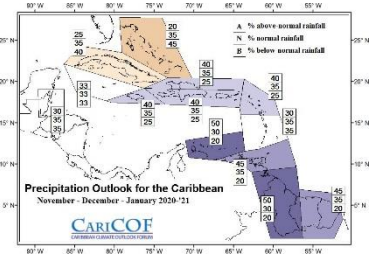
USUALLY: Out of 92 days in Nov-Dec-Jan, there are usually about 35 to 50 wet days (coastal Guianas: 30-55; ABC Islands: 20-45).

FORECAST: NDJ rainfall may be wetter than usual from east- and southward of Hispaniola, while potentially being drier than usual elsewhere. Apart from a slight increase in the number of wet days in coastal Guyana, there is little indication of any change from the usual numbers (*low confidence*).

IMPLICATIONS:

- Favourable conditions for moisture-related pests and diseases in view of frequent wet days until December in Belize and the Lesser Antilles, as well as, from late-November onwards in the coastal Guianas.
- Decreasing frequency of rain disruptions of outdoor activities towards January in Belize and the islands.

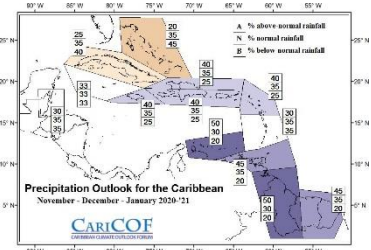
Precipitation outlook



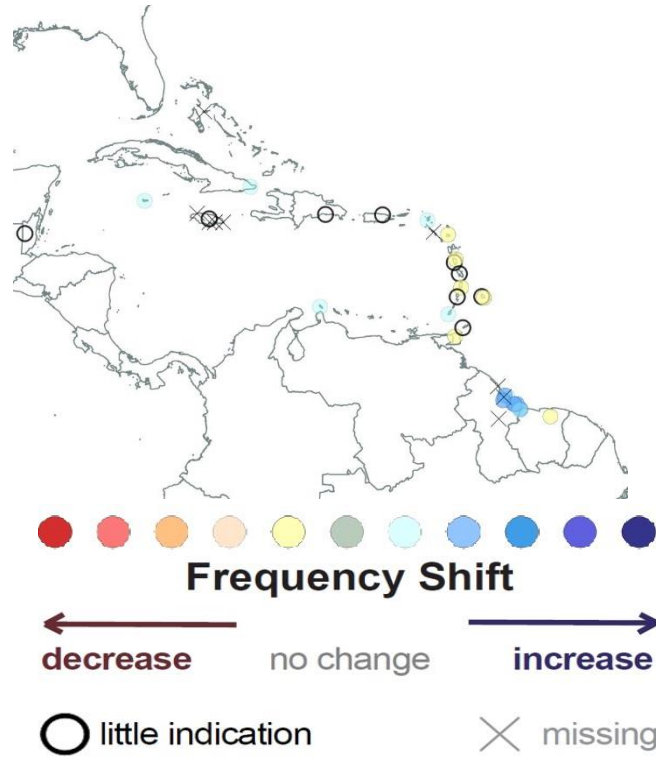
Wet spells frequency shifts

Forecast for: November to January 2020-'21

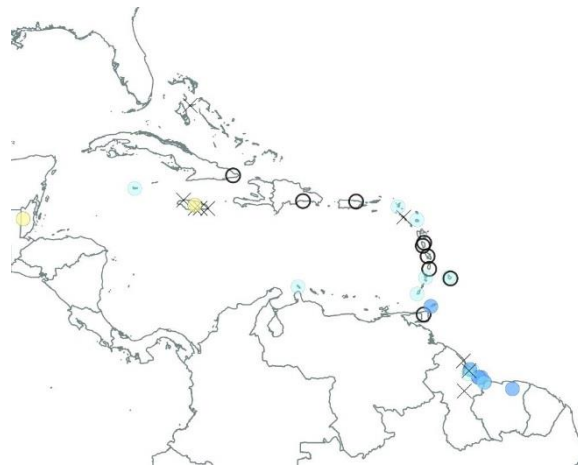
Precipitation outlook



NDJ 2020-'21 frequency of 7-day wet spells



NDJ 2020-'21 frequency of 7-day very wet spells



USUALLY: Between 2 and 5 wet spells occur from November to January, with 1 to 3 of them ending up very wet (coastal Guianas: up to 3).

FORECAST: NDJ rainfall may be wetter than usual from east- and southward of Hispaniola, while potentially being drier than usual elsewhere. Apart from a slight increase in the number of wet days in coastal Guyana, there is little indication of any change from the usual numbers (*low confidence*). An increase compared to the usual number of wet spells is forecasted in coastal Guyana (*medium confid.*) along with a possible slight increase in very wet spells along the Lesser Antilles and southward (*low to medium confid.*).

IMPLICATIONS:

- The usual recharge rates of water reservoirs, but with high flooding potential related to frequent wet spells until December in Belize and the islands, and from late-November in the coastal Guianas.

Extreme wet spells frequency shifts

Forecast for: November to January 2020-'21

USUALLY: Up to 2 extreme wet spells occur from November to January (Belize and the Greater Antilles up to 1).

FORECAST: NDJ rainfall may be wetter than usual from east- and southward of Hispaniola, while potentially being drier than usual elsewhere. Apart from a slight increase in the number of wet days in coastal Guyana, there is little indication of any change from the usual numbers (*low confidence*). An increase compared to the usual number of wet spells is forecasted in coastal Guyana (*medium confid.*) along with a possible slight increase in very wet spells along the Lesser Antilles and southward (*low to medium confid.*).

Very little change from the usual has been forecasted for most of the region (*low confid.*).

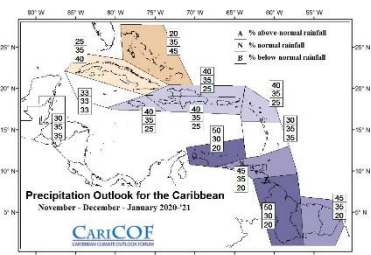
NDJ 2020-'21 frequency of extreme (top 1%) 3-day wet spells



IMPLICATION:

- High flash flood potential, land slide/rock fall and soil erosion potential in Belize and the islands through December and from late-November onwards in the coastal Guianas.

Precipitation outlook



Wet days outlook



Wet spells outlook



Very wet spells outlook



November to January 2020-'21

	No. of wet days		No. of 7-day wet spells (20% wettest)		No. of 7-day very wet spells (10% wettest)		No. of 3-day extremely wet spells (1% wettest)	
	Climatology	Forecast	Climatology	Forecast	Climatology	Forecast	Climatology	Forecast
	Antigua (VC Bird)	28-44	28-46	2.1-4.6	1.9-4.8	0.9-2.6	0.9-3.1	0-1
Aruba (Beatrix)	18-46	20-45	2.6-8.4	3.4-10.1	0.9-5.7	1.5-6.2	0-2.3	0-2.4
Barbados (CIMH)	30-47	31-49	1.7-4.7	1.7-5.1	0.9-2.7	0.8-3.2	0-1	0-1.6
Barbados (GAIA)	31-45	29-46	2-4.7	1.7-4.8	0.9-3	0.8-3.1	0-1.3	0-1.9
Belize (C. Farm)	30-46	26-50	1.7-5.2	1.8-5.2	0.9-2.7	0.6-2.6	0-1	0-1.1
Cayman	18-26	15-31	0.9-2.9	0.9-4	0.4-2.1	0.3-2.1	0-1	0-1.6
Cuba (Punta Maisi)	17-27	16-30	2.7-4.7	2.6-5.5	1-2.7	0.9-3.1	0-1	0-1.3
Dom. Republic (Las Americas)	19-28	18-33	1.7-3.5	1.2-3.9	0.4-1.7	0.3-1.7	0-1	0-0.5
Dominica (Canefield)	41-53	41-55	2-3.4	1.7-4.4	0.7-2.2	0.7-2.3	0-1	0-0.8
Dominica (Douglas Charles)	55-66	53-69	1.8-4.8	1.5-5.1	0.5-2.6	0.6-2.9	0-1	0-1.5
Grenada (MBIA)	29-43	28-48	2-4.7	2-5.3	0.9-2.6	0.9-3.3	0-1.1	0-1.6
Guyana_73	15-31	17-31	1.3-4.6	1.4-5.6	0.4-3.2	0.7-3.9	0-2	0-1.7
Guyana (Albion)	26-49	28-50	1.3-5.1	2-6.6	0.4-3	0.9-3.7	0-1	0-1.4
Guyana (Blairmont)	30-55	32-54	1.7-4.8	2.1-6.2	0.5-2.6	0.8-3.7	0-2	0-1.9
Guyana (Charity)								
Guyana (Enmore)	27-52	32-59	1.7-4.9	2-5.8	0.9-3.4	1.2-3.7	0-1.4	0-1.8
Guyana (Georgetown)	36-60	39-59	1.3-5.6	1.9-7.5	0.8-4.2	1.1-4.7	0-2.8	0-2.7
Guyana (Greatfall)								
Guyana (New Amsterdam)	30-51	32-52	1.6-4.3	1.9-6.1	0.7-3.3	1-3.8	0-2	0-2
Guyana (Skeldon)	32-45	30-50	1.7-4.3	1.6-4.5	0.4-2.5	0.6-2.5	0-1.7	0-1.7
Guyana (Timehri)	40-64	44-63	1.6-5.3	2.1-6.8	0.9-3.2	0.8-3.6	0-1	0-1.7
Guyana_Wales								
Jamaica (Worthy Park)	22-28	19-31	1.7-3	1.3-3.2	0.2-2.1	0.1-1.8	0-1	0-0.1
Martinique (FDF Desaix)	50-62	48-66	2.5-4.7	1.8-5.6	0.9-2.6	0.8-2.6	0-1	0-1.2
Puerto Rico (San Juan)	36-51	36-55	2.7-5.2	2.7-5.7	0.9-2.6	0.9-3.1	0-1	0-1.3
St. Lucia (Hewanorra)	38-51	36-54	1.7-3.7	1.6-4.4	0.8-2.6	0.6-2.7	0-1	0-1.2
St. Maarten (TNM)	34-52	33-55	2.1-5.3	2.3-6.2	1.3-3.2	1.2-3.4	0-1	0-2.2
St. Vincent (ET Joshua)	50-65	50-66	2-4.9	1.7-5.7	0.9-2.9	1-2.9	0-1.3	0-1.5

grey none are expected

blue an increase,

brown is a decrease in frequency,



CARICOF
CARIBBEAN CLIMATE OUTLOOK FORUM

caricof@cimh.edu.bb

rcc.cimh.edu.bb

Caribbean Institute for Meteorology and Hydrology

TEL: (246) 425-1362/3 | FAX: (246) 424-4733