

Agro-meteorological Bulletin and Assessment for Farmers and Livestock Producers of Trinidad and Tobago for the First Dekad (1st - 10th) of October, 2020

Definitions used in the forecast and bulletin:

Term	Meaning	
Dekad	10 day rainfall measuring period	
Rain Day	A day with 1.0 mm or more of rainfall amount	
Wet Day	A day with 10.0 mm or more rainfall amount	
Extremely Wet Day	A day with 25.0 mm or more of rainfall amount	
Normal Rainfall	Between 75% and 125% of the average	
Below Normal Rainfall	Rainfall below 75% of the average	
Above Normal Rainfall	Rainfall in excess of 125% of the average	
Much Below Normal Rainfall	Rainfall below 50% of the average	
Much Above Normal Rainfall	Rainfall above 150% of the average	
Scanty Rainfall	Less than 1 mm	
Moderate Rainfall	1-10 mm	
Heavy Rainfall	10-50 mm	
Very Heavy Rainfall	Greater than 50 mm	
Probability of 1-30 %	Low Chance	
Probability of 30-70 %	Moderate Chance	
Probability greater than 70 %	High Chance	
Term	Amount of Rain	Type of day
Scanty Rainfall	Less than 1 mm	Relatively dry day
Moderate Rainfall	1-10 mm	Relatively wet day
Heavy Rainfall	10-50 mm	Wet day
Very Heavy Rainfall	Greater than 50 mm	Excessively wet day

Weather Assessment for the period (21st-29th) of September 2020.

During the period 21st to 29th of September, mostly relatively wet and relatively dry days occurred over Trinidad and Tobago. In Trinidad, wet days occurred on the 22nd, 27th and 28th; while in Tobago a wet day occurred on the 28th. These wet days were due to the passage of active tropical waves or localized convective activity. Rainfall totals' maps for the period 21st to 29th of September are located below as figure 1 and figure 2.

Disclaimer

This information is provided with the understanding that the Trinidad and Tobago Meteorological Service makes no warranties, either expressed or implied, concerning the accuracy, completeness, reliability, or suitability of the forecast or outlook contained in this document. The information may be used freely by the public with appropriate acknowledgement of its source, but shall not be modified in content and then presented as original material.

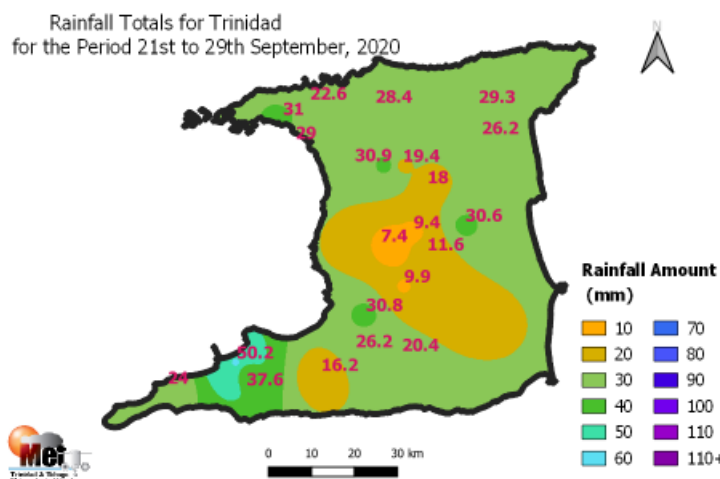


Figure 1. Rainfall map of Trinidad showing measured rainfall totals for varying districts during period 21st to 29th of September 2020.

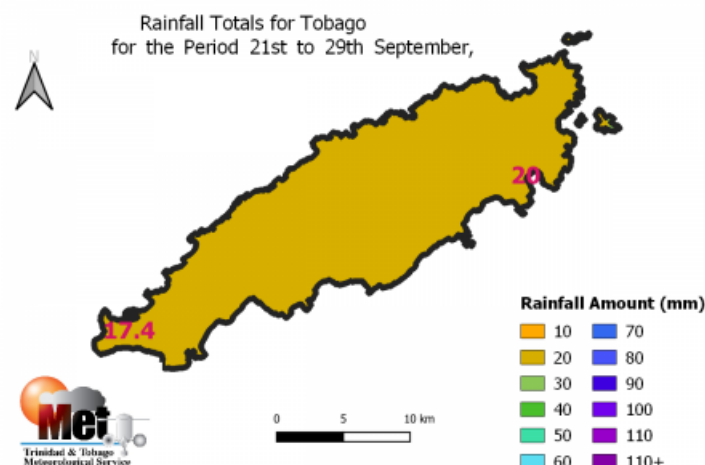


Figure 2. Rainfall map of Tobago showing measured rainfall totals for varying districts during period 21st to 29th of September 2020.

The observed temperatures (maximum/minimum), average relative humidity (maximum/minimum) and long-term 10-day (10dys) averages for Piarco International Airport and ANR Robinson International Airport during third dekad of September 2020.

	Maximum	Minimum		
--	---------	---------	--	--

Disclaimer

This information is provided with the understanding that the Trinidad and Tobago Meteorological Service makes no warranties, either expressed or implied, concerning the accuracy, completeness, reliability, or suitability of the forecast or outlook contained in this document. The information may be used freely by the public with appropriate acknowledgement of its source, but shall not be modified in content and then presented as original material.

Location	Temperature °C/ Long term 10 dys average °C	Temperature °C /Long term 10 dys average °C	Average maximum Relative humidity (%)/ Long term 10 dys average (%)	Average minimum Relative humidity (%)/Long term 10 dys average (%)
Trinidad (Piarco International airport)	34.9/32.5 (1981-2010)	23.4/23.6 (1981-2010)	86/91 (1990-2010)	68/68 (1990-2010)
Tobago (ANR Robinson International airport)	33.7/31.3 (1981-2010)	24.7/24.7 (1981-2010)	81/91 (1990-2010)	75/66 (1990-2010)

Table 1 shows the expected weather conditions during the first Dekad (1st -10th) of October 2020, for Trinidad and Tobago.

Table 1.

Days:	Expected weather:
1 st	Cloudy periods with a moderate probability (70%) of light to moderate showers.
2 nd	Cloudy periods with a moderate probability (70%) of light to moderate showers.
3 rd	Cloudy periods with a moderate probability (70%) of light to moderate showers.
4 th	Cloudy periods with a moderate probability (60%) of light to moderate showers.
5 th	Intermittent cloudy patches with a moderate probability (60%) of showers.
6 th	Intermittent cloudy patches with a moderate probability (60%) of showers.
7 th	Intermittent cloudy patches with a moderate probability (60%) of showers.

Disclaimer

This information is provided with the understanding that the Trinidad and Tobago Meteorological Service makes no warranties, either expressed or implied, concerning the accuracy, completeness, reliability, or suitability of the forecast or outlook contained in this document. The information may be used freely by the public with appropriate acknowledgement of its source, but shall not be modified in content and then presented as original material.

8 th	Intermittent cloudy patches with a moderate probability (60%) of showers.
9 th	Intermittent cloudy patches with a moderate probability (60%) of showers.
10 th	Intermittent cloudy patches with a moderate probability (60%) of showers.

Table 2 shows the expected temperatures, humidity and dust haze days during the first dekad of October for Piarco, Trinidad.

Table 2.

Day	Maximum Temperature °C	Minimum Temperature °C	Average Relative humidity (%)	Dust Haze Yes/No
1 st	31.0	24.0	85	No
2 nd	31.0	24.0	88	No
3 rd	31.0	24.0	88	No
4 th	31.0	24.0	85	No
5 th	34.5	23.7	70	Yes
6 th	34.5	23.7	70	Yes
7 th	34.5	23.7	70	Yes
8 th	34.5	23.7	70	Yes
9 th	34.5	23.7	70	Yes
10 th	34.5	23.7	70	Yes

Table 3 shows the expected temperatures, humidity and dust haze days during the first dekad of October for the ANR Robinson, Tobago.

Table 3

--	--	--	--	--

Disclaimer

This information is provided with the understanding that the Trinidad and Tobago Meteorological Service makes no warranties, either expressed or implied, concerning the accuracy, completeness, reliability, or suitability of the forecast or outlook contained in this document. The information may be used freely by the public with appropriate acknowledgement of its source, but shall not be modified in content and then presented as original material.

Day	Maximum Temperature °C	Minimum Temperature °C	Average Relative humidity (%)	Dust Haze Yes/No
1 st	31.0	24.7	85	No
2 nd	31.0	24.7	88	No
3 rd	31.0	24.7	88	No
4 th	31.0	24.7	85	No
5 th	33.5	24.5	70	Yes
6 th	33.5	24.5	70	Yes
7 th	33.5	24.5	70	Yes
8 th	33.5	24.5	70	Yes
9 th	33.5	24.5	70	Yes
10 th	33.5	24.5	70	Yes

Trinidad's Mean Daily Rainfall Forecast for the First Dekad of October (1st -10th) 2020.

Northern & Northwestern areas:

Moderate chance (65%) of mean daily rainfall up to 9.7 mm.

North-Eastern and Eastern areas:

Moderate chance (65%) of mean daily rainfall up to 9.1 mm.

Central, West-Central and inland areas:

Moderate chance (60%) of mean daily rainfall up to 6.3 mm.

South-Eastern areas:

Moderate chance (60%) of mean daily rainfall up to 7.3 mm.

Southern areas:

Moderate chance (60%) of mean daily rainfall up to 6.4 mm.

Disclaimer

This information is provided with the understanding that the Trinidad and Tobago Meteorological Service makes no warranties, either expressed or implied, concerning the accuracy, completeness, reliability, or suitability of the forecast or outlook contained in this document. The information may be used freely by the public with appropriate acknowledgement of its source, but shall not be modified in content and then presented as original material.

South-Western areas:

Moderate chance (60%) of mean daily rainfall up to 6.0 mm.

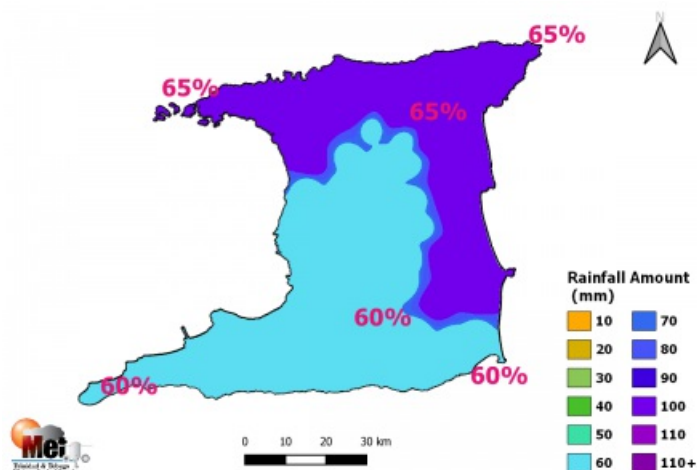


Figure 3. Rainfall map of Trinidad showing possible rainfall totals for varying districts during the first dekad of October 2020 and percentage probability of occurrence.

Tobago's Mean Daily Rainfall Forecast for the First Dekad of October (1st -10th) 2020.

Northeastern areas:

Moderate chance (68%) of mean daily rainfall up to 8.0 mm.

South-Western areas:

Moderate chance (60%) of mean daily rainfall up to 6.3 mm.

Disclaimer

This information is provided with the understanding that the Trinidad and Tobago Meteorological Service makes no warranties, either expressed or implied, concerning the accuracy, completeness, reliability, or suitability of the forecast or outlook contained in this document. The information may be used freely by the public with appropriate acknowledgement of its source, but shall not be modified in content and then presented as original material.

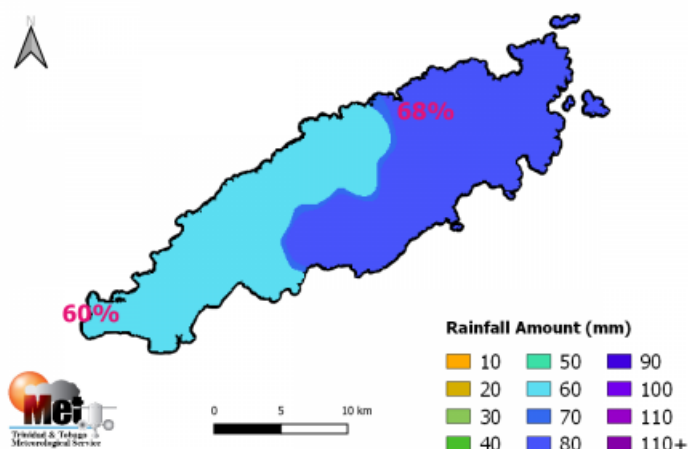


Figure 4. Rainfall map of Tobago showing possible rainfall totals for varying districts during the first dekad of October 2020 and percentage probability of occurrence.

Impacts on Agriculture:

During the first dekad of October 2020, relatively wet days are expected on the 5th, 6th, 7th, 8th, 9th and 10th; while wet days are expected on the 1st, 2nd, 3rd, and 4th. There is a moderate (68%) probability that the anticipated rainfall will return sufficient soil moisture across Trinidad and Tobago. The expected rainfall events may return rivers to moderate levels. There is a moderate (65%) probability that some areas will become water-logged especially in low-lying areas during the first half of the dekad. Shrubs and grass-growth will continue at a fast pace. Additionally, with warm average temperatures at this time and moist vegetation, there is a moderate (68%) probability for fungi spread, insect pests and warm weather diseases to develop.

Sun and Moon positions in the sky:

The sun is presently at a latitude of approximately 3.0 degrees South, and with this position, the day-length will be 11.8 hours. There is moderate probability (65%) of intense solar radiation during this first dekad of October, when the sky is generally cloud free. There is also moderate probability (55%) of heat stress on a variety of plant seedlings and young/sick/elderly animals from direct exposure to solar radiation, high temperatures with occasional calm winds. Additionally, the moon's full moon phase will be on the 1st followed by third quarter phase on the 9th of October. As a result, there will be high to medium moon illumination over crop fields and livestock at night during the dekad.

Summary

During the first dekad of October 2020, relatively wet days are expected on the 5th, 6th, 7th, 8th, 9th and 10th; while wet days are expected on the 1st, 2nd, 3rd, and 4th. On relatively wet days expect intermittent cloudy patches with a moderate probability 60% of showers and on wet days expect cloudy periods with a moderate probability of 70% of light

Disclaimer

This information is provided with the understanding that the Trinidad and Tobago Meteorological Service makes no warranties, either expressed or implied, concerning the accuracy, completeness, reliability, or suitability of the forecast or outlook contained in this document. The information may be used freely by the public with appropriate acknowledgement of its source, but shall not be modified in content and then presented as original material.

to moderate showers.

Disclaimer

This information is provided with the understanding that the Trinidad and Tobago Meteorological Service makes no warranties, either expressed or implied, concerning the accuracy, completeness, reliability, or suitability of the forecast or outlook contained in this document. The information may be used freely by the public with appropriate acknowledgement of its source, but shall not be modified in content and then presented as original material.