

# Dry Spells Outlook for May to July 2020

*Coordination – CIMH – Dr. Cédric J. Van Meerbeeck  
caricof@cimh.edu.bb*

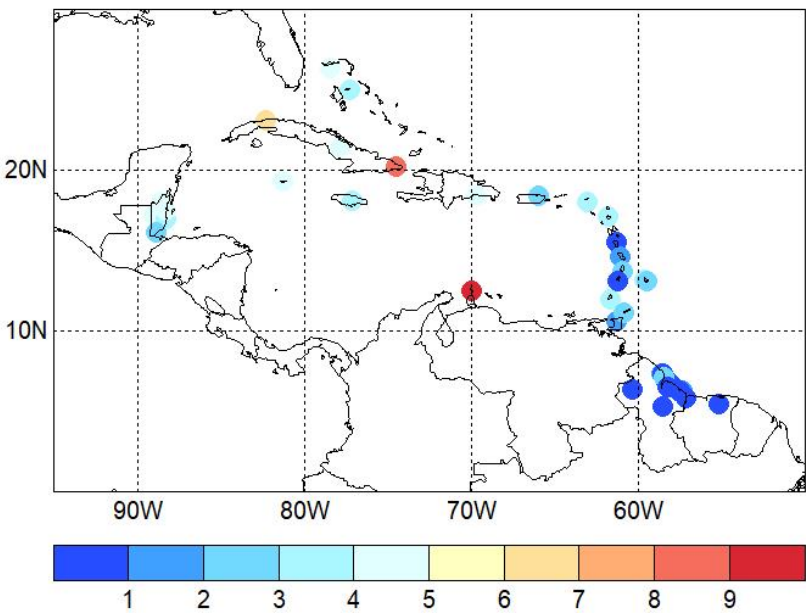
## Participating territories

Antigua & Barbuda, Aruba, Bahamas, Barbados, Belize, Cayman Islands, Cuba, Curaçao, Dominica, Dominican Republic, French Guiana, Grenada, Guadeloupe, Guyana, Haïti, Jamaica, Martinique, Puerto Rico, St. Barth's, St. Kitts & Nevis, St. Lucia, St. Maarten/St. Martin, St. Vincent & the Grenadines, Suriname, Trinidad & Tobago and the US Virgin Islands

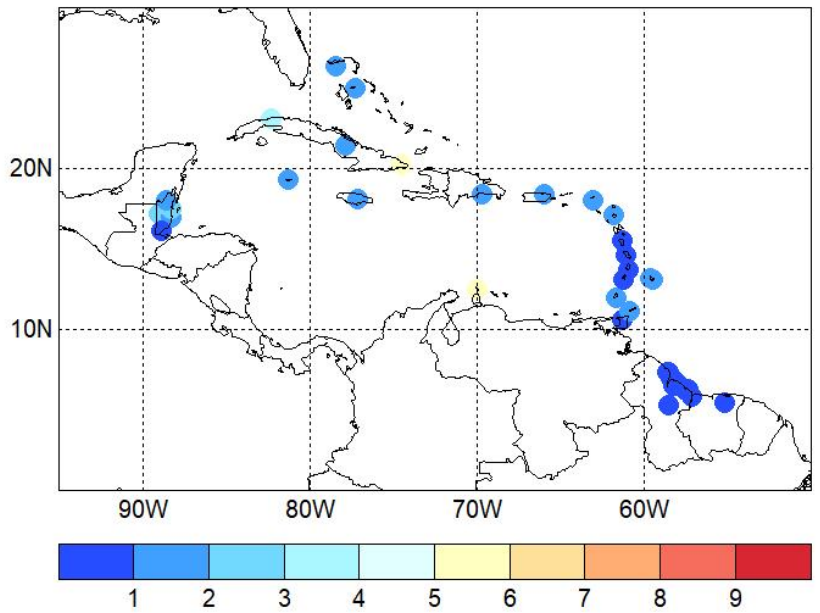


How many 7-day, 10-day or 15-day dry spells do we historically get **on average** from May to July?

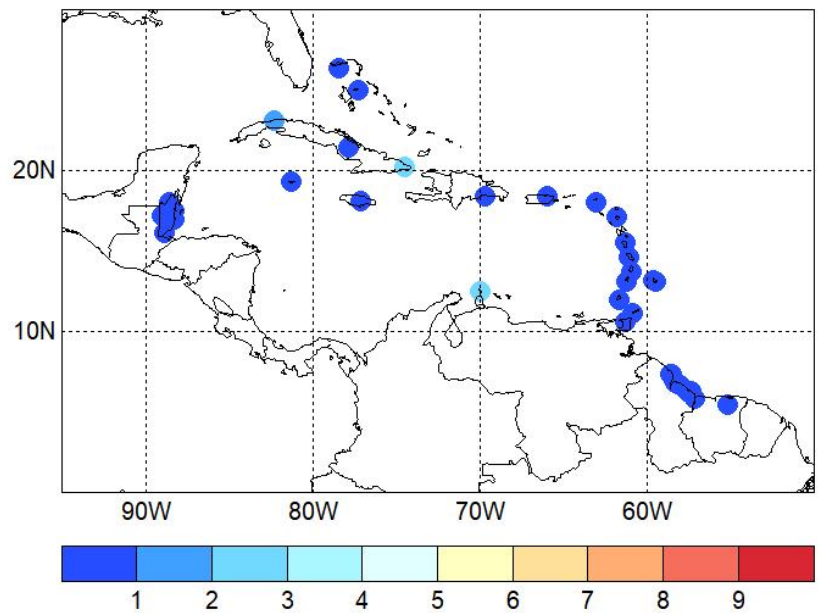
**7-day dry spells**



**10-day dry spells**



**15-day dry spells**



# May to July 2020

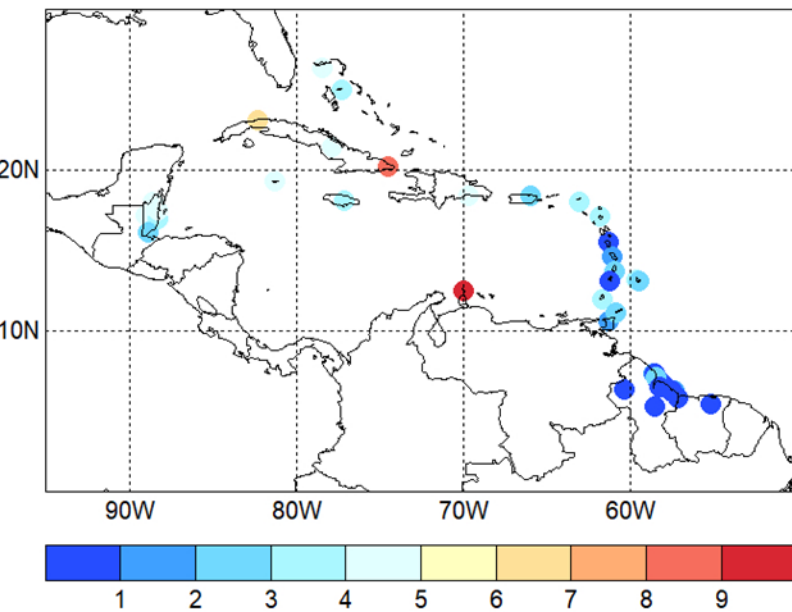
	No. of 7-dy dry spells		No. of 10-dy dry spells		No. of 15-dy dry spells	
	Climatology	Forecast	Climatology	Forecast	Climatology	Forecast
Antigua (GreenCas)	2-6	1-6	0-4	0-3	0-1	0-1
Aruba (Beatrix)	8-10	7-11	5-4	4-7	2-4	1-4
Bahamas (Freeport)	3-6	3-6	1-2	0-3	0-1	0-2
Bahamas (NewProvi)	2-5	2-6	1-1	1-2	0-1	0-1
Barbados (CIMH)	1-6	1-5	0-2	0-2	0-1	0-2
Barbados (GAIA)	1-5	1-4	0-1	0-2	0-1	0-1
Belize_Belmopan	3-5	2-5	1-1	1-3	0-1	0-1
Belize (C. Farm)	3-5	2-5	1-2	1-3	0-1	0-2
Belize_Melinda	2-5	2-5	1-1	1-2	0-1	0-1
Belize_PG-Airpor	2-5	2-5	1-2	0-3	0-1	0-1
Belize_PGorda	0-3	0-3	0-1	0-2	0-1	0-1
Belize_Towerhill	3-7	2-7	1-2	0-3	0-1	0-1
Cayman	3-5	3-6	1-2	1-3	0-1	0-1
Cuba_Camaguey	2-5	2-6	0-2	0-3	0-1	0-1
Cuba_Casablanca	5-8	4-10	2-2	2-6	0-2	0-3
Cuba (Punta Maisi)	7-10	7-10	3-3	3-7	1-3	1-4
Dominica (Douglas Charles)	0-2	0-2	0-1	0-0	0-0	0-0
Dom. Republic (Las Americas)	3-6	3-6	1-0	0-3	0-2	0-2
Grenada (MBIA)	1-5	0-4	0-1	0-2	0-1	0-1
Guyana (Albion)	0-2	0-2	0-1	0-0	0-0	0-0
Guyana_Apaikwa	0-1	0-1				
Guyana_Bmont7	0-3	0-3	0-1	0-1	0-0	0-0
Guyana_BmontFron	0-1	0-1	0-0	0-0	0-0	0-0
Guyana (Charity)	0-3	0-3	0-0	0-0	0-0	0-0

# May to July 2020

	No. of 7-dy dry spells		No. of 10-dy dry spells		No. of 15-dy dry spells	
	Climatology	Forecast	Climatology	Forecast	Climatology	Forecast
Guyana (DeKindren)	0-1	0-1	0-0	0-0	0-0	0-0
Guyana (Enmore)	0-2	0-2	0-1	0-0	0-0	0-0
Guyana (Greatfall)	0-1	0-1	0-0	0-0		
Guyana (Georgetown)	0-1	0-1	0-0	0-0		
Guyana (Kamarang)						
Guyana (LaBagat)	1-3	0-2	0-1	0-1	0-0	0-0
Guyana (LeonFront)	0-1	0-1	0-0	0-0	0-0	0-0
Guyana (Mards)						
Guyana (McNabbB)	0-2	0-1	0-0	0-0	0-0	0-0
Guyana (New Amsterdam)	0-2	0-1	0-0	0-0	0-0	0-0
Guyana (Onderneeming)	0-4	0-3	0-1	0-2	0-1	0-1
Guyana (RoseHall)	0-1	0-1	0-0	0-0	0-0	0-0
Guyana (Skeldon)	0-1	0-1	0-0	0-0	0-0	0-0
Guyana (Timehri)	0-0	0-0	0-0	0-0		
Jamaica (Sangster)	4-7	4-8	2-2	1-4	0-2	0-2
Jamaica (WorthyPark)	2-6	1-5	0-2	0-2	0-1	0-1
Martinique (FDF Desaix)	0-3	0-3	0-1	0-1	0-0	0-0
Puerto Rico (San Juan)	1-4	1-4	0-1	0-2	0-1	0-1
St. Lucia (Hewanorra)	0-4	0-3	0-1	0-1	0-1	0-0
St. Vincent (ET Joshua)	0-2	0-2	0-1	0-1	0-0	0-0
St. Maarten (TNM)	2-6	2-6	1-2	0-3	0-1	0-1
Suriname (Zanderij)	0-1	0-0	0-0	0-0	0-0	0-0
Trinidad (Piarco)	0-3	0-3	0-1	0-2	0-0	0-0
Tobago (ANR Robinson)	1-4	1-4	0-1	0-2	0-0	0-0

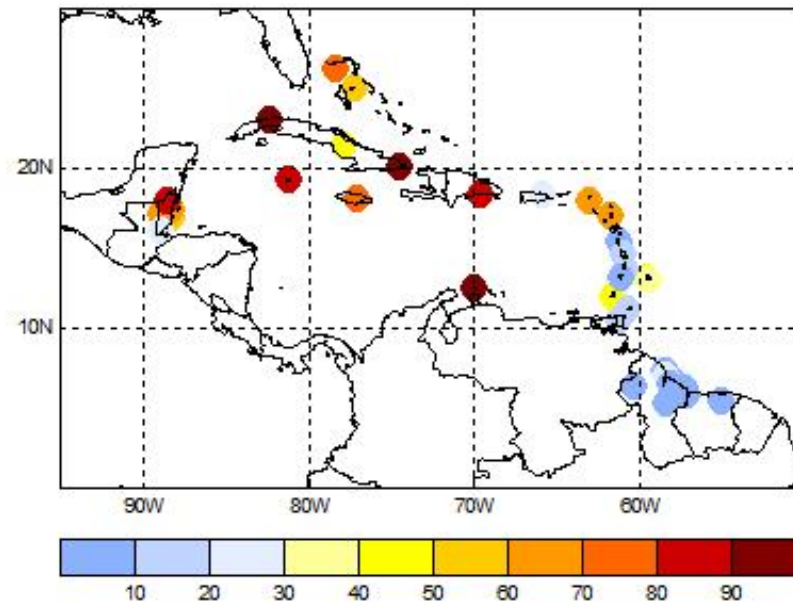
# 7-day dry spells from May to July 2020

**Historical avg. number of 7-day dry spells**

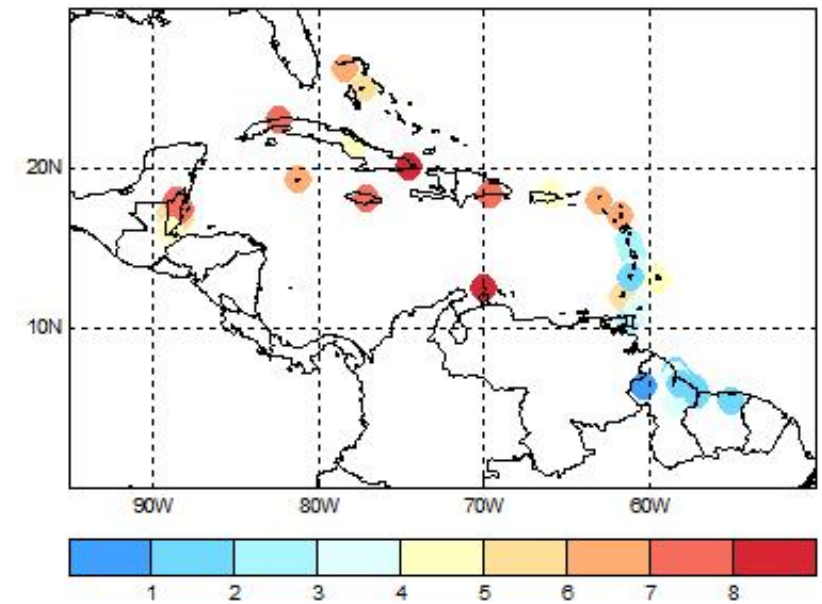


What is the FORECAST for May to July 2020?

**Probability of at least THREE 7-day dry spells**

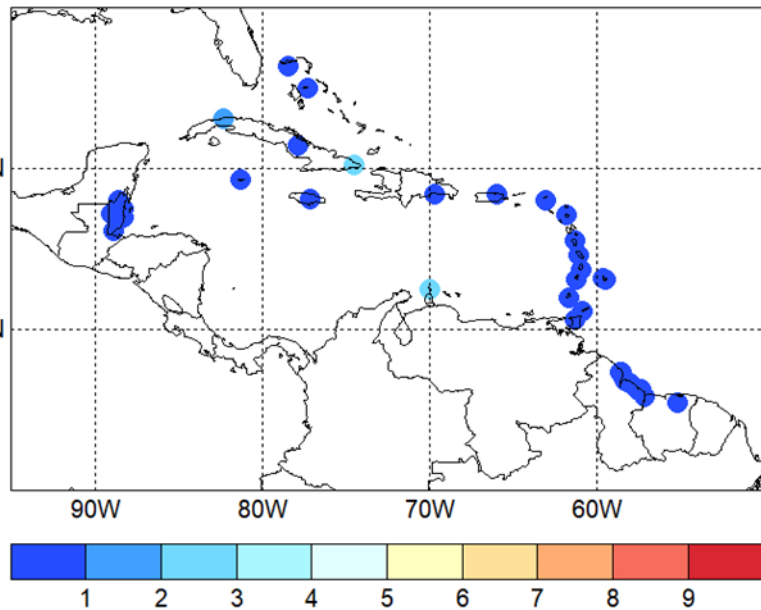


**MAX number of 7-day dry spells**



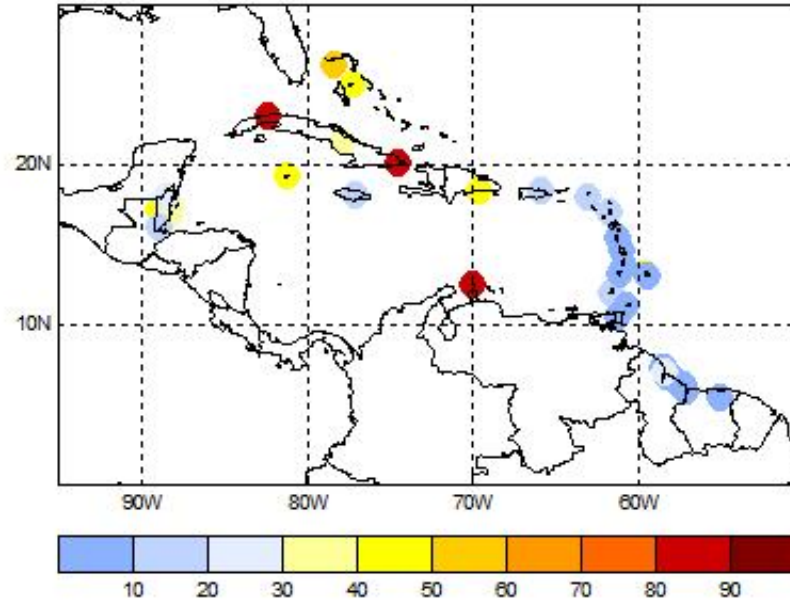
# 15-day dry spells from May to July 2020

Historical avg. number of 15-day dry spells

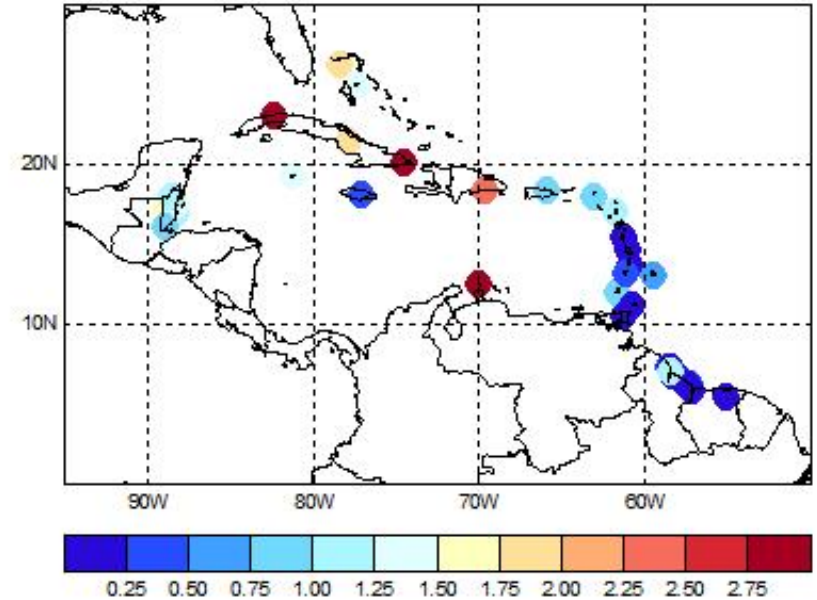


What is the FORECAST for May to July 2020?

Probability of at least ONE 15-day dry spell



MAX number of 15-day dry spells







**CARICOF**  
CARIBBEAN CLIMATE OUTLOOK FORUM

*caricof@cimh.edu.bb*

rcc.cimh.edu.bb

Caribbean Institute for Meteorology and Hydrology

TEL: (246) 425-1362/3 | FAX: (246) 424-4733