

Agro-meteorological Bulletin and Assessment for Farmers and Livestock Producers of Trinidad and Tobago for the third Dekad (21st -30th) of April 2020.

Definitions used in the forecast and bulletin:

Term		Meaning
Dekad		10 day rainfall measuring period
Rain Day		A day with 1.0 mm or more of rainfall amount
Wet Day		A day with 10.0 mm or more of rainfall amount
Extremely Wet Day		A day with 25.0 mm or more of rainfall amount
Normal Rainfall		Between 75% and 125 % of the average
Below Normal Rainfall		Rainfall below 75% of the average
Above Normal Rainfall		Rainfall in excess of 125 % of the average
Much below Normal Rainfall		Rainfall below 50% of the average
Much above Normal Rainfall		Rainfall above 150% of the average
Scanty Rainfall		Less than 1 mm
Moderate Rainfall		1-10 mm
Heavy Rainfall		10-50 mm
Very heavy Rainfall		Greater than 50 mm
Probability of 1-30 %		Low Chance
Probability of 30-70 %		Moderate Chance
Probability greater than 70%		High Chance
Term	Amount of Rain	Type of day
Scanty Rainfall	Less than 1 mm	Relatively dry day
Moderate Rainfall	1-10 mm	Relatively wet day
Heavy Rainfall	10-50 mm	Wet day
Very heavy Rainfall	Greater than 50 mm	Excessively wet day

Weather Assessment for the period (11th – 19th) of April 2020.

During the second dekad of April, mostly relatively dry days occurred in both Trinidad and Tobago except in little pockets in northwest, eastern and southern Trinidad, where few relative wet days occurred. Rainfall total maps for the period 11th to 19th of April are located below as figure 1 and figure 2.

Disclaimer

This information is provided with the understanding that the Trinidad and Tobago Meteorological Service makes no warranties, either expressed or implied, concerning the accuracy, completeness, reliability, or suitability of the forecast or outlook contained in this document. The information may be used freely by the public with appropriate acknowledgement of its source, but shall not be modified in content and then presented as original material.

Rainfall Totals for Trinidad for the Period 11th to 19th April, 2020

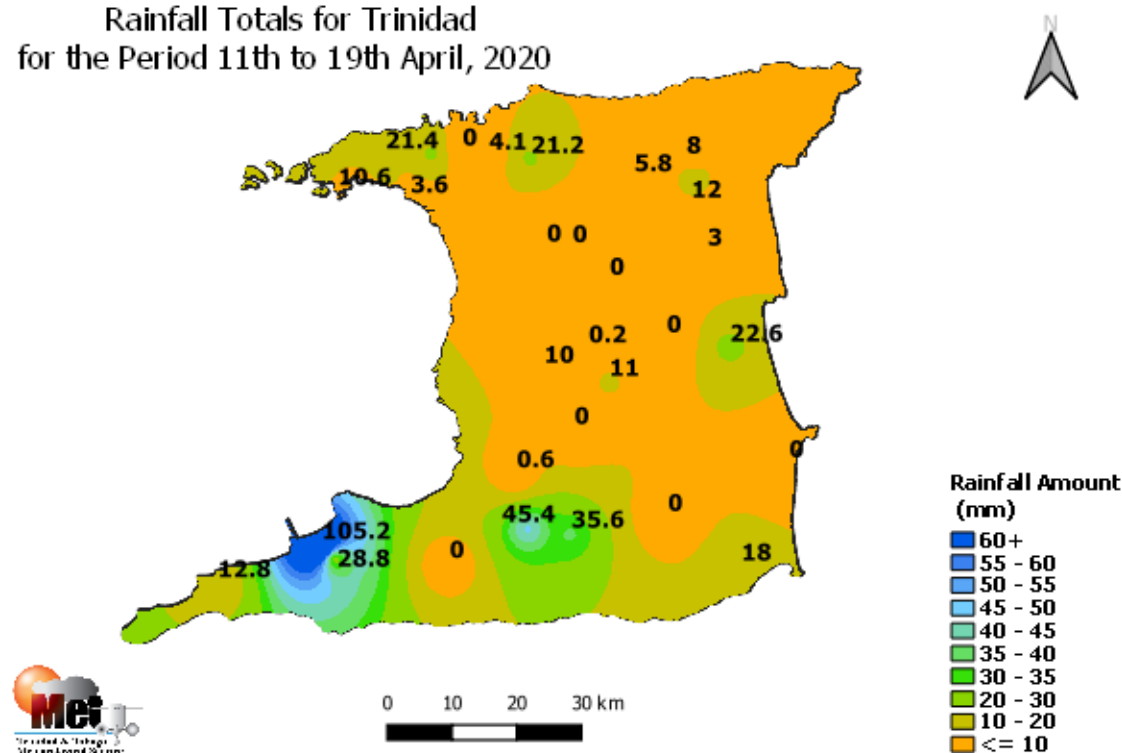


Figure 1. Rainfall map of Trinidad showing measured rainfall totals for varying districts during period 11th to 19th of April 2020.

Disclaimer

This information is provided with the understanding that the Trinidad and Tobago Meteorological Service makes no warranties, either expressed or implied, concerning the accuracy, completeness, reliability, or suitability of the forecast or outlook contained in this document. The information may be used freely by the public with appropriate acknowledgement of its source, but shall not be modified in content and then presented as original material.

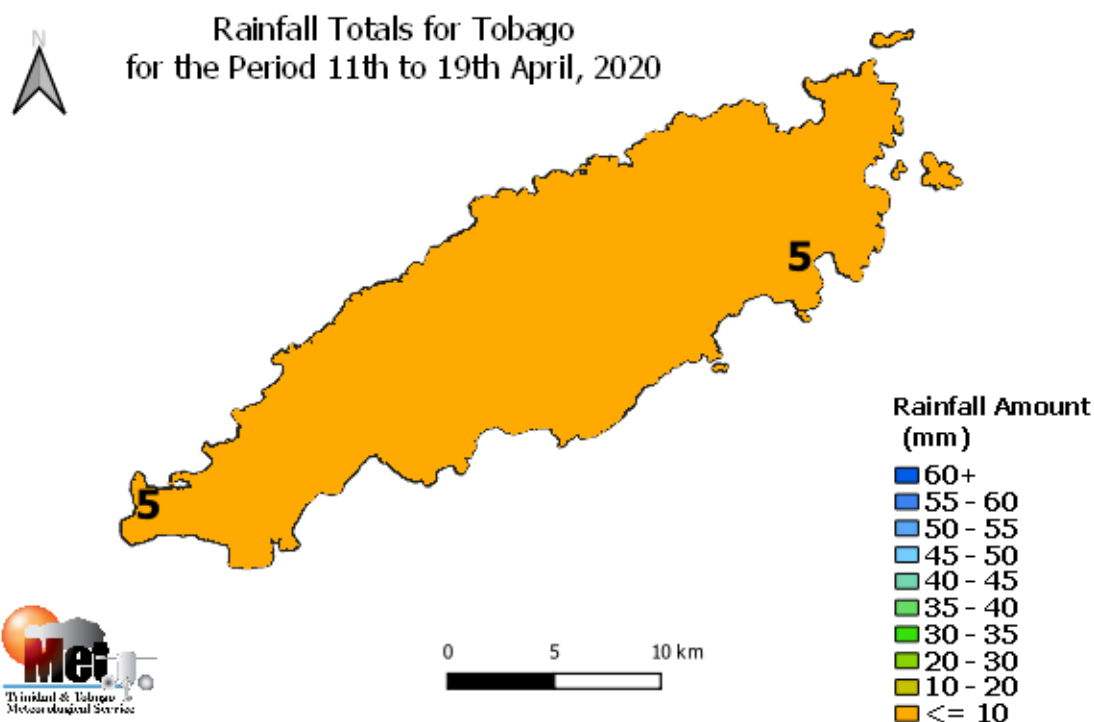


Figure 2. Rainfall map of Tobago showing measured rainfall totals for varying districts during period 11th to 19th of April 2020.

Disclaimer

This information is provided with the understanding that the Trinidad and Tobago Meteorological Service makes no warranties, either expressed or implied, concerning the accuracy, completeness, reliability, or suitability of the forecast or outlook contained in this document. The information may be used freely by the public with appropriate acknowledgement of its source, but shall not be modified in content and then presented as original material.

	Trinidad & Tobago Meteorological Service	Agromet Bulletin Page 4 of 10
--	---	---

The observed Temperatures (maximum/minimum), Average Relative humidity (maximum/minimum) and Long term 10 days (10dys) averages for locations: Piarco International airport and ANR Robinson International airport.

Location	Maximum Temperature °C/ Long term 10 dys average °C	Minimum Temperature °C /Long term 10 dys average °C	Average maximum Relative humidity (%)/ Long term 10 dys average (%)	Average minimum Relative humidity (%)/Long term 10 dys average (%)
Trinidad (Piarco International airport)	34.2/32.4 (1981-2010)	21.8/23.3 (1981-2010)	75/93 (1990-2010)	65/65 (1990-2010)
Tobago (ANR Robinson International airport)	32.6/31.9 (1981-2010)	23.7/24.2 (1981-2010)	76/87 (1990-2010)	65/63 (1990-2010)

Disclaimer

This information is provided with the understanding that the Trinidad and Tobago Meteorological Service makes no warranties, either expressed or implied, concerning the accuracy, completeness, reliability, or suitability of the forecast or outlook contained in this document. The information may be used freely by the public with appropriate acknowledgement of its source, but shall not be modified in content and then presented as original material.

The Expected Weather conditions during the Third Dekad (21st –30th) of April 2020, for Trinidad and Tobago, as seen in table 1.

Table 1.

Days:	Expected weather:
21st	Few cloudy patches with a low probability (20%) of a brief shower.
22nd	Intermittent cloudy patches with a moderate probability (45%) of brief showers.
23rd	Intermittent cloudy patches with a moderate probability (45%) of brief showers.
24th	Intermittent cloudy patches with a moderate probability (45%) of brief showers.
25th	Few cloudy patches with a low probability (20%) of a brief shower.
26th	Few cloudy patches with a low probability (20%) of a brief shower.
27th	Few cloudy patches with a low probability (20%) of a brief shower.
28th	Few cloudy patches with a low probability (20%) of a brief shower.
29th	Intermittent cloudy patches with a moderate probability (45%) of brief showers.
30th	Intermittent cloudy patches with a moderate probability (45%) of brief showers.

Disclaimer

This information is provided with the understanding that the Trinidad and Tobago Meteorological Service makes no warranties, either expressed or implied, concerning the accuracy, completeness, reliability, or suitability of the forecast or outlook contained in this document. The information may be used freely by the public with appropriate acknowledgement of its source, but shall not be modified in content and then presented as original material.

The expected Temperatures, Humidity and Dust haze days during the Third dekad of April for Piarco, Trinidad as seen in table 2.

Table 2.

Day	Maximum Temperature °C	Minimum Temperature °C	Average Relative humidity (%)	Dust Haze Yes/No
21 st	34.2	21.0	65	Yes
22 nd	34.5	21.0	70	Yes
23 rd	34.5	21.0	70	Yes
24 th	34.5	21.5	67	Yes
25 th	34.5	21.5	65	Yes
26 th	35.0	22.0	65	Yes
27 th	34.5	21.8	64	Yes
28 th	34.5	21.0	64	Yes
29 th	34.2	22.0	80	No
30 th	34.0	22.0	80	No

Disclaimer

This information is provided with the understanding that the Trinidad and Tobago Meteorological Service makes no warranties, either expressed or implied, concerning the accuracy, completeness, reliability, or suitability of the forecast or outlook contained in this document. The information may be used freely by the public with appropriate acknowledgement of its source, but shall not be modified in content and then presented as original material.

The expected Temperatures, Humidity and Dust haze days during the Third dekad of April for ANR Robinson, Tobago as seen in table 3.

Table 3

Day	Maximum Temperature °C	Minimum Temperature °C	Average Relative humidity (%)	Dust Haze Yes/No
21 st	32.6	23.7	65	Yes
22 nd	32.6	23.7	68	Yes
23 rd	32.4	23.7	68	Yes
24 th	33.0	22.0	68	Yes
25 th	33.0	22.0	65	Yes
26 th	33.0	22.0	65	Yes
27 th	33.0	22.0	65	Yes
28 th	33.0	22.0	65	Yes
29 th	32.5	23.8	78	No
30 th	32.8	23.8	78	No

Trinidad's Mean Daily Rainfall Forecast for the Third Dekad of April (21st-30th) 2020.

Northern & Northwestern areas:

Moderate chance (60%) of mean daily rainfall up to 2.3 mm.

North-Eastern and Eastern areas:

Moderate chance (68%) of mean daily rainfall up to 3.7 mm.

Central, West-Central and inland areas:

Moderate chance (60%) of mean daily rainfall up to 1.5 mm.

South-Eastern areas:

Disclaimer

This information is provided with the understanding that the Trinidad and Tobago Meteorological Service makes no warranties, either expressed or implied, concerning the accuracy, completeness, reliability, or suitability of the forecast or outlook contained in this document. The information may be used freely by the public with appropriate acknowledgement of its source, but shall not be modified in content and then presented as original material.

Moderate chance (68%) of mean daily rainfall up to 4.0 mm.

Southern areas:

Moderate chance (68%) of mean daily rainfall up to 3.6 mm.

South-Western areas:

Moderate chance (68%) of mean daily rainfall up to 3.4 mm.

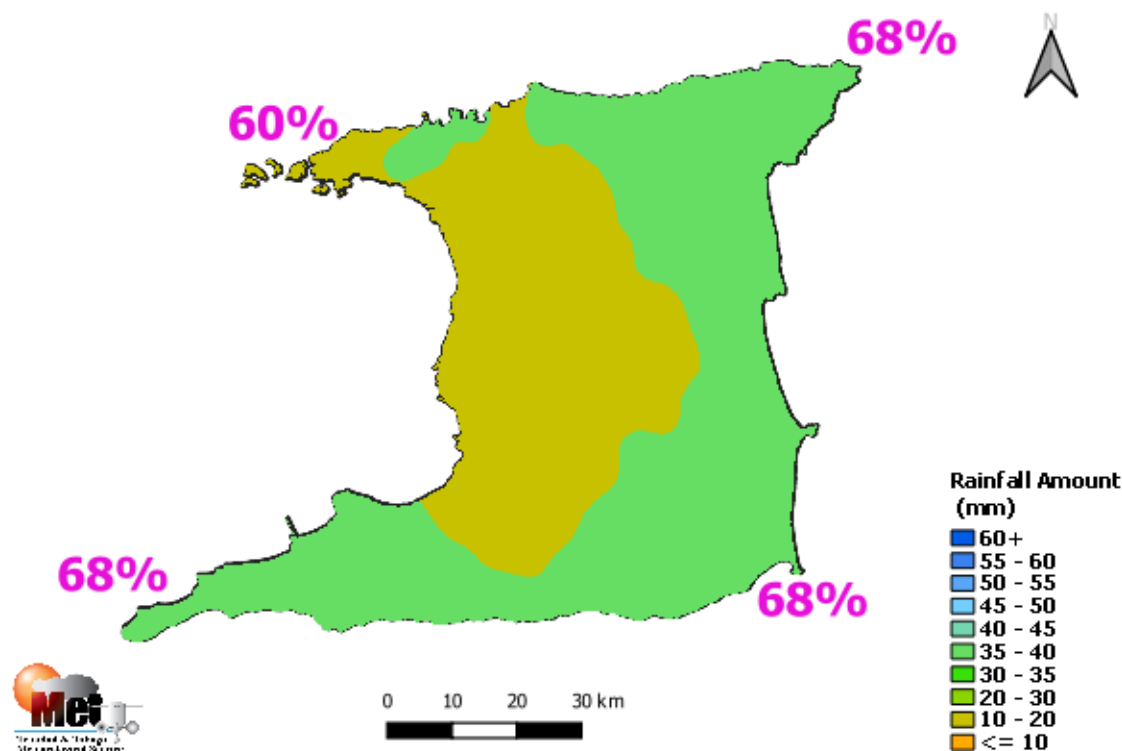


Figure 3. Rainfall map of Trinidad showing possible rainfall totals for varying districts during third dekad of April 2020 and percentage probability of occurrence.

Disclaimer

This information is provided with the understanding that the Trinidad and Tobago Meteorological Service makes no warranties, either expressed or implied, concerning the accuracy, completeness, reliability, or suitability of the forecast or outlook contained in this document. The information may be used freely by the public with appropriate acknowledgement of its source, but shall not be modified in content and then presented as original material.

Tobago's Mean Daily Rainfall Forecast for the Third Dekad of April (21st –30th) 2020.

Northeastern areas:

Moderate chance (60%) of mean daily rainfall up to 2.3 mm.

South-Western areas:

Moderate chance (68%) of mean daily rainfall up to 2.9 mm.

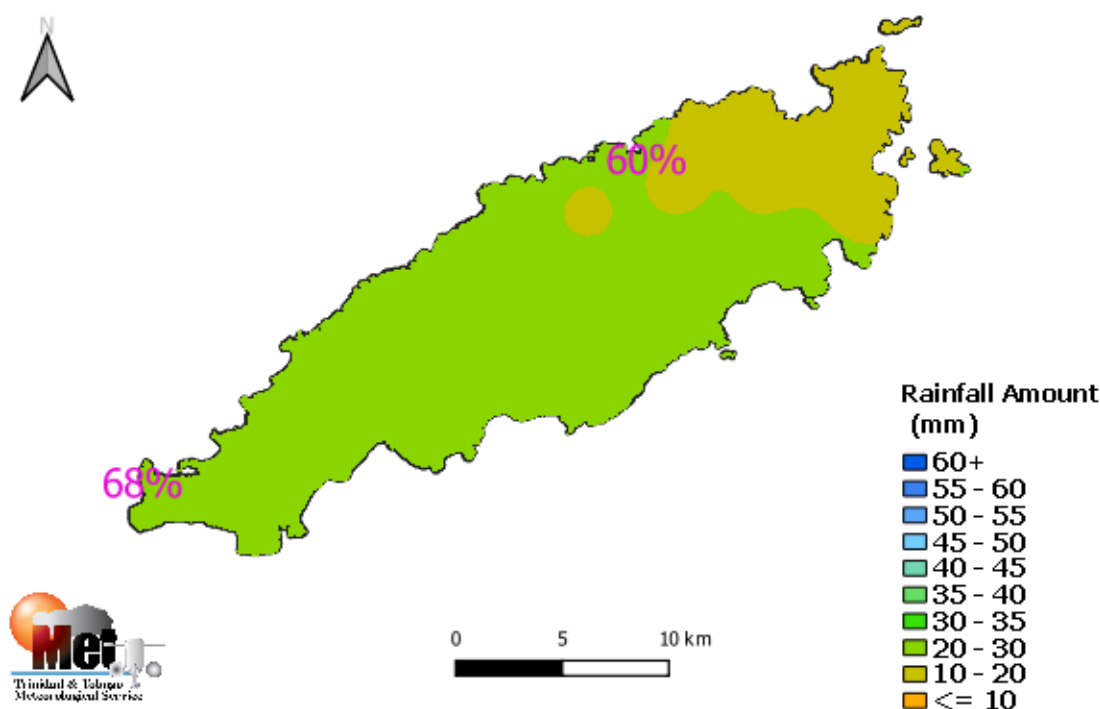


Figure 4. Rainfall map of Tobago showing possible rainfall totals for varying districts during third dekad of April 2020 and percentage probability of occurrence.

Disclaimer

This information is provided with the understanding that the Trinidad and Tobago Meteorological Service makes no warranties, either expressed or implied, concerning the accuracy, completeness, reliability, or suitability of the forecast or outlook contained in this document. The information may be used freely by the public with appropriate acknowledgement of its source, but shall not be modified in content and then presented as original material.



Impacts on Agriculture:

During the third dekad of April 2020, equal amounts are likely of relatively dry and relatively wet days. Expect relatively dry days on the 21st, 25th, 26th, 27th, 28th, and relatively wet days on the 22nd, 23rd, 24th, 29th and 30th. There is a moderate (30%) probability that the rainfall anticipated, might return small amounts of soil moisture across Trinidad and Tobago. Rivers will continue to be very low, shrubs and grass growth will continue at a very slow pace. Additionally, the heat season is upon us, with rising mean temperatures, there is a high (72%) probability of insects, pests and warm weather diseases may possibly develop.

Sun and Moon positions in the sky:

The sun is presently at latitude of approximately 11.5 degrees north latitude, and with this position, the day length for this dekad will be 12.4 hours. A high probability (80%) of intense solar radiation occurring during the third dekad of April 2020, when the sky is generally cloud free. There is high probability (80%) of heat stress on variety of plant seedlings and young/sick/elderly animals from direct exposure to solar radiation and high temperatures. Additionally, the moon's new moon phase will be on the 22nd of April 2020 and first quarter phase will be on the 30th April 2020. As a result, there will be medium to low moon illumination over crop fields and livestock at night during the dekad.

Summary:

During the third dekad of April 2020, equal amounts are likely of relatively dry and relatively wet days. Expect relatively dry days on the 21st, 25th, 26th, 27th, 28th, and relatively wet days on the 22nd, 23rd, 24th, 29th and 30th. On relatively dry days expect few cloudy patches with a low probability (20%) of a brief shower; while on relatively wet days expect intermittent cloudy patches with a moderate probability (45%) of brief showers.

Disclaimer

This information is provided with the understanding that the Trinidad and Tobago Meteorological Service makes no warranties, either expressed or implied, concerning the accuracy, completeness, reliability, or suitability of the forecast or outlook contained in this document. The information may be used freely by the public with appropriate acknowledgement of its source, but shall not be modified in content and then presented as original material.