

Dry Spells Outlook for January to March 2020

*Coordination – CIMH – Dr. Cédric J. Van Meerbeeck
caricof@cimh.edu.bb*

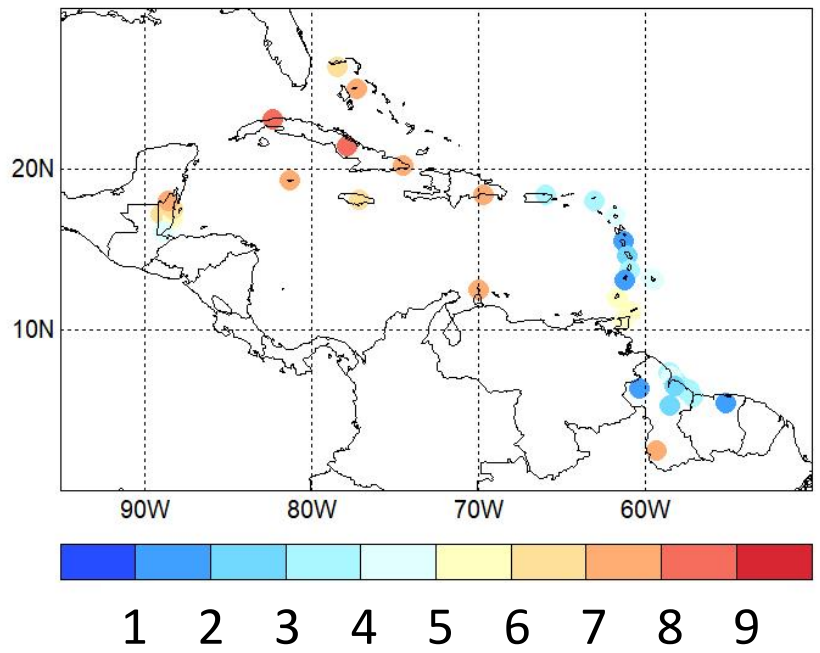
Participating territories

Antigua & Barbuda, Aruba, Bahamas, Barbados, Belize, Cayman Islands, Cuba, Curaçao, Dominica, Dominican Republic, French Guiana, Grenada, Guadeloupe, Guyana, Haïti, Jamaica, Aprtinique, Puerto Rico, St. Barth's, St. Kitts & Nevis, St. Lucia, St. Maarten/St. Aprtin, St. Vincent & the Grenadines, Suriname, Trinidad & Tobago and the US Virgin Islands

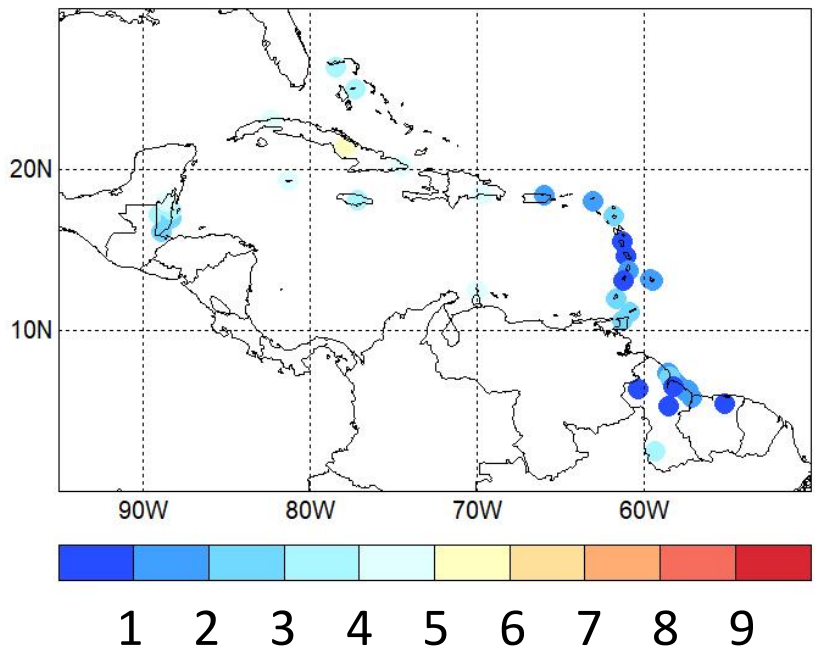


How many 7-day, 10-day or 15-day dry spells do we historically get **on average** from January to March?

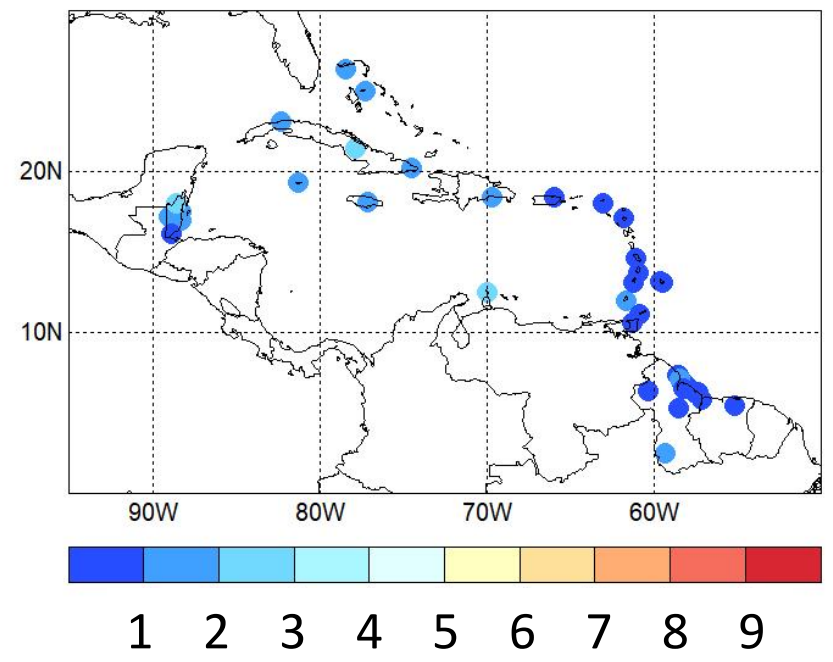
7-day dry spells



10-day dry spells



15-day dry spells

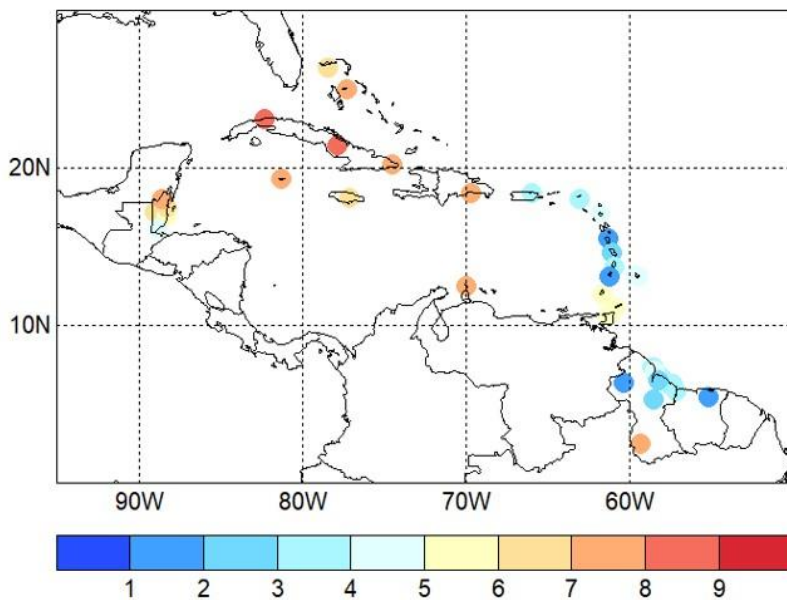


January to March 2020	No. of 7-dy dry spells		No. of 10-dy dry spells		No. of 15-dy dry spells	
	Climatology	Forecast	Climatology	Forecast	Climatology	Forecast
Antigua (GreenCas)	3-6	2-7	1-4	1-4	0-1	0-2
Aruba (Beatrix)	5-11	5-12	3-4	3-7	1-4	1-5
Bahamas (Freeport)	5-9	4-9	1-3	1-5	0-2	0-2
Bahamas (NewProvi)	6-9	6-10	3-3	2-6	0-3	0-3
Barbados (CIMH)	2-7	2-7	1-2	0-3	0-2	0-2
Barbados (GAIA)	2-6	2-8	1-2	0-3	0-2	0-2
Belize_Belmopan	4-8	3-9	1-2	1-5	0-2	0-3
Belize (C. Farm)	4-8	3-9	2-3	2-5	1-2	0-2
Belize_Melinda	3-7	3-8	1-2	1-4	0-2	0-2
Belize_PG-Airpor	4-8	4-8	2-3	1-5	0-2	0-2
Belize_PGorda	3-7	3-7	1-2	1-4	0-2	0-2
Belize_Towerhill	6-10	6-10	3-3	3-6	1-3	0-4
Cayman	6-9	6-9	3-3	2-5	1-2	0-2
Cuba_Camaguey	7-10	7-11	4-3	3-7	1-3	1-3
Cuba_Casablanca	6-10	6-10	3-3	2-7	1-3	0-3
Cuba (Punta Maisi)	6-9	5-10	3-3	2-6	1-3	0-3
Dominica (Douglas Charles)	0-2	0-2	0-1	0-1	0-0	0-0
Dom. Republic (Las Americas)						
Grenada (MBIA)	4-8	4-9	1-3	1-5	0-2	0-3
Guyana_Aishalton	5-9	5-11	2-3	2-7	0-3	1-4
Guyana (Albion)	1-5	1-7	1-2	1-4	0-1	0-1
Guyana_Apaikwa	0-3	0-3	0-1	0-1	0-0	0-0
Guyana_Bmont7	2-7	2-9	0-2	0-4	0-2	0-3
Guyana_BmontFron	1-6	1-7	0-2	0-3	0-1	0-1

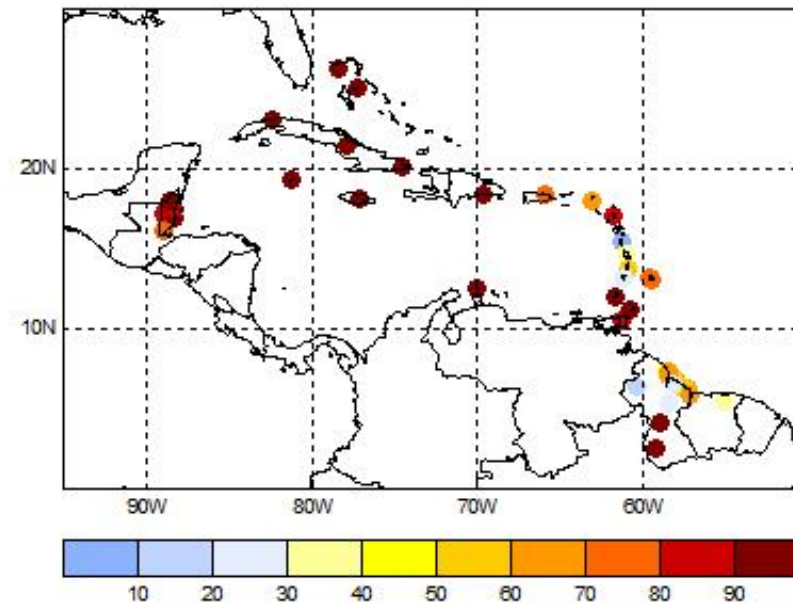
January to March 2020	No. of 7-dy dry spells		No. of 10-dy dry spells		No. of 15-dy dry spells	
	Climatology	Forecast	Climatology	Forecast	Climatology	Forecast
Guyana (Charity)	2-5	2-7	1-1	1-3	0-1	0-2
Guyana_DeKindren	1-6	1-6	0-2	0-4	0-1	0-1
Guyana (Enmore)	2-6	2-7	0-1	0-3	0-1	0-1
Guyana (Greatfall)	0-4	0-5	0-1	0-2		
Guyana (Georgetown)	2-5	2-6	0-1	0-3	0-1	0-1
Guyana_KaAprang						
Guyana_LaBagat	3-8	0-10	2-2	0-5	0-2	0-2
Guyana_LeonFront	1-6	1-7	0-2	0-3	0-1	0-1
Guyana_McNabbB	1-6	2-7	0-2	0-3	0-1	0-1
Guyana (New Amsterdam)	1-5	1-6	0-1	0-3	0-1	0-1
Guyana_Onderneem	2-8	2-10	0-3	0-5	0-2	0-2
Guyana_RoseHall						
Guyana (Skeldon)	2-5	2-6	0-2	0-4	0-1	0-1
Guyana (Timehri)	1-5	1-5	0-1	0-3		
Jamaica_Sangster	6-9	6-9	3-3	3-5	1-3	1-3
Jamaica_Worthy-P	5-7	4-8	2-3	2-5	0-2	0-2
Martinique (FDF Desaix)	1-3	1-4	0-1	0-2	0-1	0-1
Puerto Rico (San Juan)	2-5	2-6	0-2	0-3	0-1	0-1
St. Lucia (Hewanorra)	2-5	1-6	0-1	0-3	0-1	0-1
St. Vincent (ET Joshua)	1-3	0-4	0-1	0-2	0-1	0-0
St. Maarten (TNCM)	1-4	1-6	0-1	0-2	0-1	0-1
Suriname (Zanderij)	0-3	0-4	0-1	0-1	0-0	0-1
Trinidad (Piarco)	3-8	3-9	0-3	1-5	0-2	0-2
Tobago (ANR Robinson)	3-7	3-8	1-2	1-4	0-2	0-2

7-day dry spells from January to March 2020

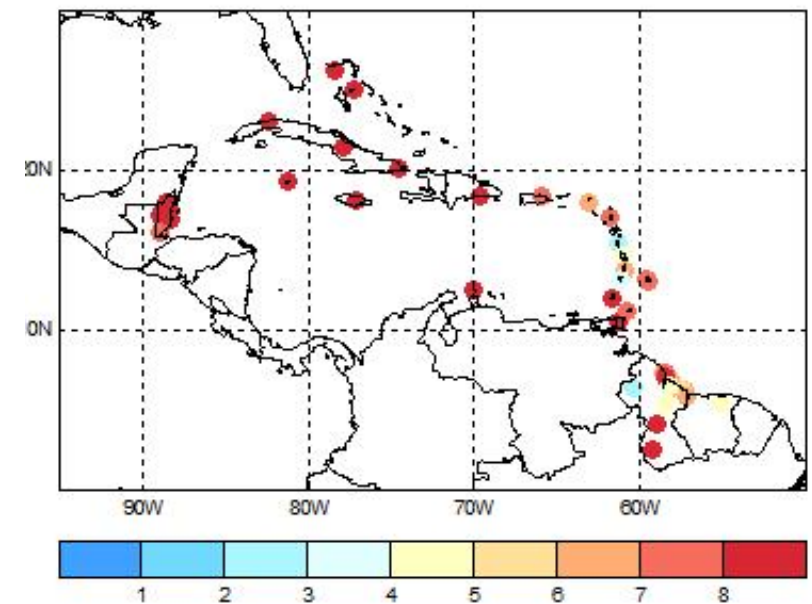
**Historical avg. number
of 7-day dry spells**



**Probability of at least
THREE 7-day dry spells**



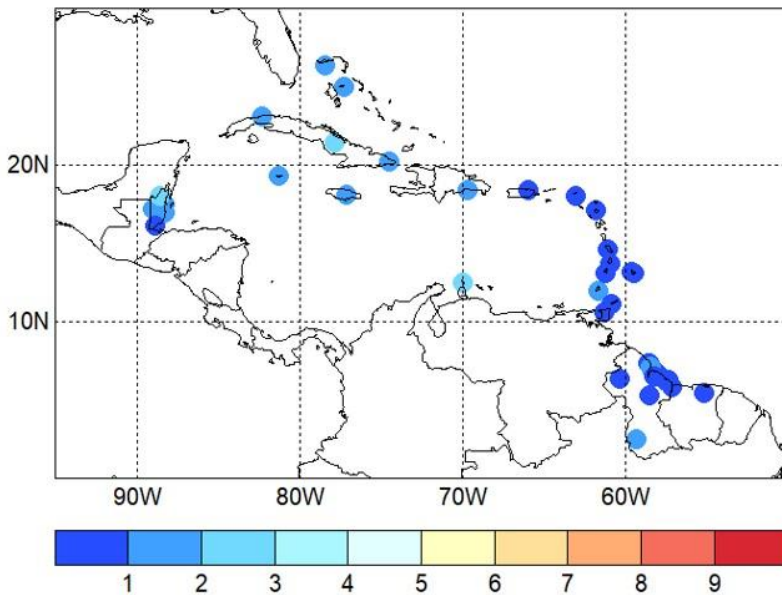
**MAX number of 7-day
dry spells**



What is the FORECAST for
January to March 2020?

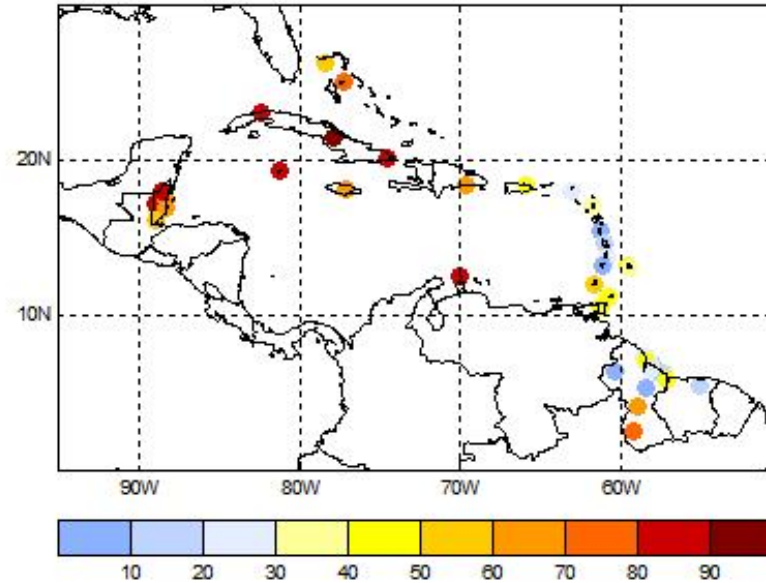
15-day dry spells from January to March 2020

Historical avg. number of 15-day dry spells

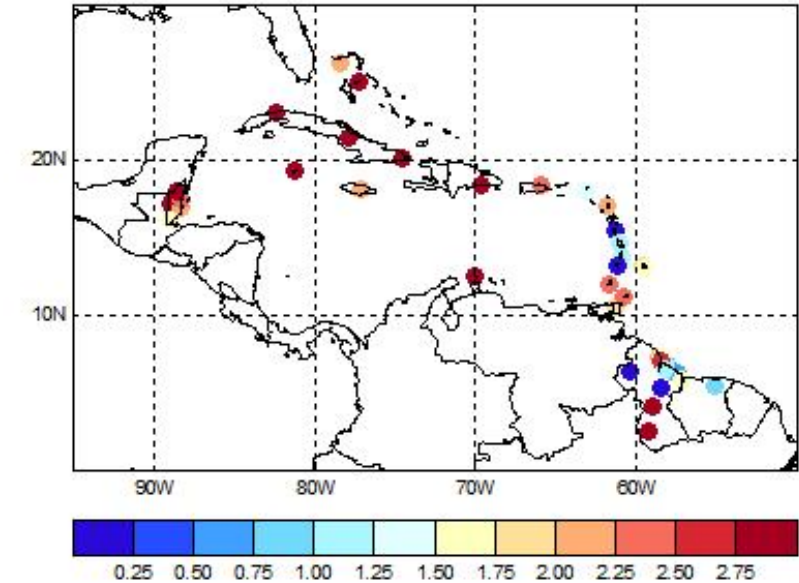


What is the FORECAST for January to March 2020?

Probability of at least ONE 15-day dry spell



MAX number of 15-day dry spells





CARICOF
CARIBBEAN CLIMATE OUTLOOK FORUM

caricof@cimh.edu.bb

rcc.cimh.edu.bb

Caribbean Institute for Meteorology and Hydrology

TEL: (246) 425-1362/3 | FAX: (246) 424-4733