

Dry Spells Outlook for February to April 2020

*Coordination – CIMH – Dr. Cédric J. Van Meerbeeck
caricof@cimh.edu.bb*

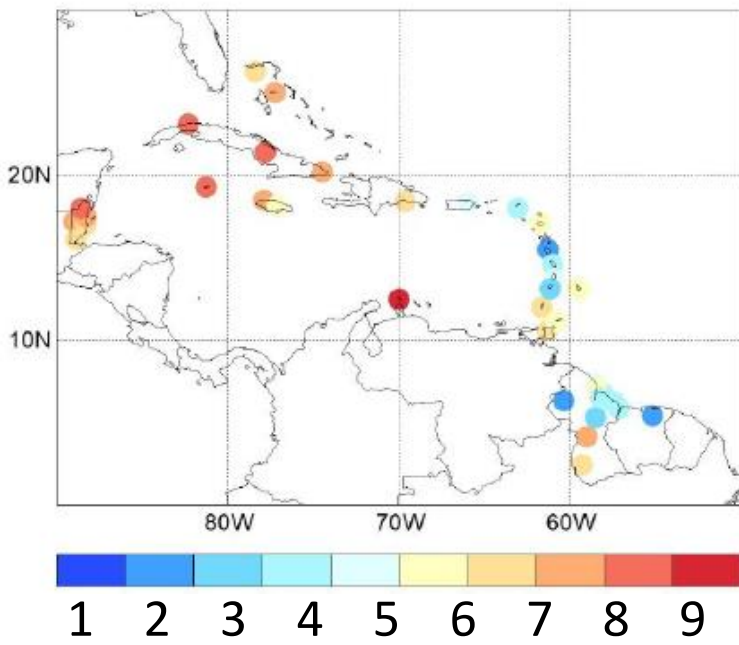
Participating territories

Antigua & Barbuda, Aruba, Bahamas, Barbados, Belize, Cayman Islands, Cuba, Curaçao, Dominica, Dominican Republic, French Guiana, Grenada, Guadeloupe, Guyana, Haïti, Jamaica, Aprtinique, Puerto Rico, St. Barth's, St. Kitts & Nevis, St. Lucia, St. Maarten/St. Aprtin, St. Vincent & the Grenadines, Suriname, Trinidad & Tobago and the US Virgin Islands

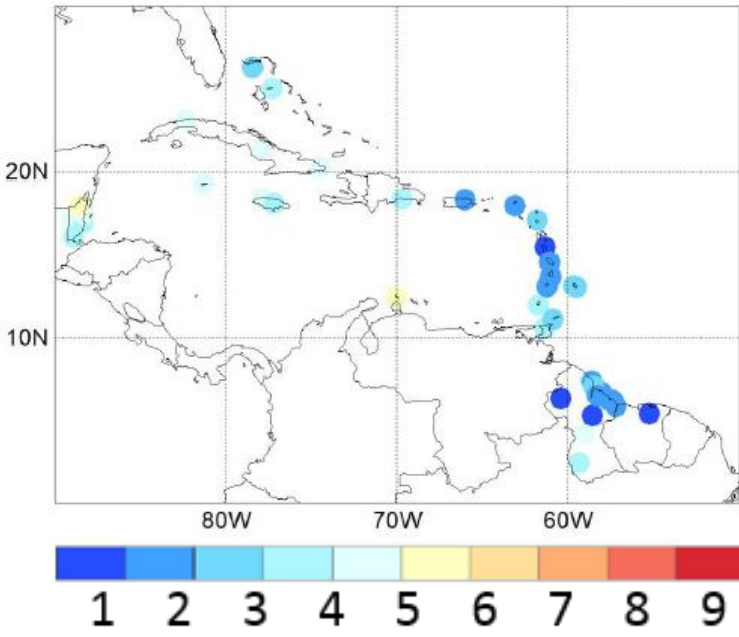


How many 7-day, 10-day or 15-day dry spells do we historically get **on average** from February to April?

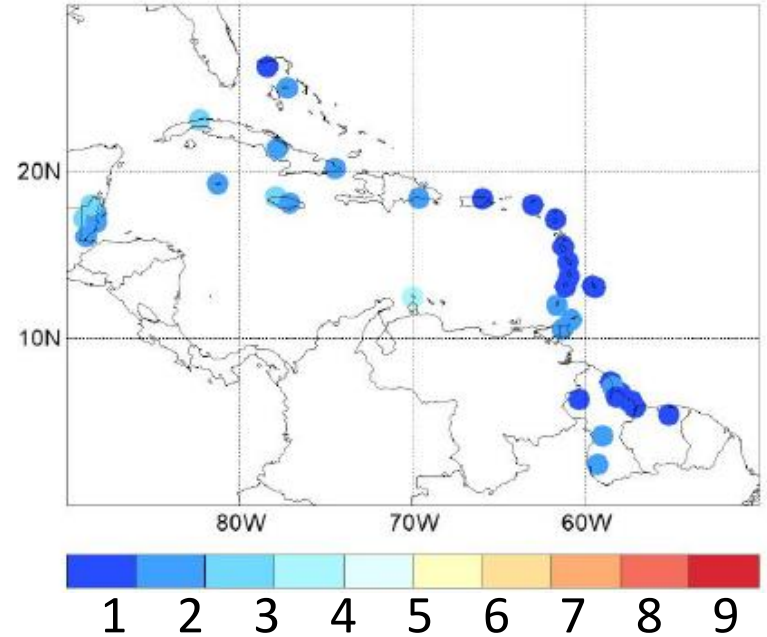
7-day dry spells



10-day dry spells



15-day dry spells



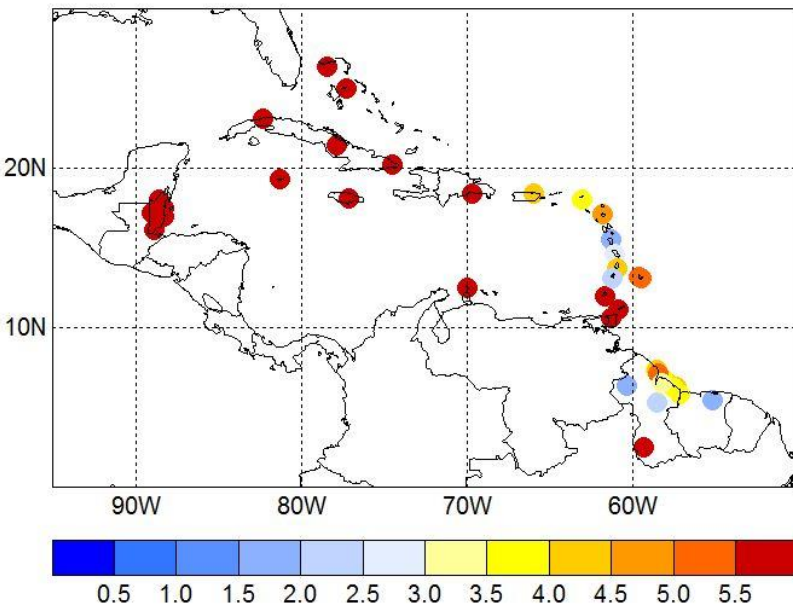
February to April 2020	No. of 7-dy dry spells		No. of 10-dy dry spells		No. of 15-dy dry spells	
	Climatology	Forecast	Climatology	Forecast	Climatology	Forecast
Antigua (GreenCas)	4-7	3-7	1-3	1-4	0-2	0-2
Aruba (Beatrix)	8-11	7-12	5-4	5-8	2-5	2-5
Bahamas (Freeport)	5-8	4-9	2-3	2-5	0-2	0-2
Bahamas (NewProvi)	6-9	5-10	2-3	2-5	0-2	0-3
Barbados (CIMH)	4-8	3-7	2-2	1-4	0-2	0-2
Barbados (GAIA)	3-7	2-8	1-2	1-4	0-2	0-2
Belize_Belmopan	5-10	5-11	3-3	3-6	1-3	1-3
Belize (C. Farm)	6-10	6-11	3-3	3-6	1-3	1-3
Belize_Melinda	5-8	5-9	2-3	2-5	1-3	0-2
Belize_PG-Airpor	7-9	6-9	3-3	3-6	1-3	0-3
Belize_PGorda	4-8	4-9	2-3	2-5	0-2	0-3
Belize_Towerhill	8-10	8-10	4-3	4-6	2-3	1-3
Cayman	7-9	6-10	3-3	3-6	1-3	1-3
Cuba_Camaguey	6-10	5-11	3-3	2-6	1-4	0-3
Cuba_Casablanca	6-10	7-11	3-3	3-7	1-4	1-4
Cuba (Punta Maisi)	7-9	6-10	3-3	3-7	1-3	1-4
Dominica (Douglas Charles)	0-3	0-3	0-1	0-2	0-0	0-0
Dom. Republic (Las Americas)	5-8	5-9	2-3	2-6	0-3	0-3
Grenada (MBIA)	5-9	5-8	2-3	2-6	0-3	0-3
Guyana_Aishalton	2-5	2-5	1-2	1-3	0-1	0-1
Guyana (Albion)	3-6	2-6	1-2	1-3	0-1	0-1
Guyana_Apaikwa	0-3	0-2	0-1	0-1	0-0	0-0
Guyana_Bmont7	3-7	2-7	1-2	1-4	0-2	0-2
Guyana_BmontFron	2-6	2-6	0-2	0-3	0-2	0-1

February to April 2020

	No. of 7-dy dry spells		No. of 10-dy dry spells		No. of 15-dy dry spells	
	Climatology	Forecast	Climatology	Forecast	Climatology	Forecast
Guyana (Charity)	2-7	2-7	1-2	1-3	0-2	0-2
Guyana_DeKindren	1-6	1-5	0-2	0-3	0-1	0-1
Guyana (Enmore)	3-6	2-6	0-2	0-3	0-1	0-1
Guyana (Greatfall)	0-2	0-2	0-1	0-1		
Guyana (Georgetown)	2-6	1-6	0-2	0-3	0-1	0-1
Guyana_KaAprang	0-0	0-0	0-0	0-0	0-0	0-0
Guyana_LaBagat	2-5	1-4	1-3	1-3	0-2	0-1
Guyana_LeonFront	2-6	1-6	0-2	0-3	0-1	0-1
Guyana_McNabbB	2-7	2-6	0-2	0-4	0-2	0-2
Guyana (New Amsterdam)	2-6	1-5	0-2	0-2	0-1	0-1
Guyana_Onderneem	2-9	2-8	0-3	1-5	0-3	0-3
Guyana_RoseHall	2-6	2-6	0-1	0-2	0-1	0-1
Guyana (Skeldon)	2-5	1-6	0-2	0-3	0-2	0-1
Guyana (Timehri)	2-5	1-5	0-2	0-3		
Jamaica_Sangster	4-5	3-5	2-3	1-2	1-2	1-1
Jamaica_Worthy-P	4-7	4-8	2-2	2-5	0-2	0-2
Martinique (FDF Desaix)	1-5	1-5	0-1	0-3	0-1	0-1
Puerto Rico (San Juan)	2-7	2-7	1-2	1-3	0-1	0-1
St. Lucia (Hewanorra)	2-7	2-6	1-2	0-3	0-2	0-1
St. Vincent (ET Joshua)	1-4	1-4	0-1	0-2	0-1	0-1
St. Maarten (TNM)	2-6	2-6	0-2	1-3	0-1	0-1
Suriname (Zanderij)	0-3	0-3	0-1	0-1	0-0	0-0
Trinidad (Piarco)	5-8	4-8	1-3	2-6	0-3	0-3
Tobago (ANR Robinson)	4-8	4-8	1-3	1-5	0-3	0-2

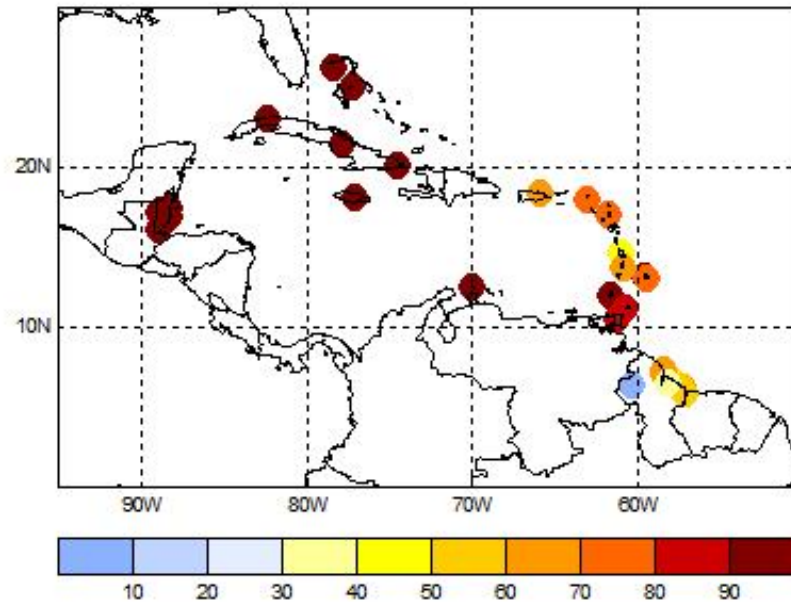
7-day dry spells from February to April 2020

Historical avg. number of 7-day dry spells

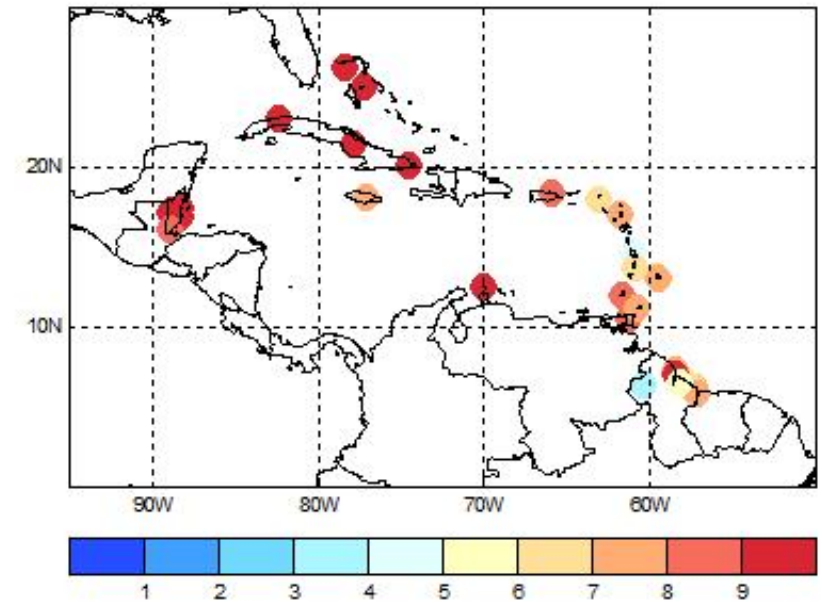


What is the FORECAST for February to April 2020?

Probability of at least THREE 7-day dry spells

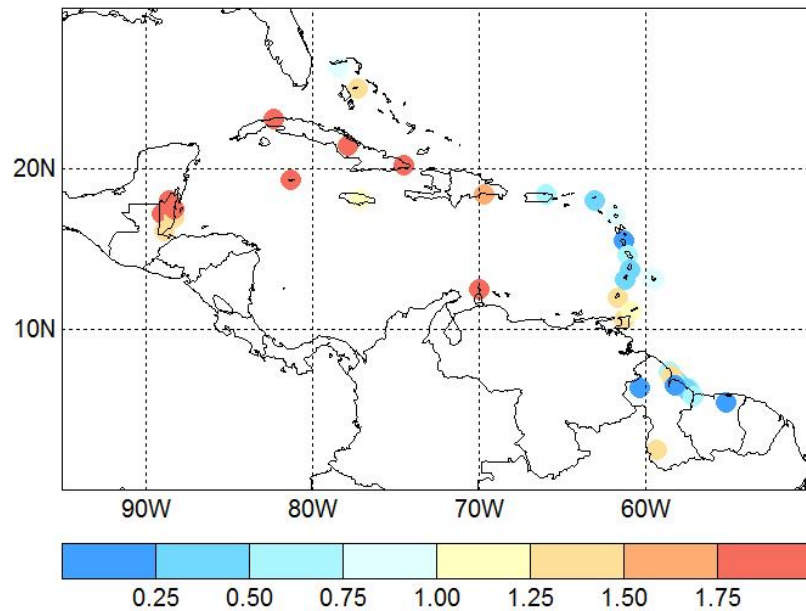


MAX number of 7-day dry spells



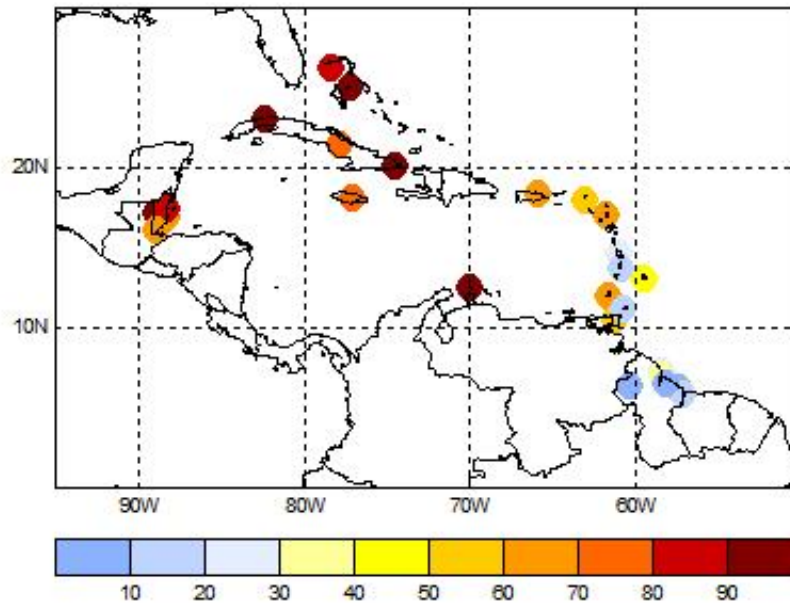
15-day dry spells from February to April 2020

Historical avg. number of 15-day dry spells

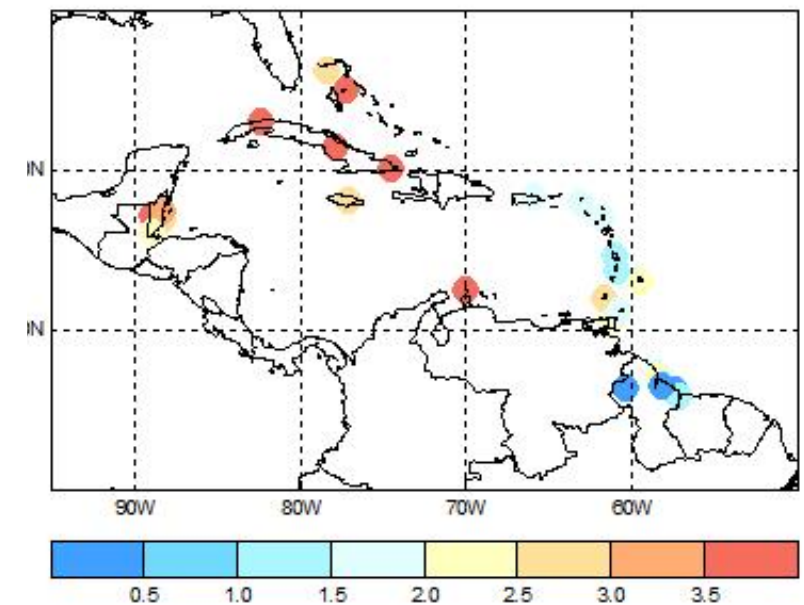


What is the FORECAST for February to April 2020?

Probability of at least ONE 15-day dry spell



MAX number of 15-day dry spells





CARICOF
CARIBBEAN CLIMATE OUTLOOK FORUM

caricof@cimh.edu.bb

rcc.cimh.edu.bb

Caribbean Institute for Meteorology and Hydrology

TEL: (246) 425-1362/3 | FAX: (246) 424-4733