

Rainfall frequency and extreme forecasts

—

Wet days and Wet spells Outlooks February to April 2020

**Dr. Cedric VAN MEERBEECK¹, Dr. Teddy ALLEN¹, Dr. Simon MASON²,
Ángel MUÑOZ², Wazita Scott¹, Dale Destin³**

¹Caribbean Institute for Meteorology and Hydrology (CIMH), Barbados

²International Research Institute for Climate and Society (IRI), USA

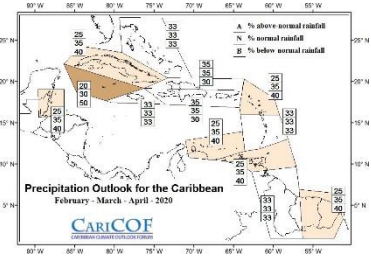
³Antigua and Barbuda Meteorological Services



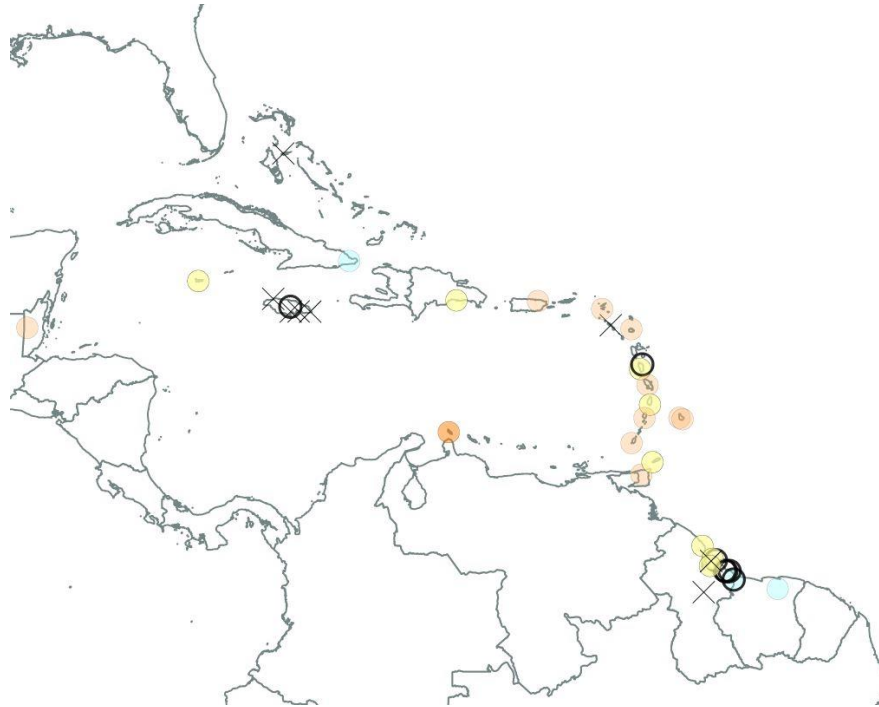
Wet day frequency shifts

Forecast for: February to April 2020

Precipitation outlook



FMA 2020
Frequency of wet days



USUALLY: Out of 90 days in Feb-Mar-Apr, there are about 15 to 30 wet days (ABC Islands: 5-15; coastal Guianas: 20-45).

FORECAST: FMA rainfall may be less than usual in the ABC Islands, Belize, Cayman, Cuba, Guyana, Trinidad & Tobago, Suriname, and Leeward Islands. **A slight decrease in the number of wet days is forecast for most locations in the region** (*low to medium confidence*).

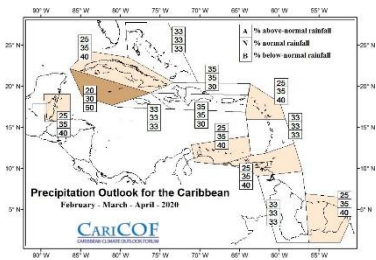
IMPLICATIONS:

- Relatively few disruptions of outdoor tourism based activities during the annual peak of the dry season.
- Increasing surface dryness will progressively increase wild fire potential, while making environmental conditions less conducive to moisture related pests.

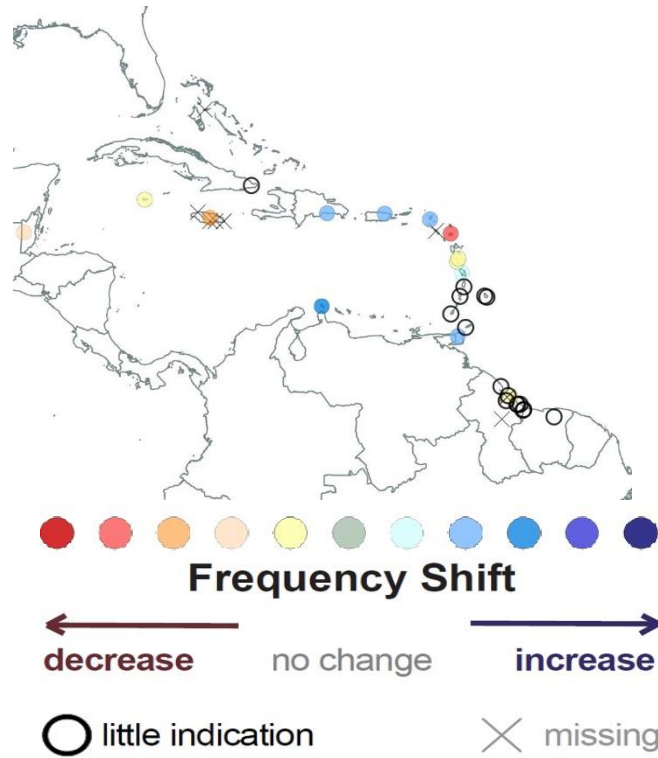
Wet spells frequency shifts

Forecast for: February to April 2020

Precipitation outlook



FMA 2020 frequency of 7-day wet spells



FMA 2020 frequency of 7-day very wet spells



USUALLY: Up to 3 wet spells (coastal Guianas: up to 4) occur from Feb to Apr, with up to 1 of them ending up very wet (coastal Guianas: up to 2).

FORECAST: FMA rainfall may be less than usual in the ABC Islands, Belize, Cayman, Cuba, Guyana, Trinidad & Tobago, Suriname, and Leeward Islands. A slight decrease in the number of wet days is forecast for most locations in the region (*low to medium confidence*), while the number of wet spells may be slightly lower or higher than average during this peak of the dry season (*low to medium confid.*) and no significant shifts in the number of very wet spells is forecast (*low confid.*).

IMPLICATIONS:

- Water depletion rates peak during this season due to the low number of wet spells.
- Potentially slightly slower than usual depletion from the Dom. Repub. eastwards to St. Kitts.
- Marginal flooding potential before April, then increasing somewhat in the Greater Antilles.

Wet days outlook



Extreme wet spells frequency shifts

Forecast for: February to April 2020

USUALLY: Up to 1 extreme wet spell occurs from February to April. Virtually none in most other places through March.

FORECAST: FMA rainfall may be less than usual in the ABC Islands, Belize, Cayman, Cuba, Guyana, Trinidad & Tobago, Suriname, and Leeward Islands. A slight decrease in the number of wet days is forecast for most locations in the region (*low to medium confidence*), while the number of wet spells may be slightly lower or higher than average during this peak of the dry season (*low to medium confid.*) and no significant shifts in the number of very wet spells (*low confid*) and extreme wet spells (*medium to high confid.*) are forecast.

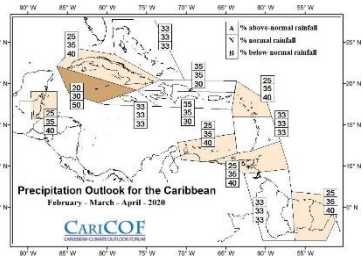
IMPLICATION:

- Flash flood potential throughout the region is expected to be of marginal concern in February and March, but of some concern in April, especially in the Greater Antilles.

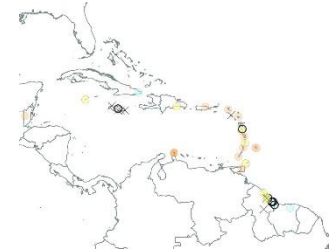
FMA 2020 frequency of extreme (top 1%) 3-day wet spells



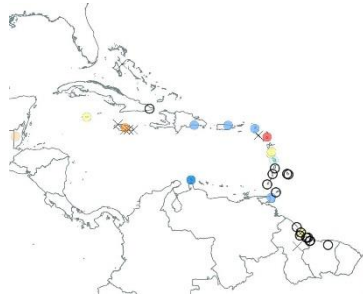
Precipitation outlook



Wet days outlook



Wet spells outlook



Very wet spells outlook



February to April 2020

	No. of wet days		No. of 7-day wet spells (20% wettest)		No. of 7-day very wet spells (10% wettest)		No. of 3-day extremely wet spells (1% wettest)	
	Climatology	Forecast	Climatology	Forecast	Climatology	Forecast	Climatology	Forecast
	Antigua (VC Bird)	15-29	12-30	1-2.4	0.6-2	0.4-1.3	0-1.4	0-1
Aruba (Beatrix)	4-15	2-12	0.4-2.6	0.7-3.2	0-1.1	0-1	0-0	0-0
Barbados (CIMH)	15-30	13-30	0.4-1.6	0.1-1.6	0-0.9	0-0.9	0-0	0-0
Barbados (GAIA)	17-29	14-32	0.4-2.1	0.5-2	0-0.9	0-1	0-0	0-0
Belize (C. Farm)	9-20	6-19	0.4-1.6	0.1-1.5	0-0.8	0-0.8	0-0	0-0
Cayman	7-16	6-18	0-1.3	0-1.4	0-0.6	0-0.9	0-0	0-0
Cuba (Punta Maisi)	10-17	8-21	1.7-3.2	1.4-3.5	0.4-1.9	0.3-1.8	0-0.8	0-0.7
Dom. Republic (Las Americas)	12-21	9-23	0.9-2.5	0.9-3.3	0.4-1.7	0.2-1.5	0-0	0-0.1
Dominica (Canefield)	22-35	16-45	0-2	0-1.7	0-0.9	0-0.9	0-0	0-0
Dominica (Douglas Charles)	37-55	32-61	0.4-2.5	0.4-2.5	0-1.6	0-1.5	0-0.1	0-0.1
Grenada (MBIA)	11-23	10-22	0-1.2	0-1.5	0-0.6	0-0.8	0-0	0-0
Guyana_73	14-26	14-31	1-4.1	1-4	0.4-2.3	0.3-2.4	0-1.1	0-0.1
Guyana (Albion)	23-37	20-43	0.9-3.4	0.5-3.4	0-1.8	0-2	0-1	0-1.2
Guyana (Blairmont)	23-44	21-49	0.9-3.3	0.5-3.5	0.3-1.7	0.1-2	0-1	0-0.5
Guyana (Enmore)								
Guyana (Georgetown)	24-38	22-42	1.1-2.9	0.7-3.1	0.4-2.1	0.2-2.1	0-1.1	0-1.1
Guyana (New Amsterdam)	23-42	20-45	0.4-3.4	0.4-3.3	0-2.1	0-2.1	0-1	0-0.2
Guyana (Skeldon)								
Guyana (Timehri)	24-41	21-48	0.9-3.2	0.6-3.5	0.4-2	0.2-2	0-1	0-0.5
Jamaica (Worthy Park)	21-42	22-47	1-3.9	0.9-4	0.3-2.5	0-2.4	0-1	0-0.1
Martinique (FDF Desaix)	23-46	22-51	0.4-3.1	0.5-3.5	0-1.8	0-1.7	0-1	0-0.5
Puerto Rico (San Juan)								
St. Lucia (Hewanorra)	14-25	13-28	1-3.2	0.5-3	0.2-2.1	0-1.9	0-0	0-0
St. Maarten (TNM)	30-47	21-53	0.3-1.8	0.3-2.2	0-0.9	0-1.2	0-0	0-0
St. Vincent (ET Joshua)	21-35	17-36	0.9-2.7	0.9-3.3	0.4-1.7	0.1-2.3	0-1	0-1.3
Suriname (Zanderij)	21-35	17-38	0-2.3	0.2-2.2	0-1.2	0-1.4	0-1	0-0.3
Tobago (ANR Robinson)	21-37	17-39	0.9-3.3	0.9-3.9	0.4-1.3	0.2-1.6	0-0	0-0
Trinidad (Piarco)	31-49	23-51	0.1-2.5	0-2.5	0-1.3	0-1.5	0-0	0-0

brown is a decrease in frequency, light blue an increase, grey none are expected



CARICOF
CARIBBEAN CLIMATE OUTLOOK FORUM

caricof@cimh.edu.bb

rcc.cimh.edu.bb

Caribbean Institute for Meteorology and Hydrology

TEL: (246) 425-1362/3 | FAX: (246) 424-4733