

# Dry Spells Outlook for November 2018 to January 2019 *(experimental)*

*Coordination: Caribbean Institute for Meteorology & Hydrology  
Dr. Cédric J. Van Meerbeeck - Climatologist  
Dr. Teddy Allen – Asst. Climatologist  
caricof@cimh.edu.bb*

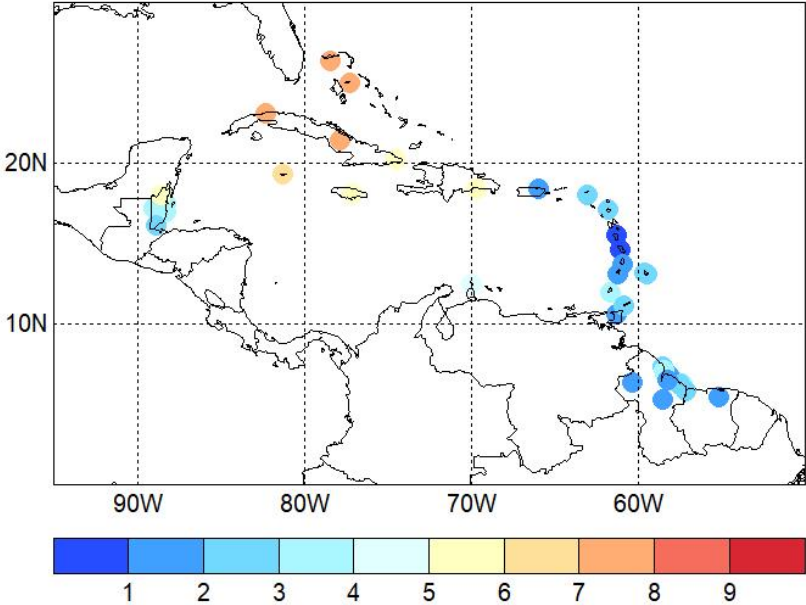
## Participating territories

Antigua & Barbuda, Aruba, Bahamas, Barbados, Belize, Cayman Islands, Cuba, Curaçao, Dominica, Dominican Republic, French Guiana, Grenada, Guadeloupe, Guyana, Haïti, Jamaica, Martinique, Puerto Rico, St. Barth's, St. Kitts & Nevis, St. Lucia, St. Maarten/St. Martin, St. Vincent & the Grenadines, Suriname, Trinidad & Tobago and the US Virgin Islands

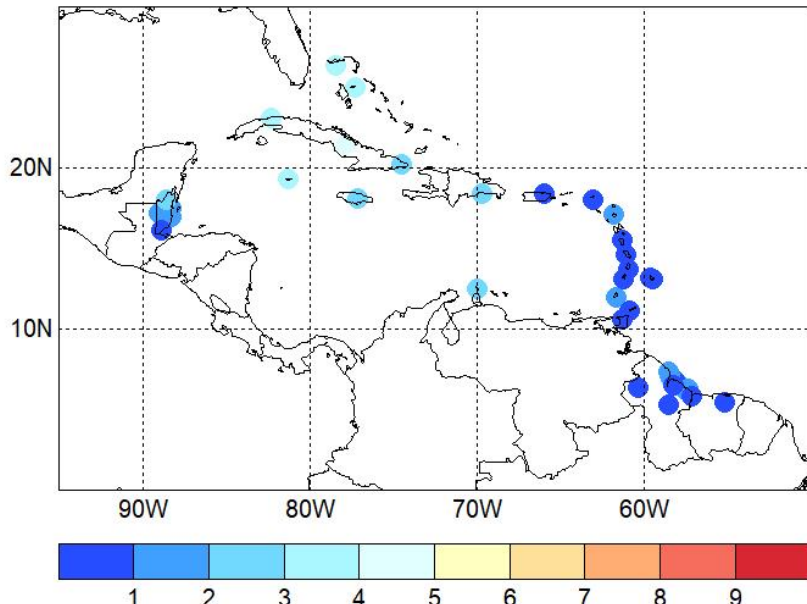


How many 7-day, 10-day or 15-day dry spells do we historically get **on average** from November to January?

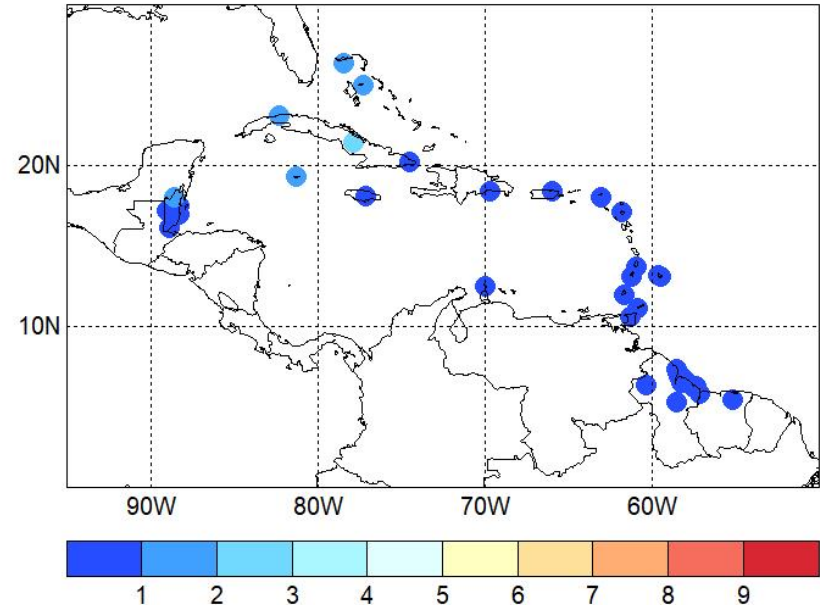
**7-day dry spells**



**10-day dry spells**



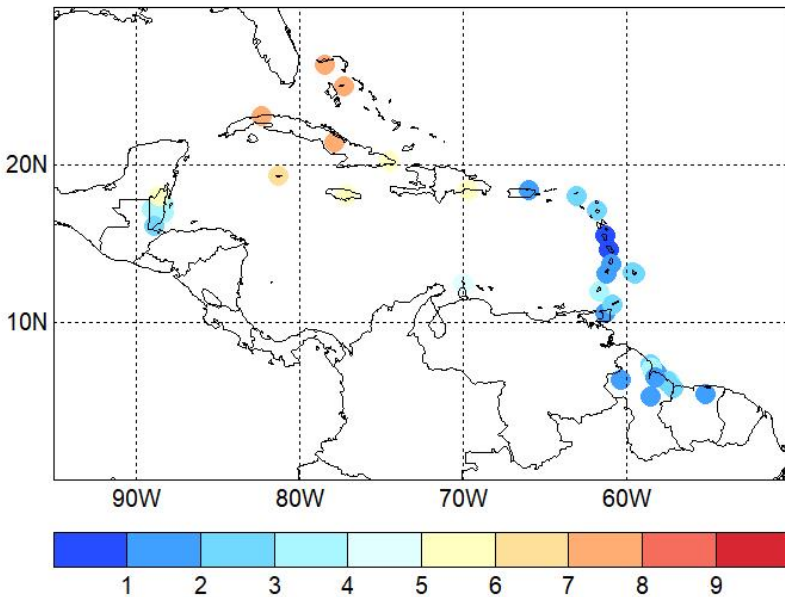
**15-day dry spells**



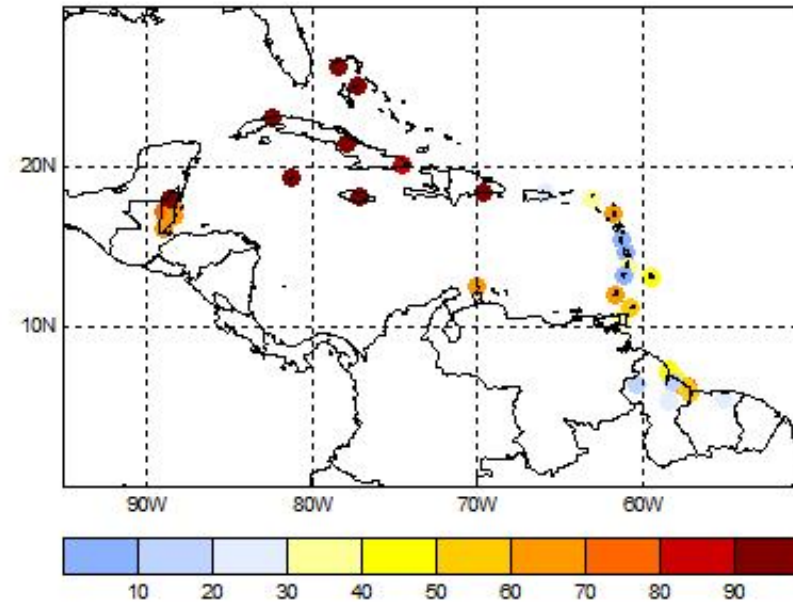
# 7-day dry spells from November 2018 to January 2019

What is the FORECAST for November 2018 to January 2019?

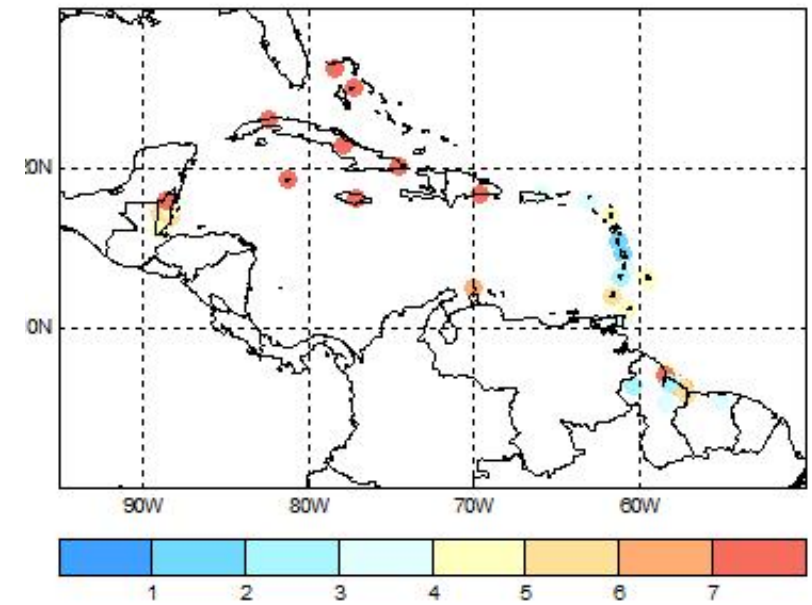
Historical avg. number of 7-day dry spells



Probability of at least THREE 7-day dry spells



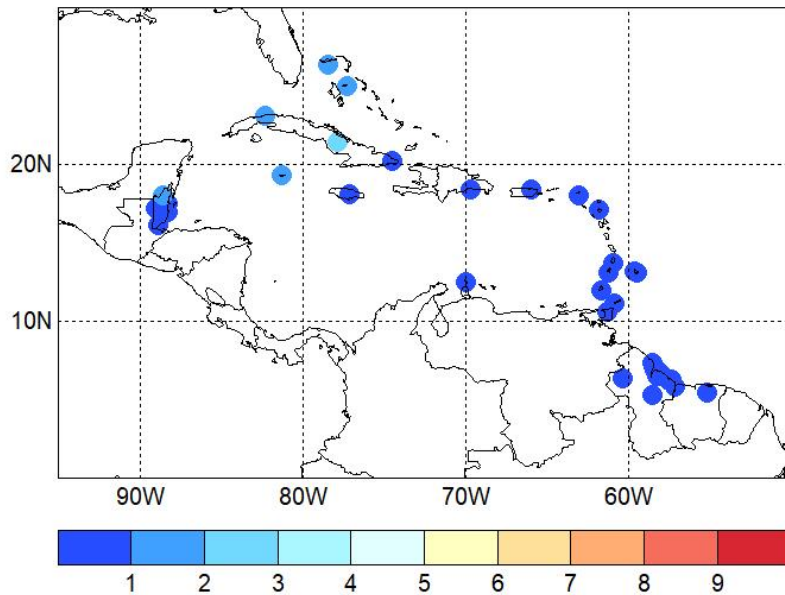
MAX number of 7-day dry spells



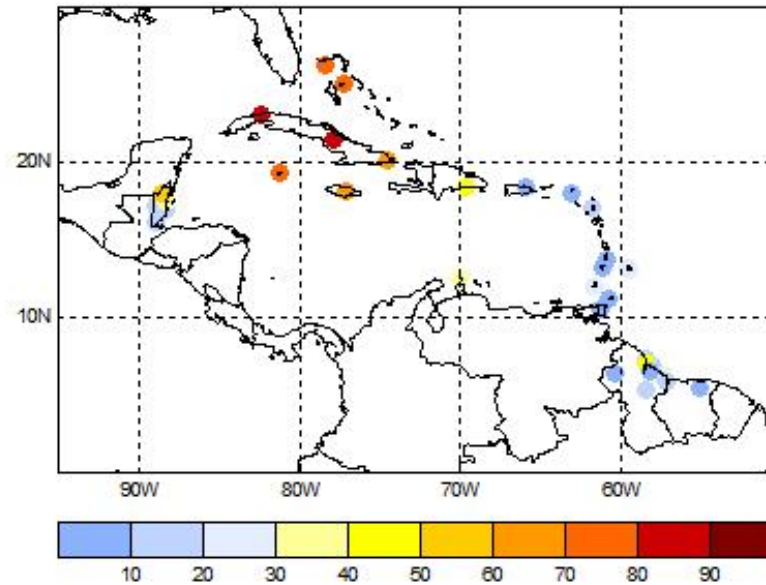
# 15-day dry spells from November 2018 to January 2019

What is the FORECAST for November 2018 to January 2019?

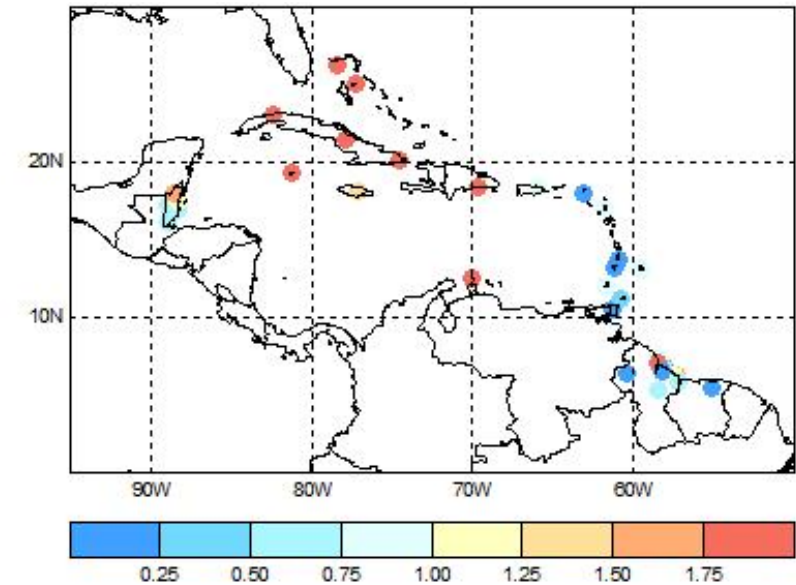
Historical avg. number of 15-day dry spells



Probability of at least ONE 15-day dry spell



MAX number of 15-day dry spells



# November 2018 to January 2019

	No. of 7-dy dry spells		No. of 10-dy dry spells		No. of 15-dy dry spells	
	Historically	Forecast	Historically	Forecast	Historically	Forecast
Antigua (GreenCas)	2-4	1-5	0-2	0-3	0-1	0-0
Aruba (Beatrix)	2-7	2-8	1-3	1-4	0-1	0-2
Bahamas (Freeport)	6-9	5-9	3-5	2-4	0-2	0-2
Bahamas (NewProvi)	5-8	5-9	2-5	2-5	0-2	0-2
Barbados (CIMH)	1-4	1-4	0-2	0-2	0-1	0-1
Barbados (GAIA)	2-4	2-5	0-1	0-2	0-1	0-1
Belize_Belmopan	1-4	1-5	0-2	0-2	0-1	0-1
Belize (C. Farm)	2-5	2-6	1-2	1-2	0-1	0-1
Belize_Melinda	1-5	2-5	0-3	0-3	0-0	0-0
Belize_PG-Airpor	2-5	2-5	0-2	0-2	0-1	0-1
Belize_PGorda	1-4	1-5	0-2	0-2	0-1	0-1
Belize_Towerhill	3-7	3-8	1-4	1-4	0-2	0-2
Cayman	4-8	4-9	2-4	2-4	0-2	0-2
Cuba_Camaguey	7-9	5-12	3-6	3-6	1-3	1-3
Cuba_Casablanca	6-9	5-10	3-5	2-5	0-2	0-3
Cuba (Punta Maisi)	4-7	4-9	1-4	2-5	0-2	0-2
Dominica (Douglas Charles)	0-1	0-1	0-0	0-0		
Dom. Republic (Las Americas)	4-7	3-7	2-3	2-4	0-2	0-2
Grenada (MBIA)	2-5	2-6	0-2	0-3	0-1	0-1
Guyana (Albion)	2-6	2-7	0-3	0-4	0-1	0-2
Guyana_Apaikwa	0-3	0-3	0-1	0-1	0-0	0-0
Guyana_Bmont7	1-6	2-8	0-4	0-4	0-2	0-2
Guyana_BmontFron	1-5	1-6	0-2	0-3	0-1	0-1

# November 2018 to January 2019 cont'd

	No. of 7-dy dry spells		No. of 10-dy dry spells		No. of 15-dy dry spells	
	Historically	Forecast	Historically	Forecast	Historically	Forecast
Guyana_DeKindren						
Guyana (Enmore)	1-6	2-7	1-3	1-3	0-1	0-1
Guyana (Greatfall)	0-3	0-4	0-2	0-2	0-1	0-1
Guyana (Georgetown)	0-3	1-4	0-1	0-1	0-0	0-0
Guyana_LeonFront	1-4	1-4	0-2	0-2	0-0	0-0
Guyana_McNabbB	1-4	1-4	0-2	0-3	0-1	0-1
Guyana (New Amsterdam)	1-4	1-5	0-2	0-3	0-1	0-1
Guyana_Onderneem	1-7	2-8	0-4	0-4	0-2	0-2
Guyana (Skeldon)	1-4	2-5	0-2	0-2	0-0	0-1
Guyana (Timehri)	0-3	0-3	0-1	0-2	0-0	0-0
Jamaica_Sangster						
Jamaica_Worthy-P	4-7	4-8	1-4	1-4	0-1	0-1
Jamaica_bodles	6-9	5-9	2-6	2-6		
Martinique (FDF Desaix)	0-2	0-2	0-1	0-0	0-0	0-0
Puerto Rico (San Juan)	1-3	1-4	0-1	0-2	0-0	0-0
St. Lucia (Hewanorra)	1-3	0-3	0-1	0-1	0-0	0-0
St. Vincent (ET Joshua)	0-2	0-2	0-1	0-1	0-0	0-0
St. Maarten (TNM)	0-4	0-4	0-1	0-2	0-0	0-0
Suriname (Zanderij)	1-3	0-3	0-2	0-2	0-0	0-0
Trinidad (Piarco)	1-3	1-4	0-2	0-2	0-0	0-0
Tobago (ANR Robinson)	2-3	1-4	0-1	0-2		