

Dry Spells Outlook for September to November 2018 (*experimental*)

*Coordination: Caribbean Institute for Meteorology & Hydrology
Dr. Cédric J. Van Meerbeeck - Climatologist
Wazita B. Scott – Asst. Climatologist
caricof@cimh.edu.bb*

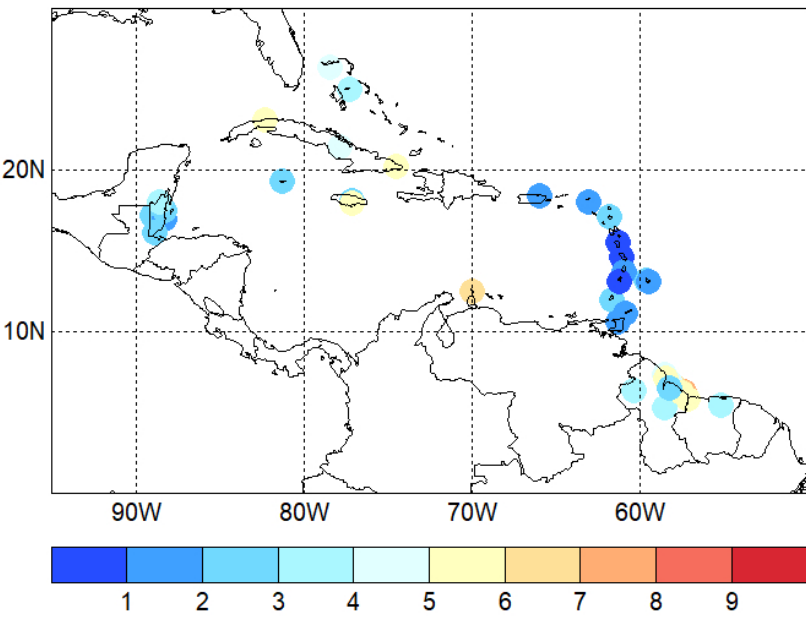
Participating territories

Antigua & Barbuda, Aruba, Bahamas, Barbados, Belize, Cayman Islands, Cuba, Curaçao, Dominica, Dominican Republic, French Guiana, Grenada, Guadeloupe, Guyana, Haïti, Jamaica, Martinique, Puerto Rico, St. Barth's, St. Kitts & Nevis, St. Lucia, St. Maarten/St. Martin, St. Vincent & the Grenadines, Suriname, Trinidad & Tobago and the US Virgin Islands

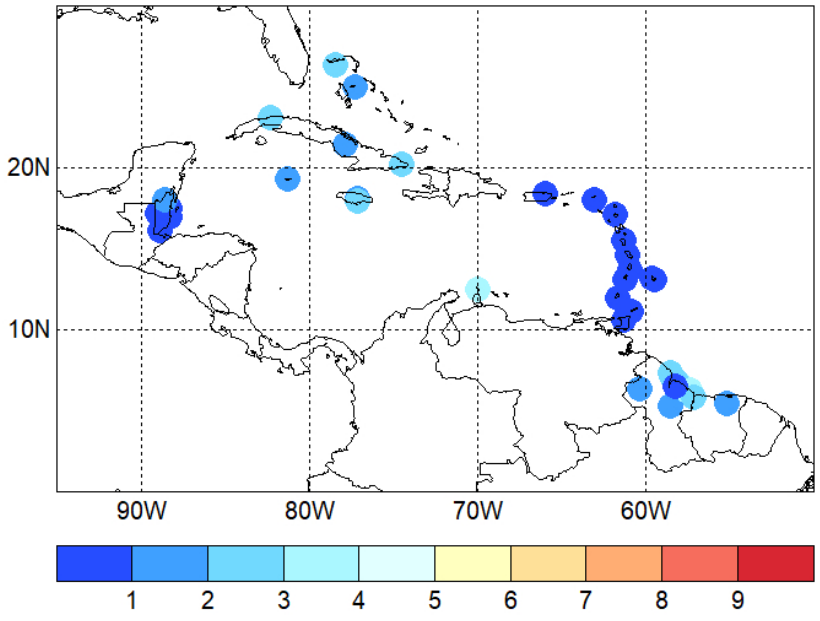


How many 7-day, 10-day or 15-day dry spells do we historically get on average from September to November?

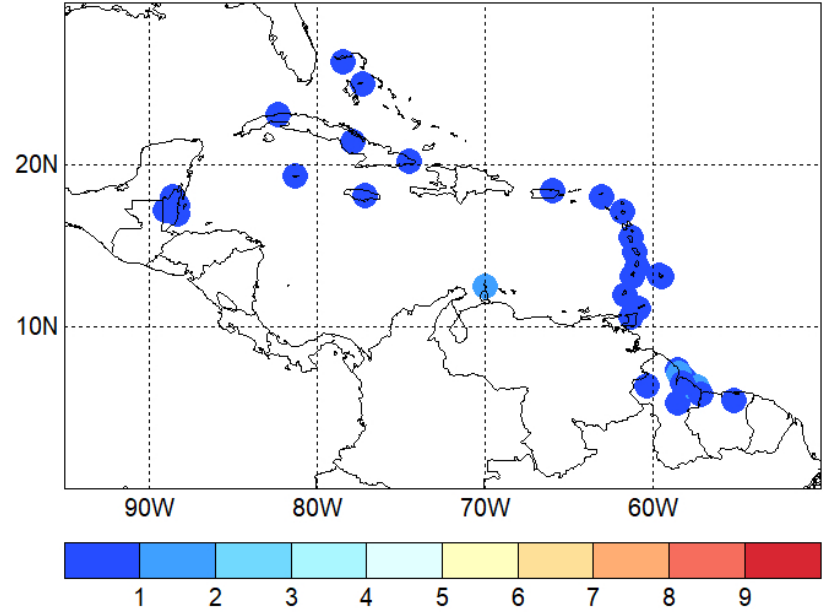
7-day dry spells



10-day dry spells



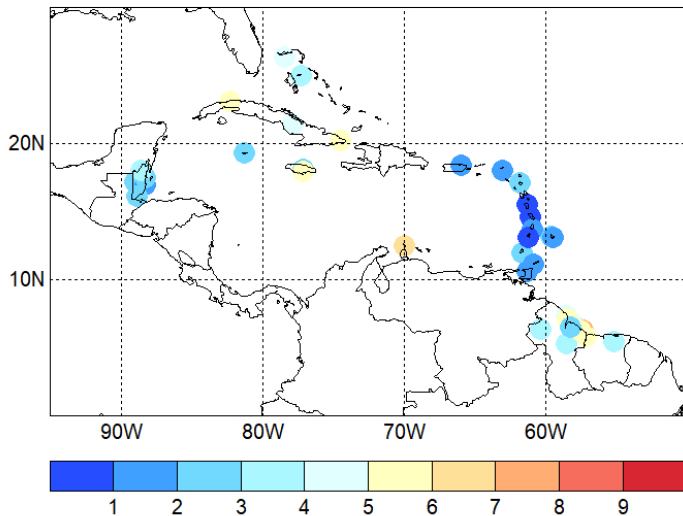
15-day dry spells



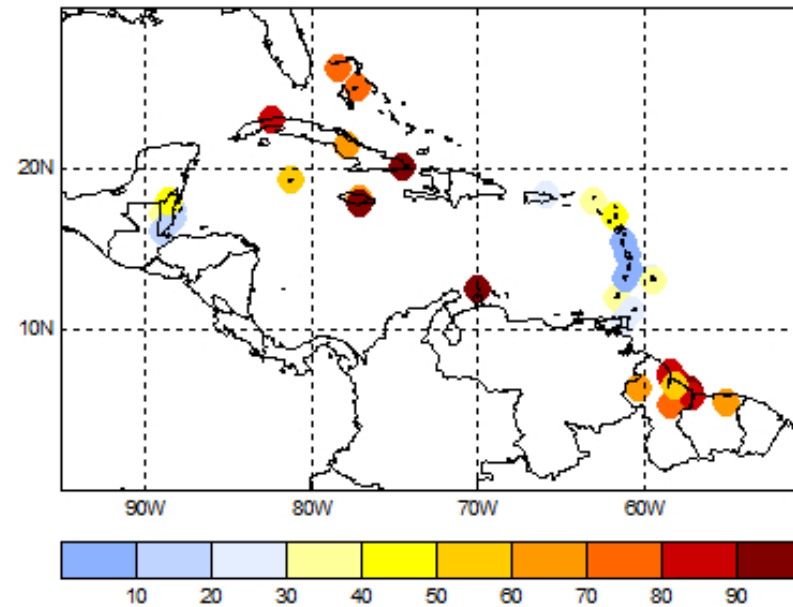
7-day dry spells from September to November 2018

What is the FORECAST for September to November 2018?

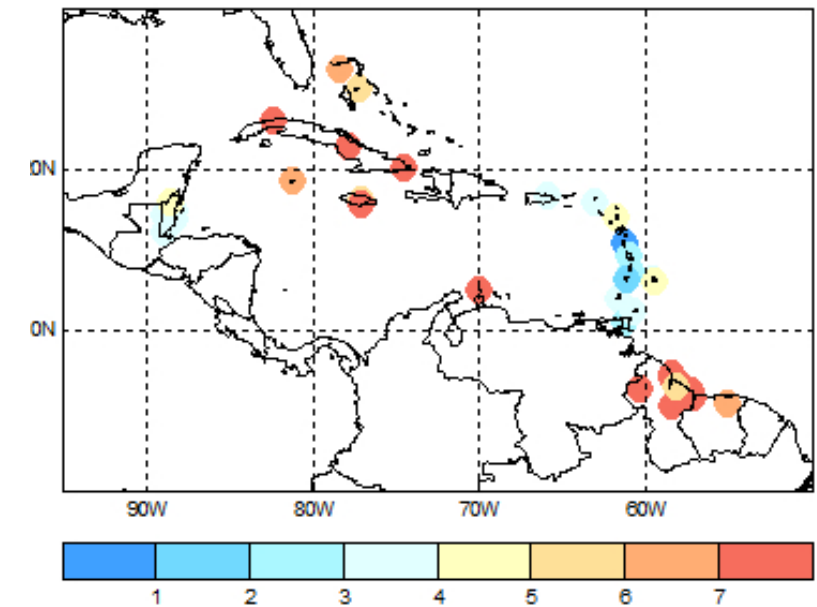
Historical avg. number of 7-day dry spells



Probability of at least THREE 7-day dry spells



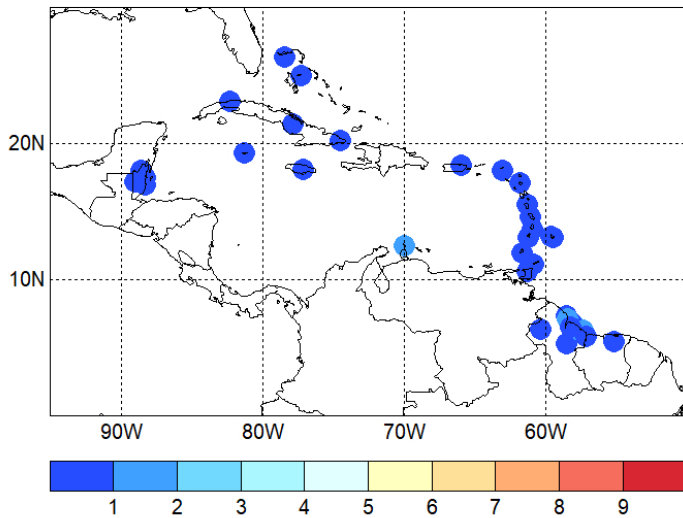
MAX number of 7-day dry spells



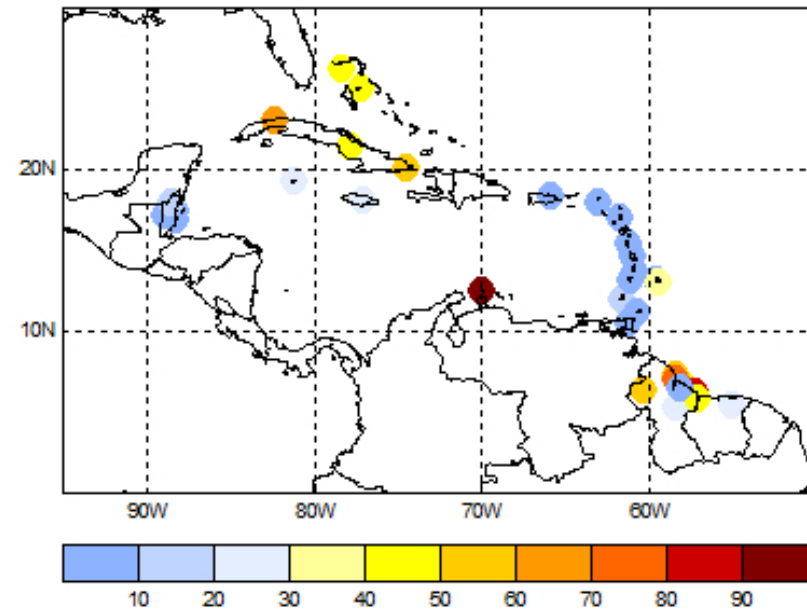
15-day dry spells from September to November 2018

What is the FORECAST for September to November 2018?

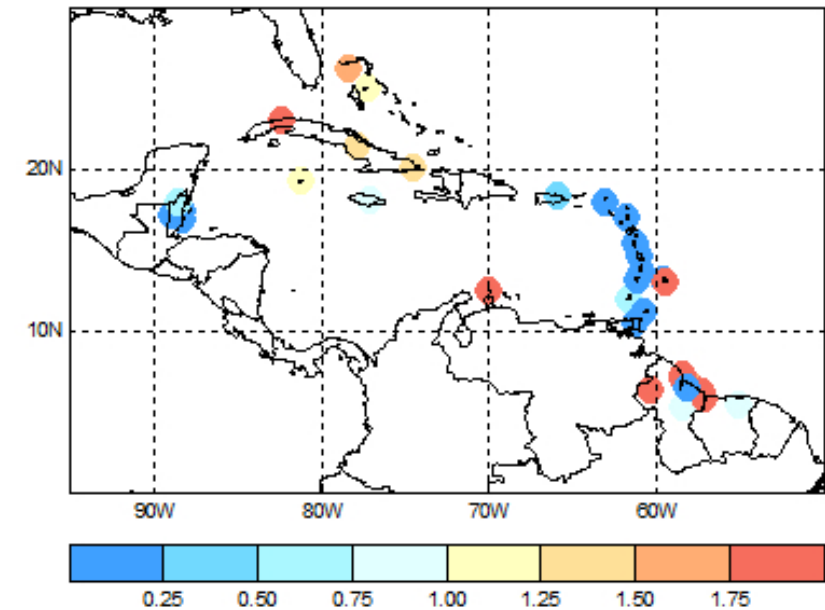
Historical avg. number of 15-day dry spells



Probability of at least ONE 15-day dry spell



MAX number of 15-day dry spells



September to November 2018

	No. of 7-dy dry spells		No. of 10-dy dry spells		No. of 15-dy dry spells	
	Historically	Forecast	Historically	Forecast	Historically	Forecast
Antigua (GreenCas)	1-4	1-5	0-2	0-2	0-1	0-0
Aruba (Beatrix)	4-9	4-10	2-6	2-6	1-3	0-3
Bahamas (Freeport)	2-6	2-7	1-4	1-4	0-2	0-1
Bahamas (NewProvi)	2-5	2-6	1-3	0-3	0-2	0-1
Barbados (CIMH)	0-4	0-4	0-1	0-1	0-1	0-0
Barbados (GAIA)	0-3	0-4	0-1	0-2	0-1	0-1
Belize_Belmopan	0-3	0-4	0-2	0-2	0-1	0-0
Belize (C. Farm)	1-4	1-4	0-2	0-2	0-1	0-0
Belize_Melinda	0-3	0-3	0-1	0-2	0-1	0-0
Belize_PG-Airpor	0-3	0-4	0-2	0-2	0-1	0-0
Belize_PGorda	0-3	0-3	0-2	0-2	0-1	0-0
Belize_Towerhill	2-4	1-4	1-2	1-3	0-1	0-1
Cayman	1-5	1-6	0-3	0-2	0-2	0-1
Cuba_Camaguey	2-6	1-7	1-4	1-3	0-2	0-1
Cuba_Casablanca	4-7	3-8	2-5	1-4	1-3	0-2
Cuba (Punta Maisi)	4-7	4-8	2-5	1-4	1-2	0-1
Dominica (Douglas Charles)	0-1	0-1	0-0	0-0	0-0	0-0
Dom. Republic (Las Americas)	2-5	2-6	0-2	0-2	1-2	0-1
Grenada (MBIA)	1-4	1-4	0-2	0-1	0-1	0-0
Guyana (Albion)	5-9	4-10	3-6	2-6	1-4	0-3
Guyana_Apaikwa	1-6	2-7	0-3	0-3	0-2	0-2
Guyana_Bmont7	5-9	4-10	3-7	2-6	1-4	0-3
Guyana_BmontFron	5-9	4-9	3-6	2-6	1-4	0-3

September to November 2018 cont'd

	No. of 7-dy dry spells		No. of 10-dy dry spells		No. of 15-dy dry spells	
	Historically	Forecast	Historically	Forecast	Historically	Forecast
Guyana (Enmore)	5-9	4-8	2-6	2-5	1-4	0-3
Guyana (Greatfall)	2-5	2-6	0-3	0-3	0-2	0-1
Guyana (Georgetown)	2-7	2-7	1-5	1-4	0-2	0-2
Guyana_LaBagat	4-8	3-9	2-4	2-5	1-4	0-2
Guyana_LeonFront	2-7	2-7	1-5	1-4	0-2	0-2
Guyana_McNabbB	2-7	2-7	1-5	1-4	0-3	0-2
Guyana (New Amsterdam)	4-7	4-9	2-5	2-5	1-3	0-3
Guyana_Onderneem	3-8	3-8	1-6	1-5	1-4	0-3
Guyana (Skeldon)	3-7	2-7	1-5	1-4	1-2	0-2
Guyana (Timehri)	1-3	1-5	0-2	0-2	0-1	0-0
Jamaica_Worthy-P	1-4	1-5	0-2	0-2	0-2	0-1
Jamaica_bodles	4-9	4-9	3-6	2-4		
Martinique (FDF Desaix)	0-2	0-2	0-0	0-0	0-1	0-0
Puerto Rico (San Juan)	0-3	1-4	0-1	0-1	0-1	0-0
St. Lucia (Hewanorra)	1-2	1-2	0-1	0-1	0-0	0-0
St. Vincent (ET Joshua)	0-2	0-2	0-0	0-0	0-0	0-0
St. Maarten (TNCM)	1-3	1-3	0-1	0-1	0-1	0-0
Suriname (Zanderij)	2-6	2-5	1-4	0-3	0-2	0-1
Trinidad (Piarco)	0-3	0-3	0-1	0-1	0-1	0-0
Tobago (ANR Robinson)	0-3	0-3	0-1	0-1	0-1	0-0



CARICOF
CARIBBEAN CLIMATE OUTLOOK FORUM

caricof@cimh.edu.bb

rcc.cimh.edu.bb

Caribbean Institute for Meteorology and Hydrology

TEL: (246) 425-1362/3 | FAX: (246) 424-4733