

Dry Spells Outlook for August to October 2018 *(experimental)*

*Coordination: Caribbean Institute for Meteorology & Hydrology
Dr. Cédric J. Van Meerbeeck - Climatologist
Wazita B. Scott – Asst. Climatologist
caricof@cimh.edu.bb*

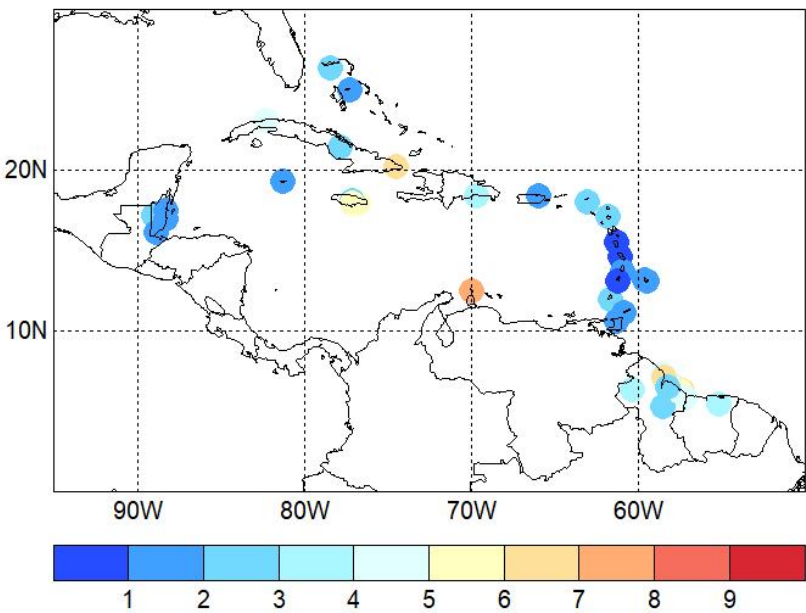
Participating territories

Antigua & Barbuda, Aruba, Bahamas, Barbados, Belize, Cayman Islands, Cuba, Curaçao, Dominica, Dominican Republic, French Guiana, Grenada, Guadeloupe, Guyana, Haïti, Jamaica, Martinique, Puerto Rico, St. Barth's, St. Kitts & Nevis, St. Lucia, St. Maarten/St. Martin, St. Vincent & the Grenadines, Suriname, Trinidad & Tobago and the US Virgin Islands

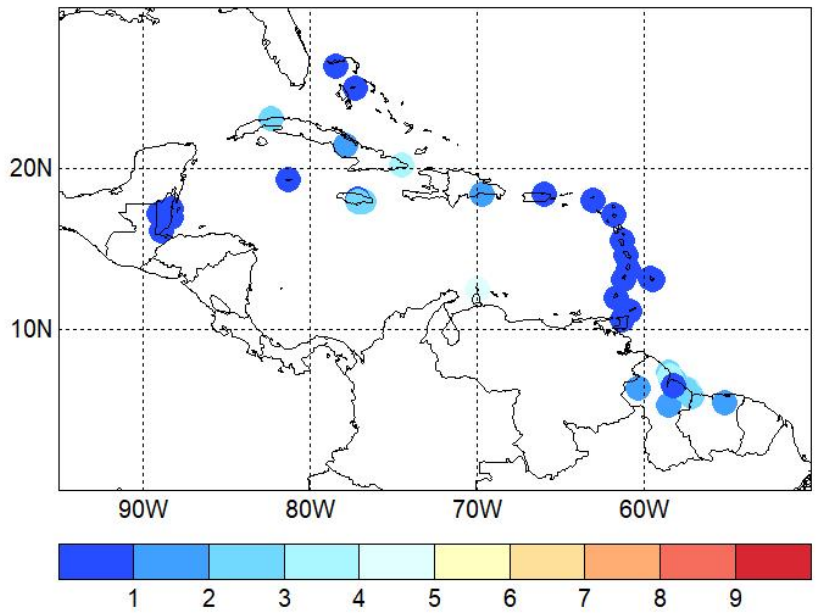


How many 7-day, 10-day or 15-day dry spells do we historically get **on average** from August to October?

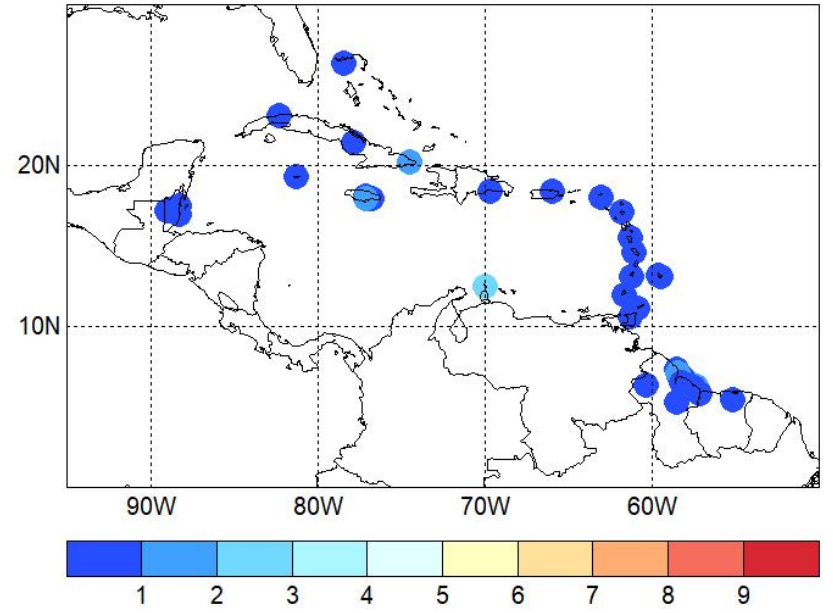
7-day dry spells



10-day dry spells



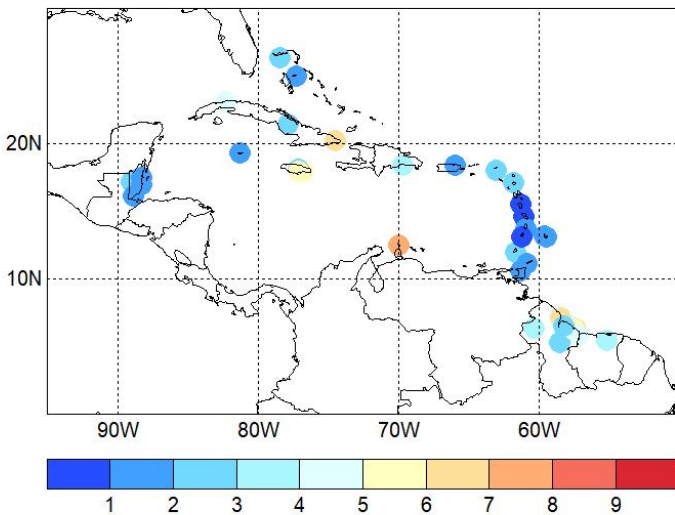
15-day dry spells



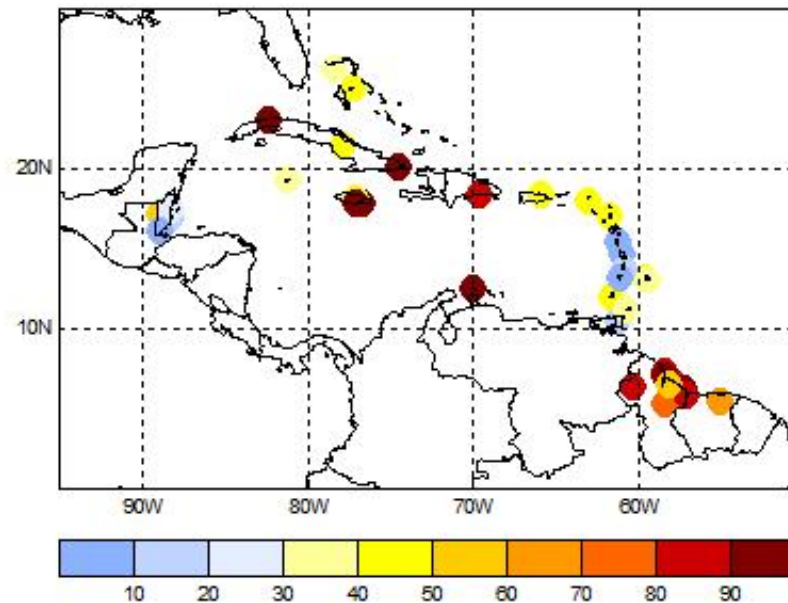
7-day dry spells from August to October 2018

What is the FORECAST for August to October 2018?

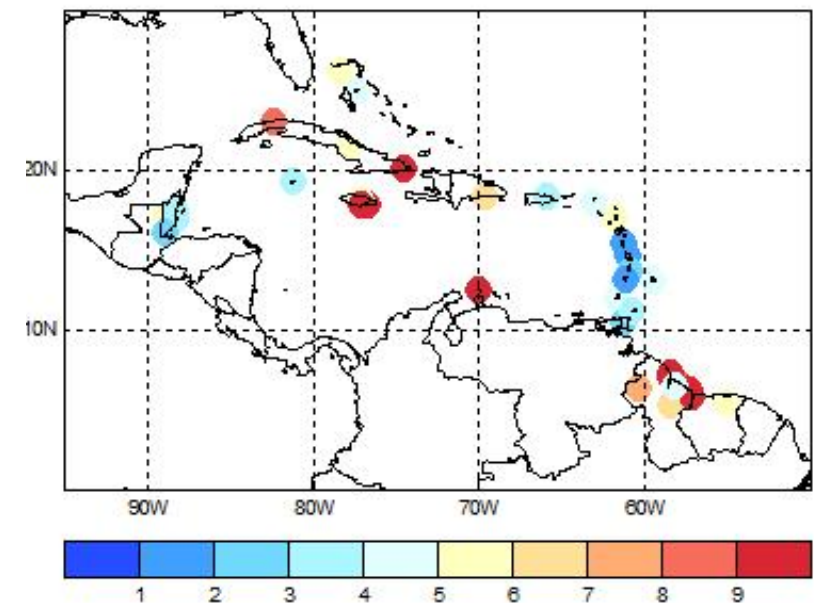
Historical avg. number of 7-day dry spells



Probability of at least THREE 7-day dry spells

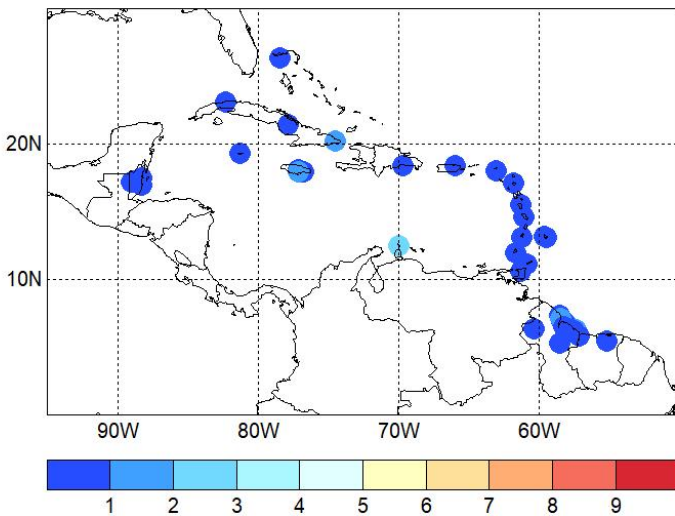


MAX number of 7-day dry spells



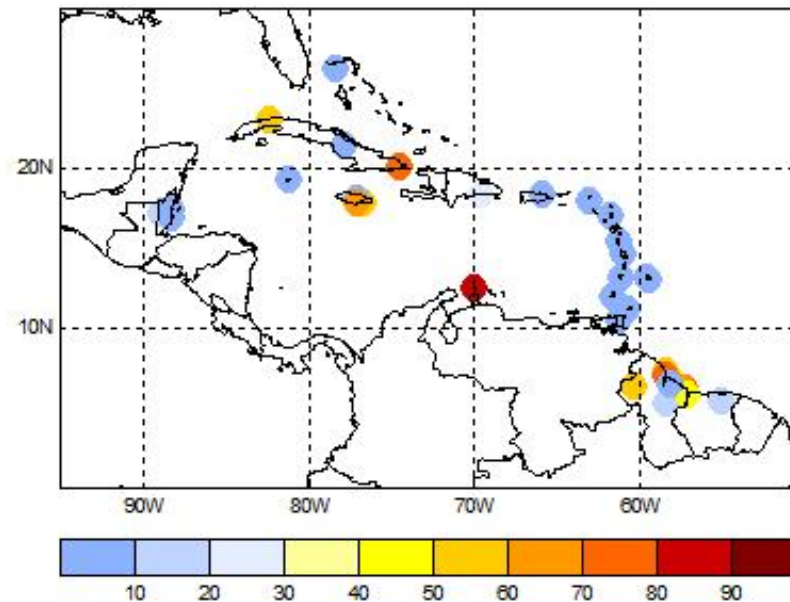
15-day dry spells from August to October 2018

Historical avg. number of 15-day dry spells

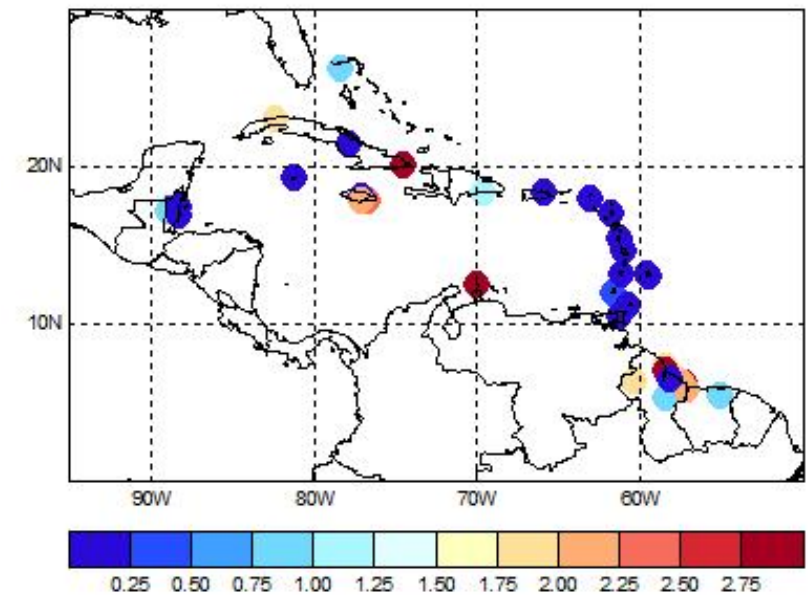


What is the FORECAST for August to October 2018?

Probability of at least ONE 15-day dry spell



MAX number of 15-day dry spells



August to October 2018

	No. of 7-dy dry spells		No. of 10-dy dry spells		No. of 15-dy dry spells	
	Historically	Forecast	Historically	Forecast	Historically	Forecast
Antigua (GreenCas)	1-5	1-5	0-1	0-2	0-0	0-0
Aruba (Beatrix)	5-10	6-13	3-7	3-7	1-4	1-4
Bahamas (Freeport)	1-4	1-6	0-2	0-2	0-0	0-1
Bahamas (NewProvi)	0-3	0-4	0-2	0-2		
Barbados (CIMH)	1-3	1-5	0-1	0-1	0-0	0-0
Barbados (GAIA)	1-3	1-4	0-1	0-2	0-0	0-0
Belize_Belmopan	1-3	0-4	0-1	0-1	0-0	0-0
Belize (C. Farm)	1-4	1-5	0-2	0-2	0-0	0-1
Belize_Melinda	1-2	0-4	0-1	0-1	0-0	0-0
Belize_PG-Airpor	1-3	1-4	0-1	0-1	0-0	0-0
Belize_PGorda	0-2	0-3	0-1	0-1		
Belize_Towerhill						
Cayman	1-3	1-4	0-2	0-2	0-0	0-0
Cuba_Camaguey	2-4	1-5	0-2	0-2	0-0	0-0
Cuba_Casablanca	3-6	2-8	1-3	1-4	0-1	0-2
Cuba (Punta Maisi)	5-8	5-12	1-5	2-6	0-2	0-3
Dominica (Douglas Charles)						
Dom. Republic (Las Americas)	0-1	0-1	0-0	0-0	0-0	0-0
Grenada (MBIA)						
Guyana (Albion)	2-5	2-7	0-2	0-2	0-1	0-1
Guyana_Apaikwa						
Guyana_Bmont7	1-3	1-4	0-1	0-1	0-1	0-2
Guyana_BmontFron						

August to October 2018 cont'd

	No. of 7-dy dry spells		No. of 10-dy dry spells		No. of 15-dy dry spells	
	Historically	Forecast	Historically	Forecast	Historically	Forecast
Guyana (Charity)						
Guyana_DeKindren	2-5	2-6	1-2	1-3	0-1	0-2
Guyana (Enmore)	4-8	3-8	2-5	2-5	0-2	0-2
Guyana (Greatfall)	2-4	1-5	0-2	0-3	0-1	0-0
Guyana (Georgetown)	2-7	2-7	1-4	1-4	0-2	0-1
Guyana_LaBagat						
Guyana_LeonFront	4-8	3-8	1-4	1-4	0-2	0-2
Guyana_McNabbB	2-7	1-6	1-4	1-4	0-2	0-1
Guyana (New Amsterdam)						
Guyana_Onderneem						
Guyana (Skeldon)						
Guyana (Timehri)						
Jamaica_Manley	3-6	2-7	1-3	1-4	0-2	0-1
Jamaica_Worthy-P	5-7	3-8	2-4	2-4	0-2	0-2
Jamaica_bodles	4-9	2-9	1-6	1-5	0-3	0-2
Martinique (FDF Desaix)						
Puerto Rico (San Juan)						
St. Lucia (Hewanorra)						
St. Vincent (ET Joshua)	3-6	3-8	1-4	1-4	0-1	0-2
St. Maarten (TNM)						
Suriname (Zanderij)	1-4	1-4	0-2	0-2	0-0	0-0
Trinidad (Piarco)						
Tobago (ANR Robinson)	4-8	3-11	1-4	1-5	0-2	0-3



CARICOF
CARIBBEAN CLIMATE OUTLOOK FORUM

caricof@cimh.edu.bb

rcc.cimh.edu.bb

Caribbean Institute for Meteorology and Hydrology

TEL: (246) 425-1362/3 | FAX: (246) 424-4733