

# Dry Spells Outlook for December to February 2020 – ‘21

*Coordination – CIMH – Dr. Cédric J. Van Meerbeeck  
caricof@cimh.edu.bb*

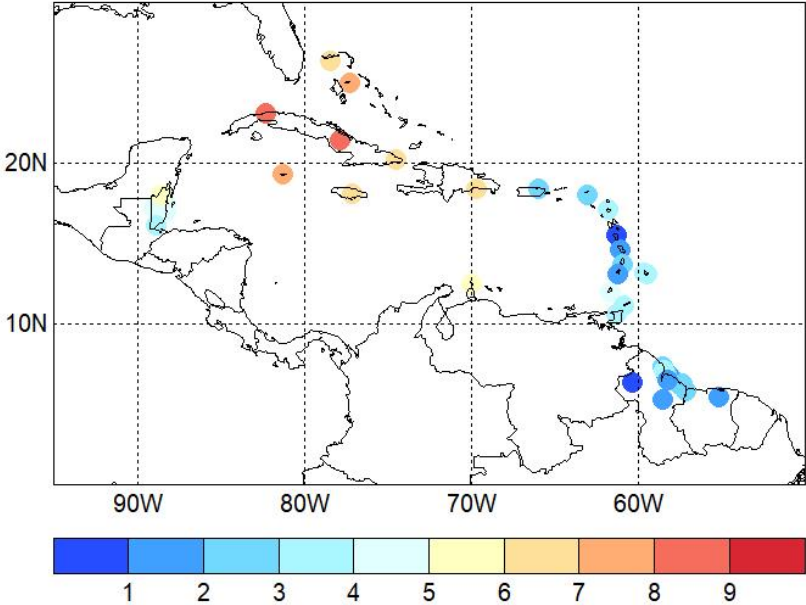
## Participating territories

Antigua & Barbuda, Aruba, Bahamas, Barbados, Belize, Cayman Islands, Cuba, Curaçao, Dominica, Dominican Republic, French Guiana, Grenada, Guadeloupe, Guyana, Haïti, Jamaica, Aprtinique, Puerto Rico, St. Barth's, St. Kitts & Nevis, St. Lucia, St. Maarten/St. Aprtin, St. Vincent & the Grenadines, Suriname, Trinidad & Tobago and the US Virgin Islands

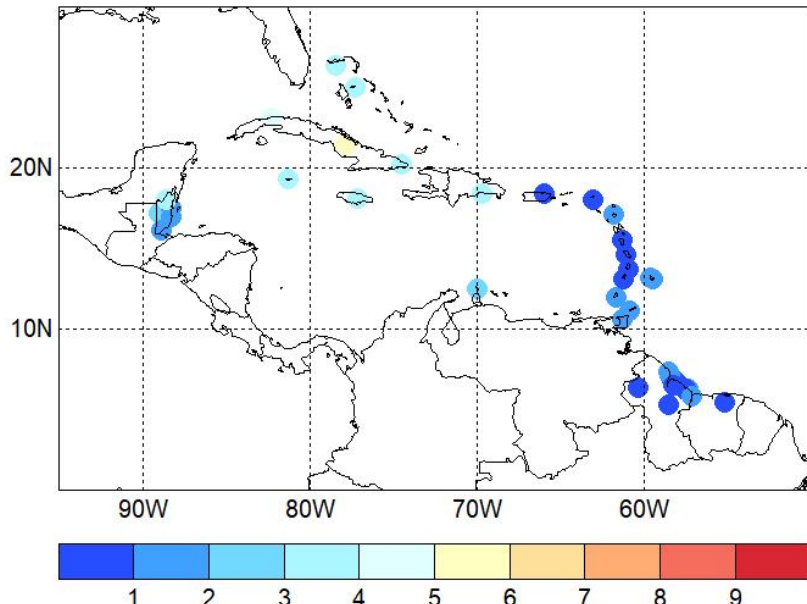


How many 7-day, 10-day or 15-day dry spells do we historically get **on average** from December to February?

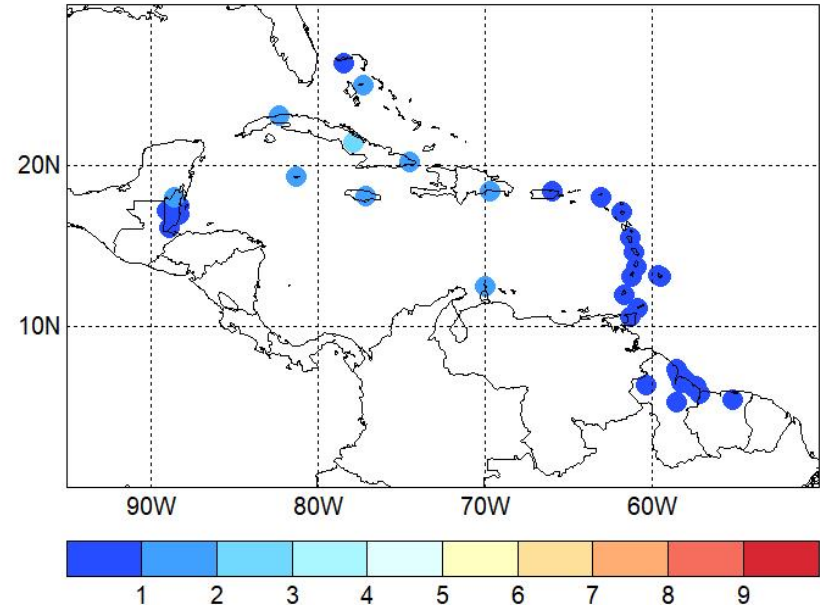
**7-day dry spells**



**10-day dry spells**

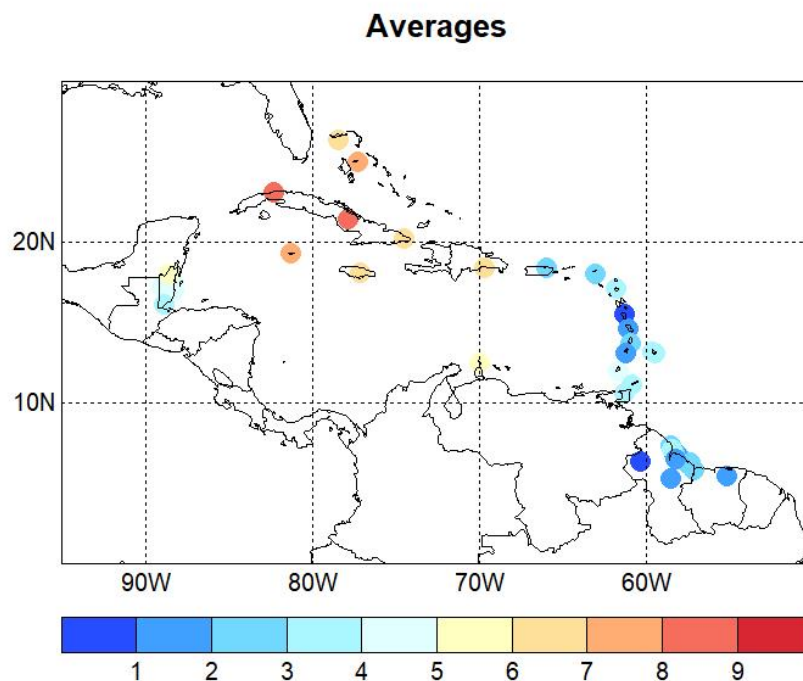


**15-day dry spells**



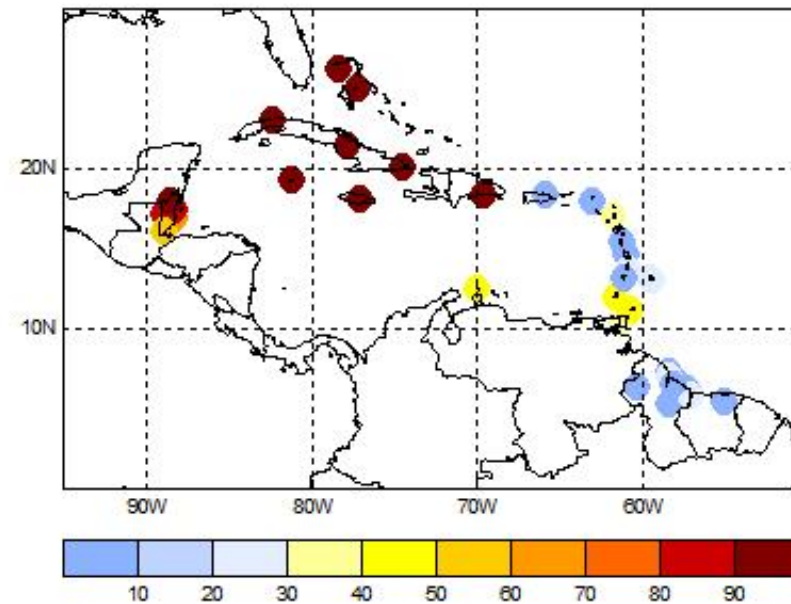
# 7-day dry spells from December 2020 to February 2021

Historical avg. number of 7-day dry spells

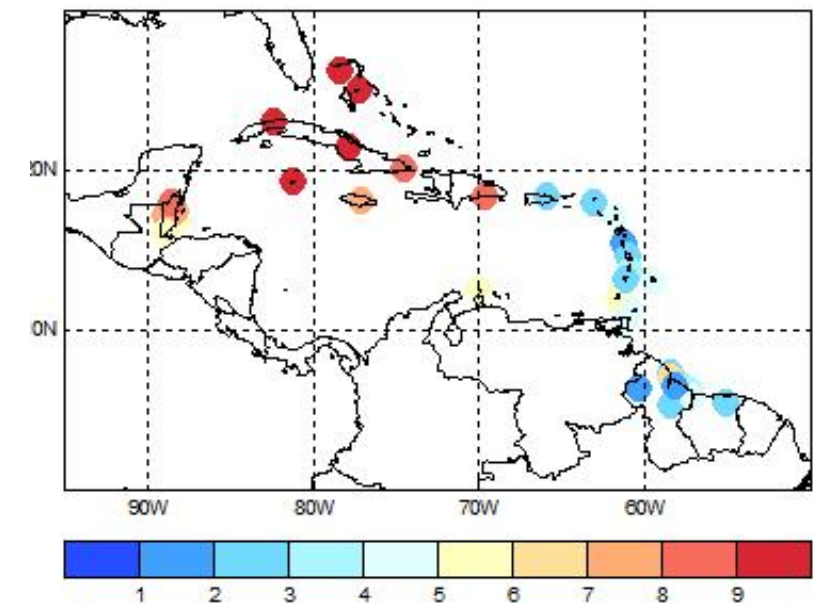


What is the FORECAST for December 2020 to February 2021?

Probability of at least THREE 7-day dry spells



MAX number of 7-day dry spells

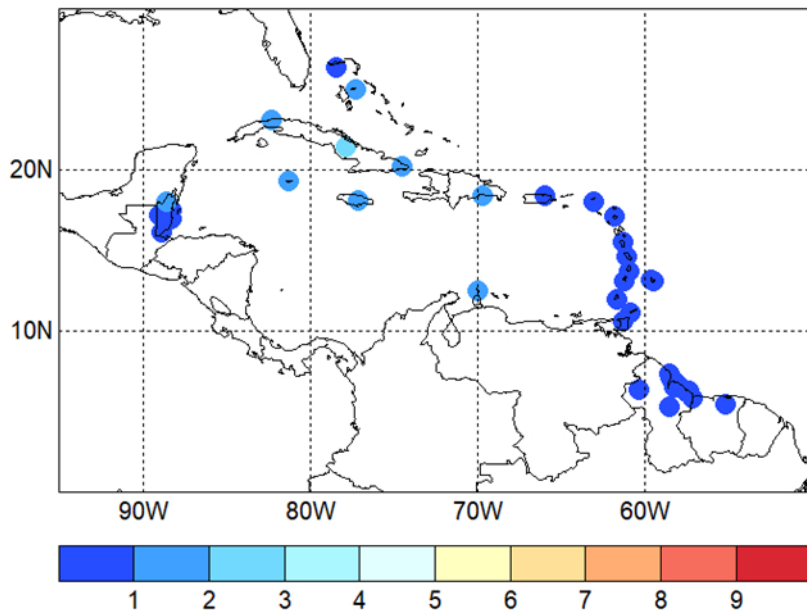


# 15-day dry spells from December 2020 to February 2021

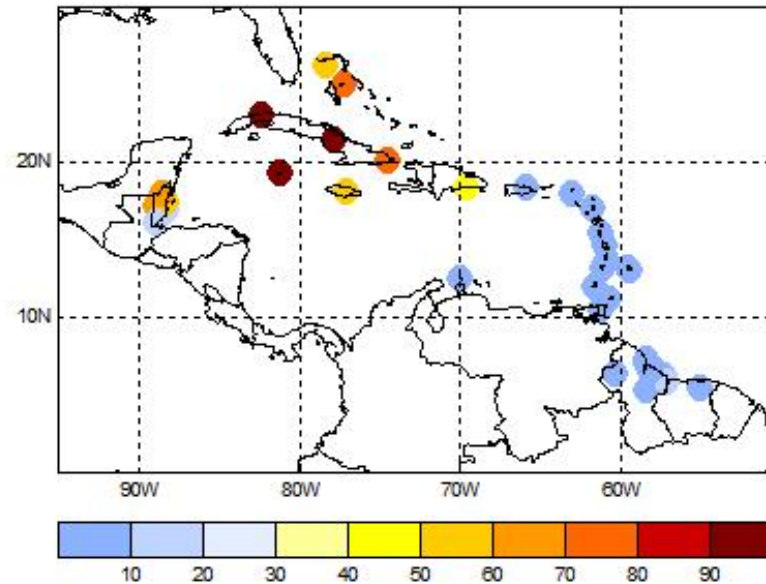
What is the FORECAST for December 2020 to February 2021?

Historical avg. number of 15-day dry spells

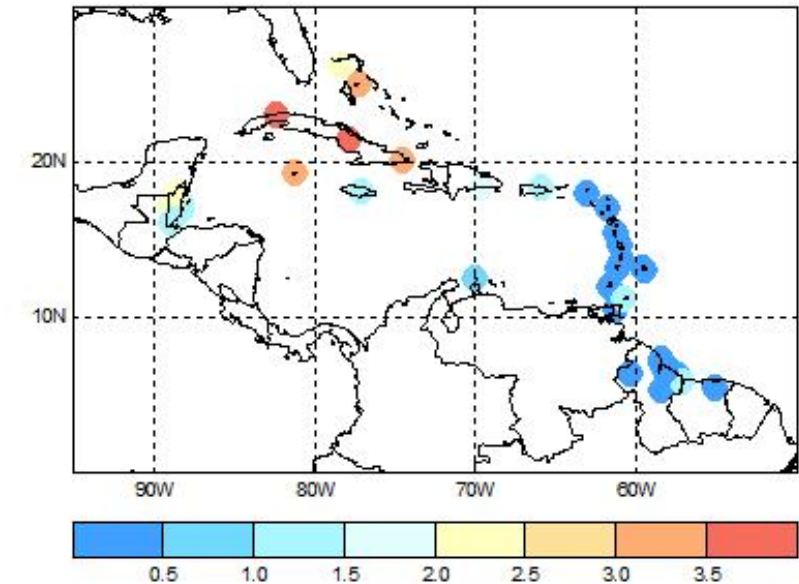
Averages



Probability of at least ONE 15-day dry spell



MAX number of 15-day dry spells



# December to February 2020-'21

	No. of 7-dy dry spells		No. of 10-dy dry spells		No. of 15-dy dry spells	
	Climatology	Forecast	Climatology	Forecast	Climatology	Forecast
Antigua (GreenCas)	2-5	1-5	0-3	0-3	0-1	0-0
Aruba (Beatrix)	2-8	2-7	1-5	1-4	0-2	0-2
Bahamas (Freeport)	5-8	5-9	2-4	2-5	0-2	0-2
Bahamas (NewProvi)	6-9	6-9	2-6	2-6	0-3	0-3
Barbados (CIMH)	1-5	1-5	0-2	0-2	0-1	0-1
Barbados (GAIA)	1-5	1-5	0-2	0-2	0-1	0-1
Belize_Belmopan	2-6	2-7	1-3	0-3	0-1	0-1
Belize (C. Farm)	3-7	3-8	1-3	1-4	0-2	0-2
Belize_Melinda	2-6	2-6	0-3	0-3	0-1	0-1
Belize_PG-Airpor	3-7	3-7	1-3	0-3	0-1	0-1
Belize_PGorda	2-5	2-5	0-3	0-2	0-1	0-1
Belize_Towerhill	4-8	4-8	1-5	1-5	0-2	0-2
Cayman	6-8	5-9	3-5	3-5	1-3	0-2
Cuba_Camaguey	7-11	7-11	4-7	3-7	1-4	1-4
Cuba_Casablanca	7-10	6-11	3-5	3-7	1-3	1-4
Cuba (Punta Maisi)	5-8	5-9	2-5	2-5	0-2	0-3
Dominica (Douglas Charles)	0-1	0-1	0-0	0-0	0-0	0-0
Dom. Republic (Las Americas)	5-8	4-9	2-4	2-5		
Grenada (MBIA)	2-6	2-6	0-3	0-3	0-1	0-1
Guyana_Aishalton						
Guyana (Albion)	1-5	0-4	0-3	0-2	0-1	0-1
Guyana_Apaikwa	0-2	0-1	0-1	0-0	0-0	0-0
Guyana_Bmont7	1-6	0-5	0-3	0-3	0-1	0-1
Guyana_BmontFron	1-3	0-3	0-2	0-2	0-1	0-0

grey none are expected

blue an decrease,

brown is a increase in frequency,

# December to February 2020-'21

	No. of 7-dy dry spells		No. of 10-dy dry spells		No. of 15-dy dry spells	
	Climatology	Forecast	Climatology	Forecast	Climatology	Forecast
Guyana (Charity)						
Guyana_DeKindren	0-4	0-3	0-2	0-2	0-1	0-0
Guyana (Enmore)	1-5	1-4	0-2	0-2	0-1	0-1
Guyana (Greatfall)	0-3	0-2	0-1	0-1		
Guyana (Georgetown)	0-3	0-3	0-1	0-1	0-0	0-0
Guyana_KaAprang						
Guyana_LaBagat	1-6	0-5	0-3	0-3	0-2	0-1
Guyana_LeonFront	1-4	0-3	0-2	0-2	0-1	0-0
Guyana_McNabbB	1-4	1-4	0-3	0-2	0-1	0-1
Guyana (New Amsterdam)	1-4	0-3	0-1	0-1	0-1	0-0
Guyana_Onderneem	1-7	1-5	0-4	0-3	0-2	0-1
Guyana_RoseHall						
Guyana (Skeldon)	1-4	1-4	0-2	0-2	0-1	0-1
Guyana (Timehri)	0-3	0-3	0-1	0-1		
Jamaica_Sangster						
Jamaica_Worthy-P	4-8	4-8	2-5	2-5	0-2	0-2
Martinique (FDF Desaix)	0-2	0-2	0-1	0-1	0-0	0-0
Puerto Rico (San Juan)	1-4	0-3	0-2	0-2	0-0	0-0
St. Lucia (Hewanorra)	1-4	1-4	0-1	0-2	0-0	0-0
St. Vincent (ET Joshua)	0-2	0-2	0-1	0-1	0-0	0-0
St. Maarten (TNCM)	1-5	1-4	0-2	0-2	0-1	0-0
Suriname (Zanderij)	0-3	0-2	0-1	0-1	0-0	0-0
Trinidad (Piarco)	1-5	1-4	0-3	0-2	0-1	0-1
Tobago (ANR Robinson)	2-5	2-5	0-2	0-2	0-1	0-1

grey none are expected

blue an decrease,

brown is a increase in frequency,



**CARICOF**  
CARIBBEAN CLIMATE OUTLOOK FORUM

*caricof@cimh.edu.bb*

rcc.cimh.edu.bb

Caribbean Institute for Meteorology and Hydrology

TEL: (246) 425-1362/3 | FAX: (246) 424-4733