

# Dry Spells Outlook for January to March 2019

*Coordination – CIMH – Dr. Cédric J. Van Meerbeeck  
caricof@cimh.edu.bb*

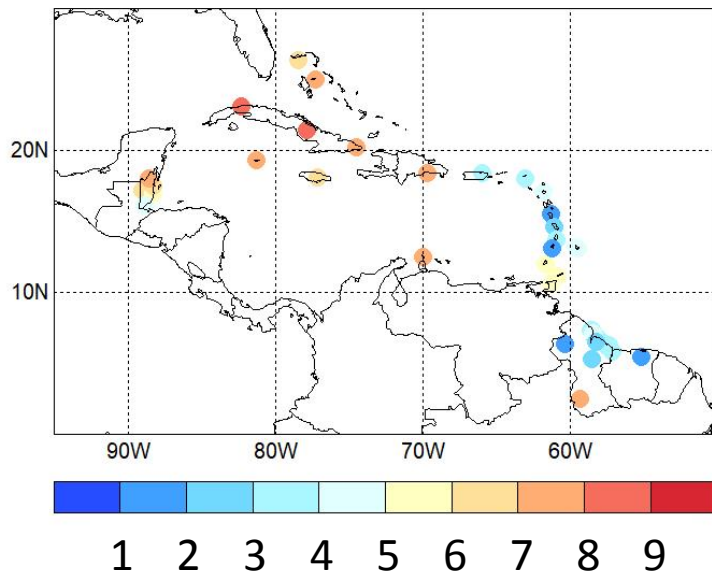
## Participating territories

Antigua & Barbuda, Aruba, Bahamas, Barbados, Belize, Cayman Islands, Cuba, Curaçao, Dominica, Dominican Republic, French Guiana, Grenada, Guadeloupe, Guyana, Haïti, Jamaica, Martinique, Puerto Rico, St. Barth's, St. Kitts & Nevis, St. Lucia, St. Maarten/St. Martin, St. Vincent & the Grenadines, Suriname, Trinidad & Tobago and the US Virgin Islands

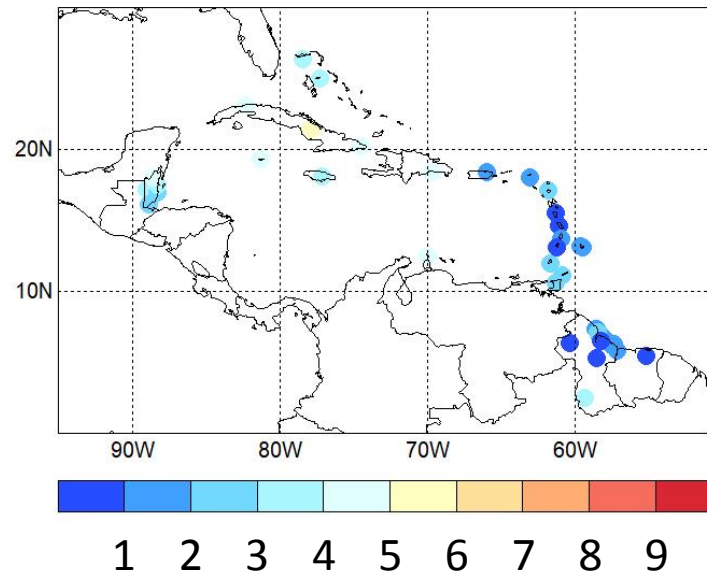


How many 7-day, 10-day or 15-day dry spells do we historically get **on average** from January to March?

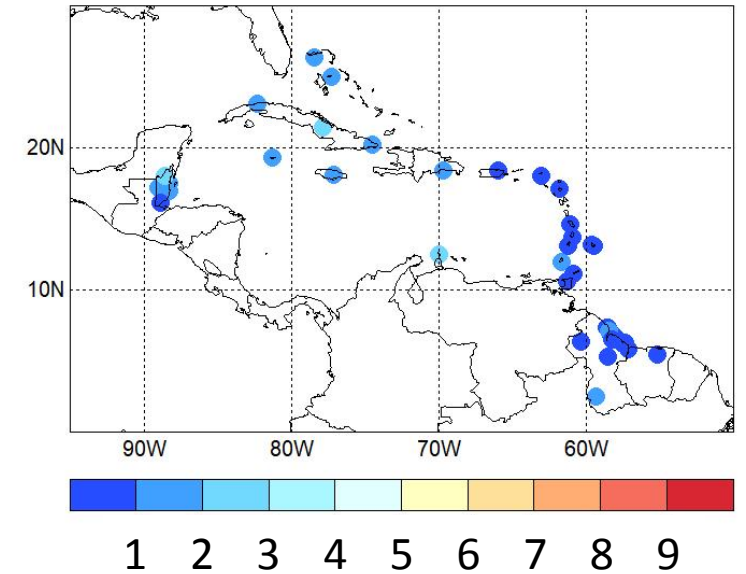
**7-day dry spells**



**10-day dry spells**



**15-day dry spells**



# January to March 2019

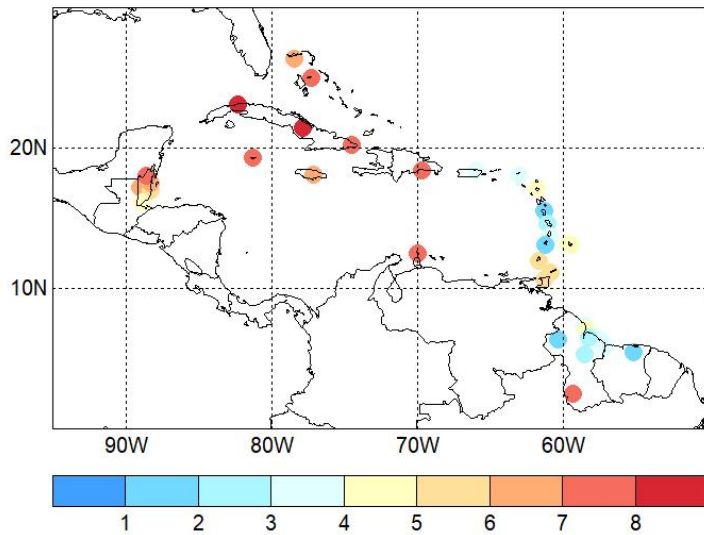
	No. of 7-dy dry spells		No. of 10-dy dry spells		No. of 15-dy dry spells	
	Historically	Forecast	Historically	Forecast	Historically	Forecast
Antigua (GreenCas)	3-6	2-7	1-4	1-5	0-1	0-2
Aruba (Beatrix)	5-11	6-14	3-7	4-9	1-4	2-5
Bahamas (Freeport)	5-9	4-9	1-5	1-6	0-2	0-3
Bahamas (NewProvi)	6-9	5-9	3-5	2-6	0-3	0-3
Barbados (CIMH)	2-7	3-8	1-3	1-4	0-2	0-2
Barbados (GAIA)	2-6	2-9	1-3	1-4	0-2	0-2
Belize (Belmopan)	4-8	3-9	1-4	2-5	0-2	0-3
Belize (C. Farm)	4-8	4-10	2-5	2-5	1-2	0-2
Belize (Melinda)	3-7	4-9	1-4	1-4	0-2	0-2
Belize (PG Airport)	4-8	4-9	2-5	1-5	0-2	0-2
Belize (Punta Gorda)	3-7	3-8	1-4	1-4	0-2	0-2
Belize (Towerhill)	6-10	6-10	3-6	2-6	1-3	1-4
Cayman	6-9	6-9	3-5	2-5	1-2	0-2
Cuba (Camaguey)	7-10	6-10	4-6	3-6	1-3	1-3
Cuba (Casablanca)	6-10	6-10	3-6	2-7	1-3	0-3
Cuba (Punta Maisi)	6-9	5-10	3-5	2-6	1-3	0-3
Dominica (Douglas Charles)	0-2	0-2	0-1	0-1	0-0	0-0
Dominican Republic (Las Americas)	5-9	5-9	2-6	2-5	0-3	0-2
Grenada (MBIA)	4-8	4-9	1-5	1-6	0-2	0-2
Guyana (Albion)	1-5	2-7	1-4	1-4	0-1	0-1
Guyana (Apaikwa)	0-3	0-3	0-1	0-1	0-0	0-0
Guyana (Bmont7)	2-7	2-9	0-3	0-4	0-2	0-3
Guyana (BmontFron)	1-6	1-7	0-3	0-4	0-1	0-1

# January to March 2019 cont'd

	No. of 7-dy dry spells		No. of 10-dy dry spells		No. of 15-dy dry spells	
	Historically	Forecast	Historically	Forecast	Historically	Forecast
Guyana_DeKindren	1-6	2-7	0-4	1-6	0-1	0-1
Guyana (Enmore)	2-6	2-7	0-2	0-3	0-1	0-1
Guyana (Greatfall)	0-4	1-5	0-2	0-2	0-0	0-1
Guyana (Georgetown)	2-5	2-6	0-2	0-3	0-1	0-1
Guyana (LaBagat)	3-8	1-12	2-4	1-6	0-2	0-2
Guyana (LeonFront)	1-6	1-7	0-3	1-4	0-1	0-1
Guyana (McNabbB)	1-6	2-7	0-3	0-4	0-1	0-1
Guyana (New Amsterdam)	1-5	1-7	0-2	0-3	0-1	0-1
Guyana (Onderneeming)	2-8	3-11	0-5	1-6	0-2	0-3
Guyana (Skeldon)	2-5	2-7	0-3	0-4	0-1	0-1
Guyana (Timehri)	1-5	1-6	0-2	0-3	0-1	0-1
Jamaica (Sangster)						
Jamaica (Worthy Park)	5-7	4-8	2-5	1-5	0-2	0-2
Jamaica (Bodles)						
Martinique (FDF Desaix)	1-3	1-4	0-2	0-2	0-1	0-1
Puerto Rico (San Juan)	2-5	2-6	0-3	0-3	0-1	0-1
St. Lucia (Hewanorra)	2-5	1-6	0-2	0-3	0-1	0-1
St. Vincent (ET Joshua)	1-3	1-4	0-1	0-2	0-1	0-0
St. Maarten (TNM)	1-4	1-6	0-2	0-2	0-1	0-1
Suriname (Zanderij)	0-3	0-4	0-1	0-2	0-0	0-1
Trinidad (Piarco)	3-8	3-9	0-5	1-5	0-2	0-2
Tobago (ANR Robinson)	3-7	4-9	1-4	1-5	0-2	0-2

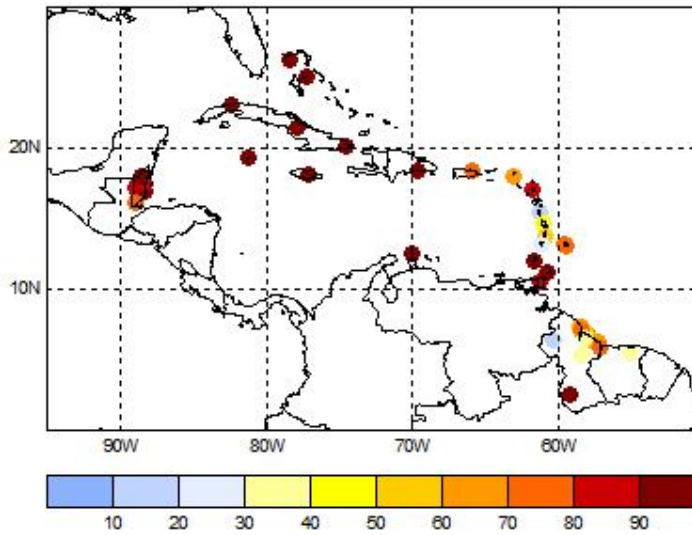
# 7-day dry spells from January to March 2019

Historical avg. number of 7-day dry spells

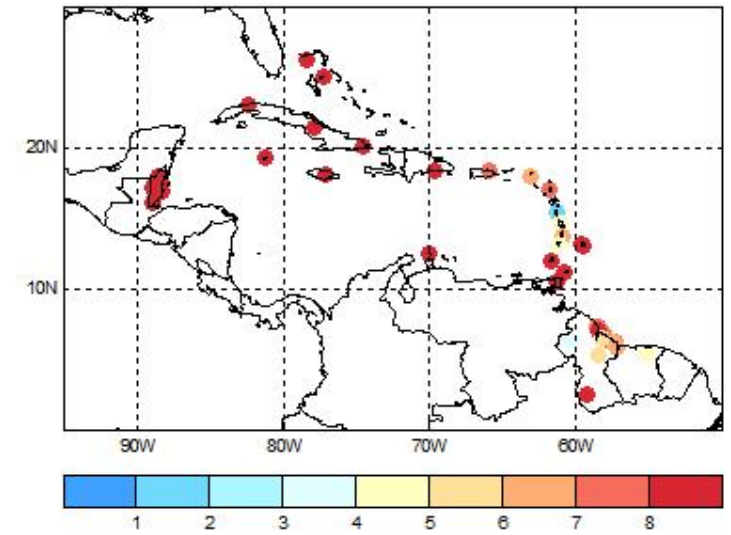


What is the FORECAST for January to March 2019?

Probability of at least THREE 7-day dry spells

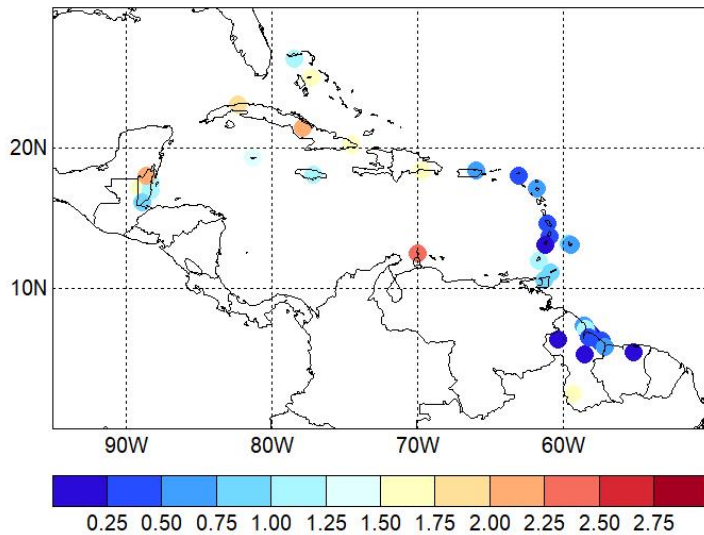


MAX number of 7-day dry spells



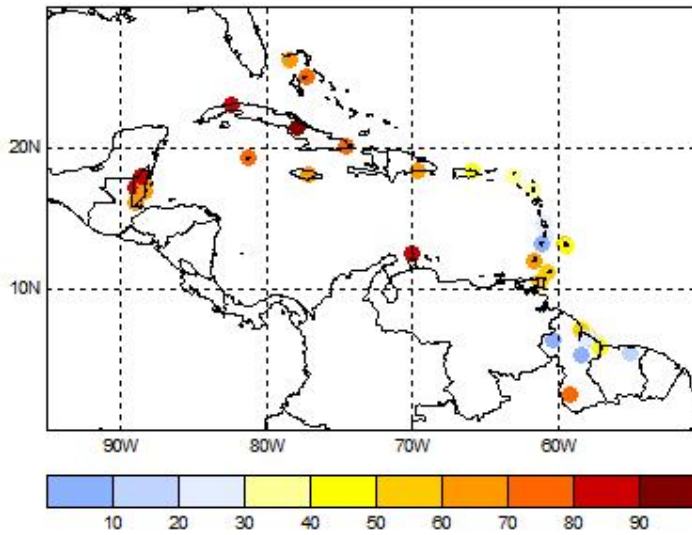
# 15-day dry spells from January to March 2019

Historical avg. number of 15-day dry spells

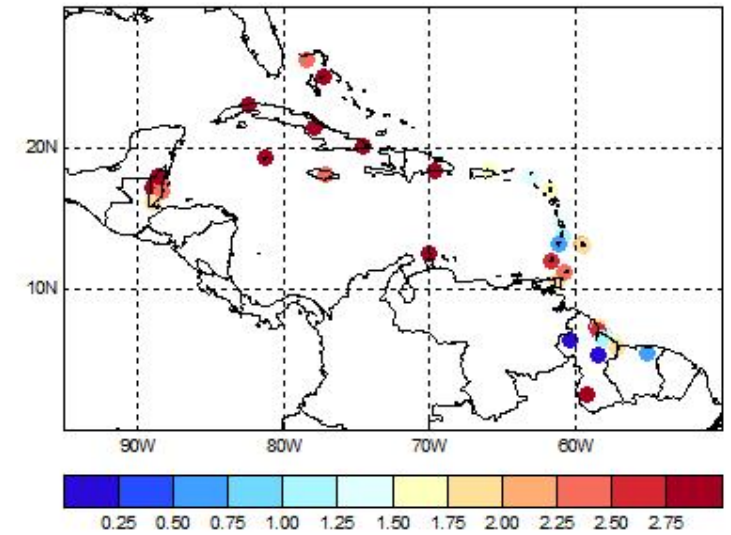


What is the FORECAST for January to March 2018?

Probability of at least ONE 15-day dry spell



MAX number of 15-day dry spells





**CARICOF**  
CARIBBEAN CLIMATE OUTLOOK FORUM

*caricof@cimh.edu.bb*

*rcc.cimh.edu.bb*

Caribbean Institute for Meteorology and Hydrology

TEL: (246) 425-1362/3 | FAX: (246) 424-4733