

Rainfall frequency and extreme forecasts

—

Wet days and Wet spells Outlooks October to December 2018

**Dr. Cedric VAN MEERBEECK¹, Wazita Scott¹, Dr. Simon MASON²,
Ángel MUÑOZ², Dr. Teddy ALLEN², Dale Destin³**

¹Caribbean Institute for Meteorology and Hydrology (CIMH), Barbados

²International Research Institute for Climate and Society (IRI), USA

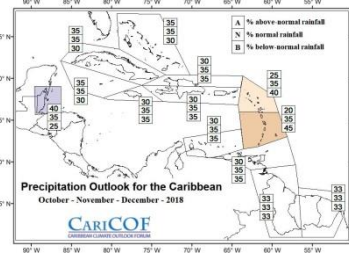
³Antigua and Barbuda Meteorological Services



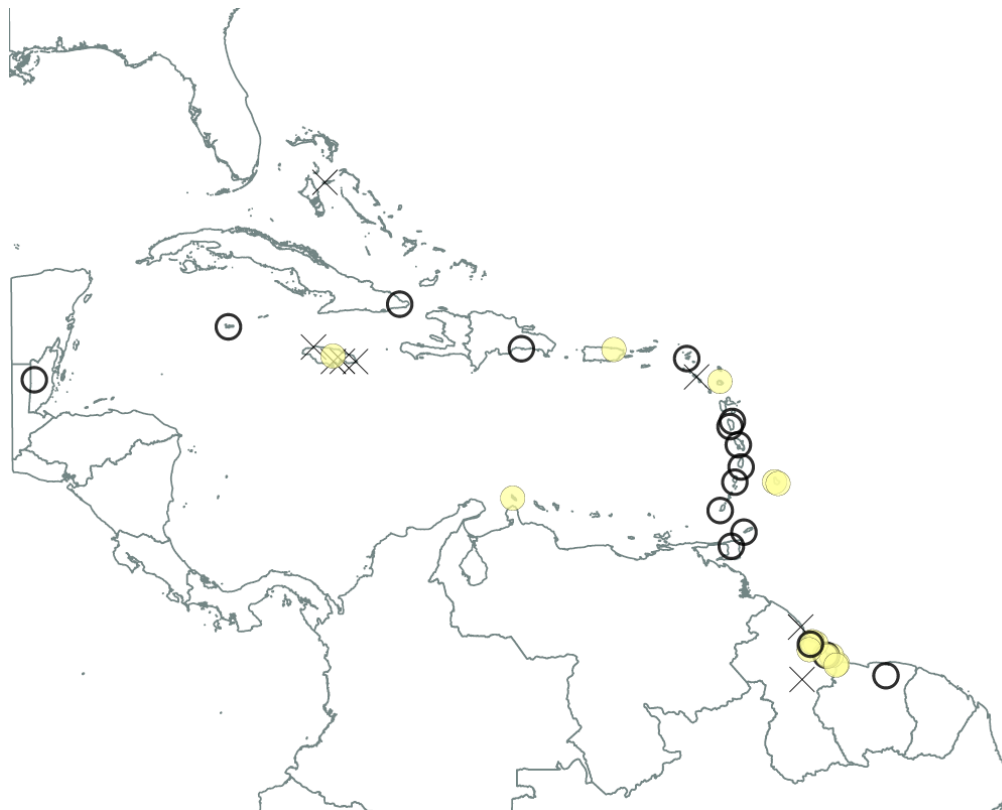
Wet day frequency shifts

Forecast for: October to December 2018

Precipitation outlook



OND 2018
Frequency of wet days



USUALLY: Out of 92 days in Oct-Nov-Dec, there are about 35 to 50 wet days (coastal Guianas: 20-40; ABC Islands: 15-35).

FORECAST: OND rainfall may be drier than usual in the Lesser Antilles, but wetter than usual in Belize. The forecast indicates the usual number or slightly fewer wet days across the region (*low confidence*).

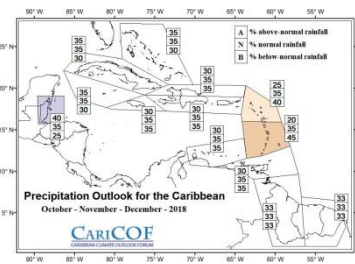
IMPLICATIONS:

- Frequent rainfall disruptions of outdoor activities (from Dec. in the Guianas).
- Surface wetness keeps environmental conditions more conducive to mosquito breeding and moisture related pests.
- Surface dryness possibly enhanced in the Guianas until the November.

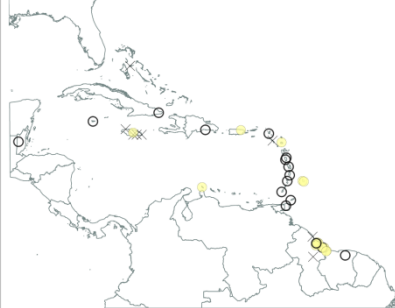
Wet spells frequency shifts

Forecast for: October to December 2018

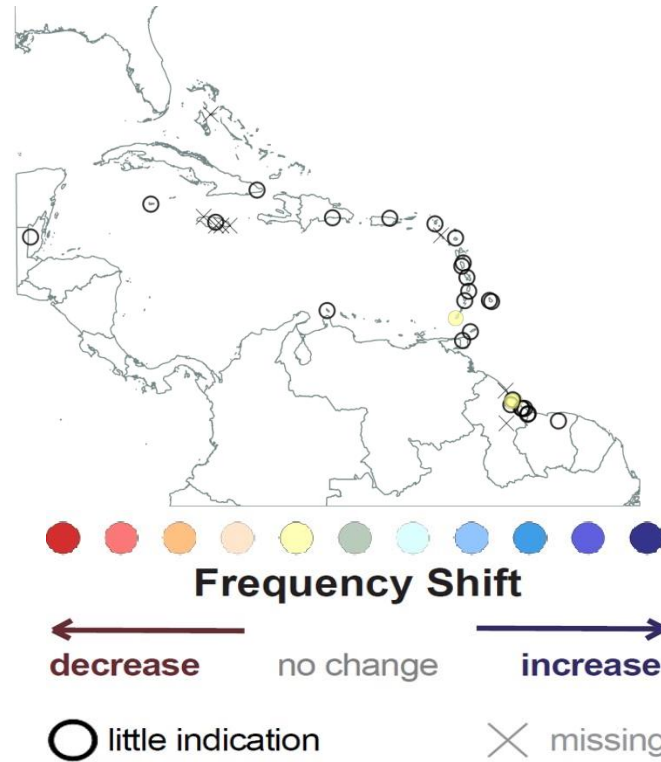
Precipitation outlook



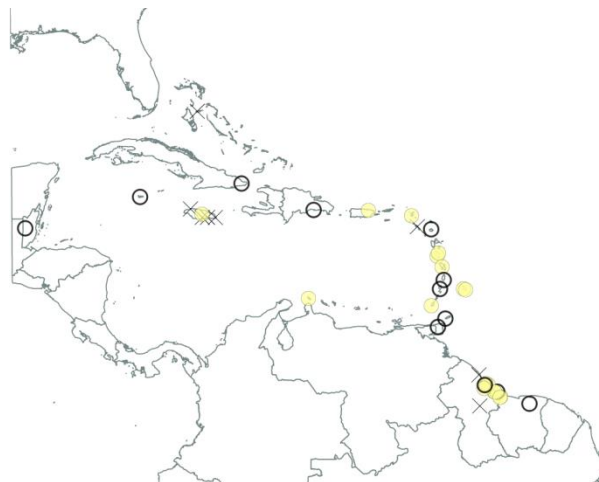
Wet days outlook



OND 2018 frequency of 7-day wet spells



OND 2018 frequency of 7-day very wet spells



USUALLY: Between 3 and 6 wet spells (coastal Guianas: 1-4) occur from October to December, with 1 to 4 of them ending up very wet (coastal Guianas: up to 2).

FORECAST: OND rainfall may be drier than usual in the Lesser Antilles, but wetter than usual in Belize. The forecast indicates the usual number or slightly fewer wet days, wet spells and very wet spells across the region (*low confidence*).

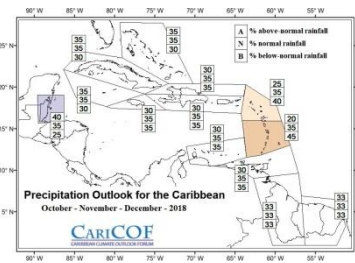
IMPLICATIONS:

- Recharge rates of large water reservoirs associated with the wet season potentially slightly slower than usual.
- Flood potential slightly reduced during peak season for long-term flooding in Belize and the islands.

Extreme wet spells frequency shifts

Forecast for: October to December 2018

Precipitation outlook



OND 2018 frequency of *extreme (top 1%) 3-day wet spells*



Wet days outlook



Wet spells outlook



Very wet spells outlook



USUALLY: Up to 2 extreme wet spell occur from October to December (Guianas: up to 1).

FORECAST: : OND rainfall may be drier than usual in the Lesser Antilles, but wetter than usual in Belize. The forecast indicates the usual number or slightly fewer wet days, wet spells, very wet spells and extreme wet spells across the region (*low confidence*).

IMPLICATION:

Flash flood potential is a concern throughout the region, including the coastal Guianas from November onwards.

October to December 2018

	No. of wet days		No. of 7-day wet spells (20% wettest)		No. of 7-day very wet spells (10% wettest)		No. of 3-day extremely wet spells (1% wettest)	
	Climatology	Forecast	Climatology	Forecast	Climatology	Forecast	Climatology	Forecast
Antigua (VC Bird)	32-44	29-43	3-5.5	2.7-5.8	1.3-3.2	1.1-3.5	0-1	0-1.3
Aruba (Beatrix)	18-44	16-36	3.2-8.6	3.3-7.9	1.3-6.8	1-5	0-2.5	0-2.2
Barbados (CIMH)	35-48	33-47	3.4-5.6	3.1-5.8	1.3-3.9	1.2-3.5	0-2	0-1.8
Barbados (GAIA)	35-49	33-47	3.2-5.6	3.1-5.7	1.6-3.4	1.5-3.5	0-2	0-1.8
Belize (C. Farm)	33-49	30-49	2.9-5.3	2.7-5.5	1.4-2.6	1.4-2.8	0-1	0-1.3
Cayman	22-38	20-39	2.2-4.7	2-5.4	1-3.7	0.8-3.2	0-2.5	0-2.2
Cuba (Punta Maisi)	18-32	16-32	2.6-5.8	2.8-6.3	1.3-4.3	1.2-4.1	0-2	0-2
Dom. Republic (Las Americas)	25-35	22-36	2.4-4.8	2.1-5.5	0.4-3	0.5-3	0-1.9	0-1
Dominica (Canefield)	40-54	39-54	2.6-4.6	2.1-4.8	1-2.5	0.7-2.6	0-1.1	0-1.3
Dominica (Douglas Charles)	57-69	56-70	3-5.7	2.9-6	1.7-3.7	1.4-3.5	0-1.2	0-1.6
Grenada (MBIA)	33-48	32-47	3.4-5.5	2.8-5.7	1.4-3.4	1.1-3.6	0-2	0-1.9
Guyana_73	13-25	12-23	1.3-3.2	1.1-3.2	0.2-2.3	0.1-2.1	0-1.3	0-0.3
Guyana (Albion)	18-40	14-38	0.8-4.5	0.6-4.3	0-2.3	0-1.9	0-1.4	0-0.6
Guyana (Blairmont)	20-41	18-38	1-3.9	0.8-3.6	0.4-2.1	0.1-1.9	0-1	0-1.1
Guyana (Enmore)	17-49	15-42	0.9-4.3	0.9-4	0.4-2.9	0.2-2.4	0-1.9	0-1.4
Guyana (Georgetown)	28-46	28-46	1.1-4.5	1.1-4	0.4-2.8	0.3-2.3	0-1.8	0-1.7
Guyana (New Amsterdam)	23-40	19-38	1.1-3.9	0.8-3.7	0.4-2.2	0.2-2.1	0-1	0-1.3
Guyana (Skeldon)	26-38	22-39	1.3-3.5	1.2-3.4	0.4-1.8	0.4-1.8	0-1.3	0-0.8
Guyana (Timehri)	40-51	35-49	1.7-4.1	1.6-3.8	0.4-2.3	0.5-2.2	0-1	0-0.8
Guyana_Wales	30-48	31-49	1.7-4.4	1.3-4	0.4-2.6	0.5-2.4	0-1	0-1.1
Jamaica (Worthy Park)	24-39	21-38	2.6-5.1	2.3-4.7	1.2-2.6	0.9-2.8	0-1	0-1
Martinique (FDF Desaix)	50-61	47-63	3.2-6.2	2.7-6.2	1.4-3.2	1.3-3.4	0-2	0-1.7
Puerto Rico (San Juan)	39-52	34-52	3-6	2.9-5.7	0.9-3.4	0.9-3.3	0-1	0-1
St. Lucia (Hewanorra)	41-54	37-53	3-5.3	2.8-5.4	1.3-3.5	1.1-3.6	0-1.2	0-1.5
St. Maarten (TNCM)	36-50	33-50	2.8-5.6	2.8-5.9	1.5-3.8	1.2-3.6	0-1.9	0-2
St. Vincent (ET Joshua)	52-64	50-64	3.4-6.5	3-6.5	1.7-3.7	1.2-3.7	0-2.2	0-2.3
Suriname (Zanderij)	28-44	29-47	1.3-2.6	1.2-2.6	0-1.4	0-1.5	0-0.9	0-0.6
Tobago (ANR Robinson)	41-53	40-52	2.8-5.5	2.5-5.5	1.4-3.3	1.3-3.1	0-1	0-1.6
Trinidad (Piarco)	39-49	38-50	3.2-5.9	3.3-5.9	1.5-3.5	1.5-3.4	0-2	0-1.7

grey none are expected, dark blue an increase, brown is a decrease in frequency,