

Dry Spells Outlook for July to September 2018 *(experimental)*

*Coordination: Caribbean Institute for Meteorology & Hydrology
Dr. Cédric J. Van Meerbeeck - Climatologist
Wazita B. Scott – Ast. Climatologist
caricof@cimh.edu.bb*

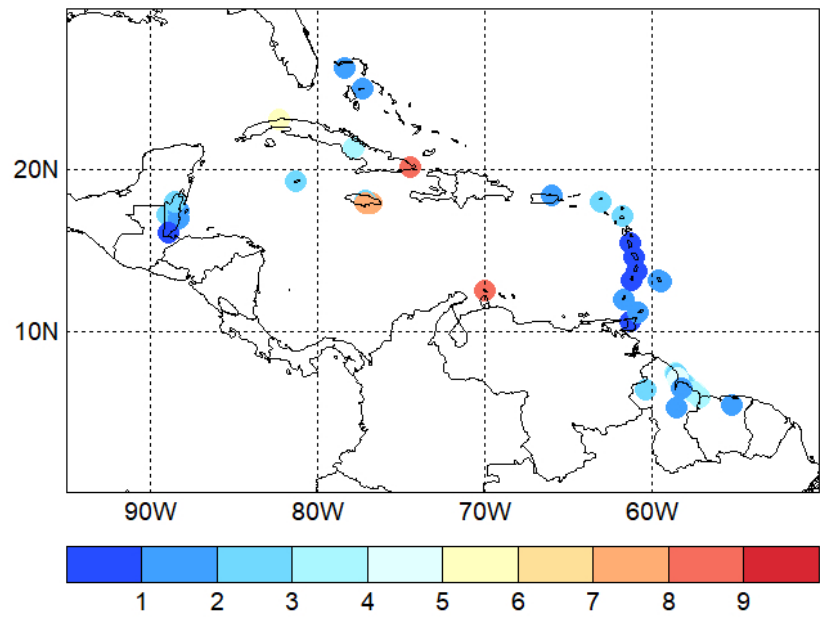
Participating territories

Antigua & Barbuda, Aruba, Bahamas, Barbados, Belize, Cayman Islands, Cuba, Curaçao, Dominica, Dominican Republic, French Guiana, Grenada, Guadeloupe, Guyana, Haïti, Jamaica, Martinique, Puerto Rico, St. Barth's, St. Kitts & Nevis, St. Lucia, St. Maarten/St. Martin, St. Vincent & the Grenadines, Suriname, Trinidad & Tobago and the US Virgin Islands

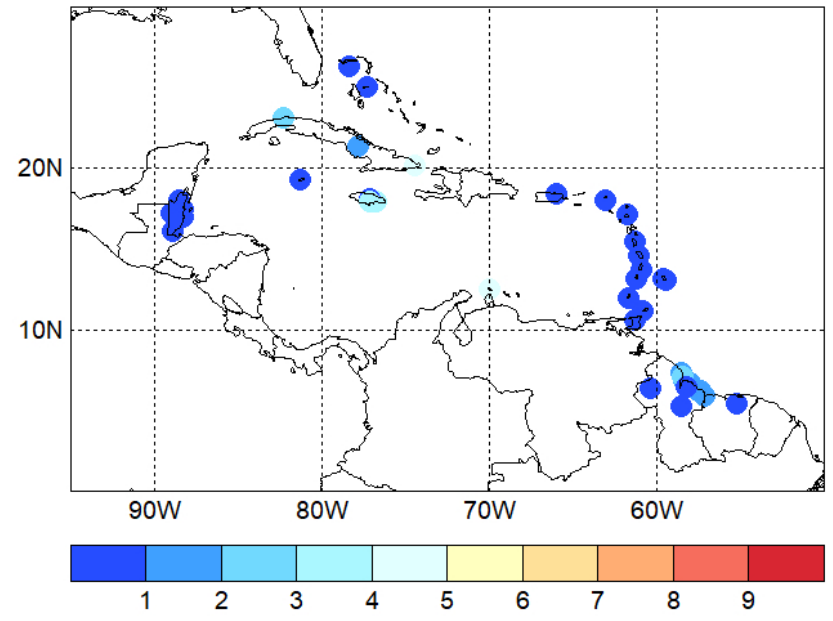


How many 7-day, 10-day or 15-day dry spells do we historically get **on average** from July to September?

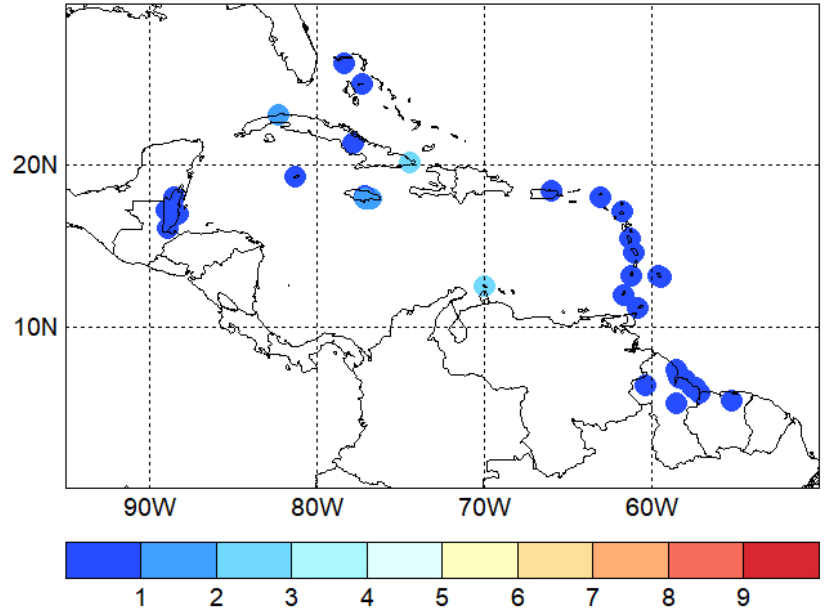
7-day dry spells



10-day dry spells

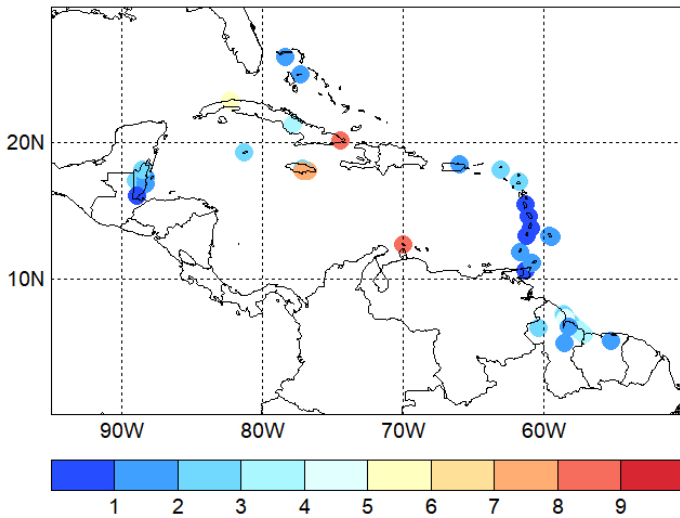


15-day dry spells



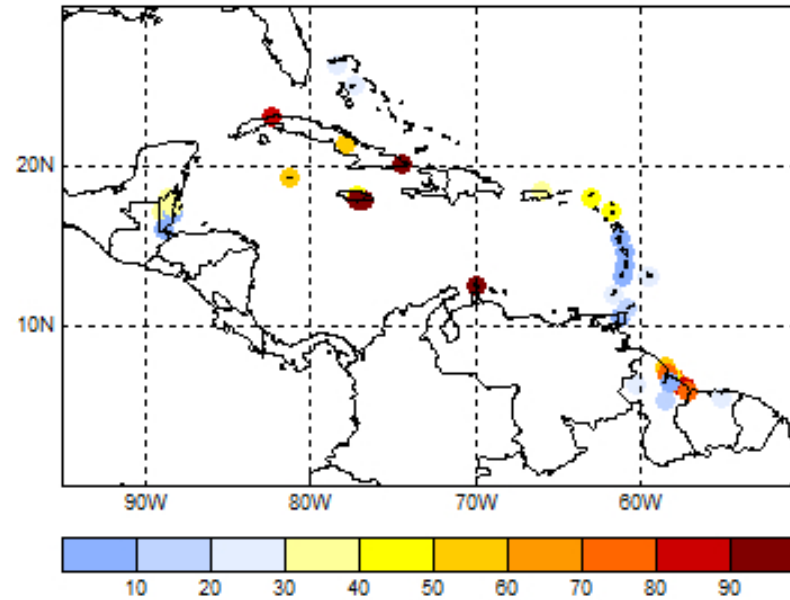
7-day dry spells from July to September 2018

Historical avg. number of 7-day dry spells

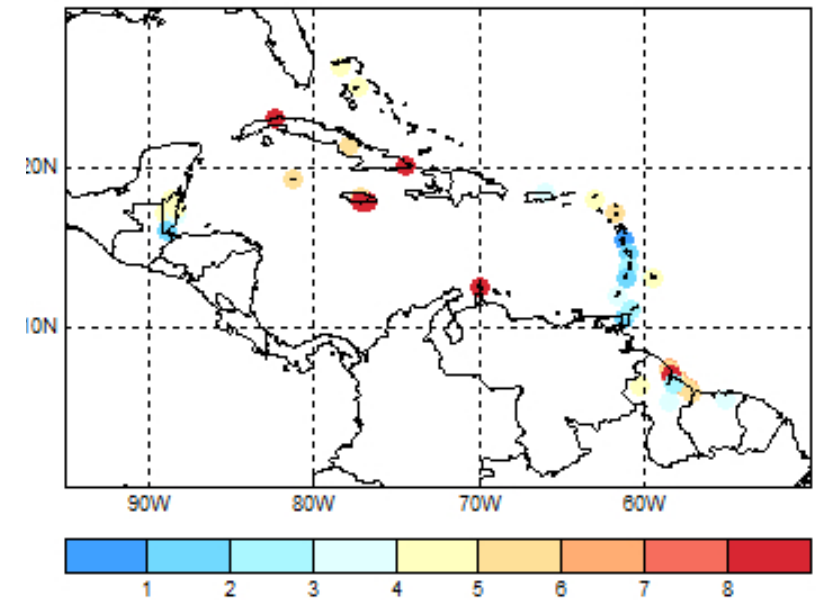


What is the FORECAST for July to September 2018?

Probability of at least THREE 7-day dry spells



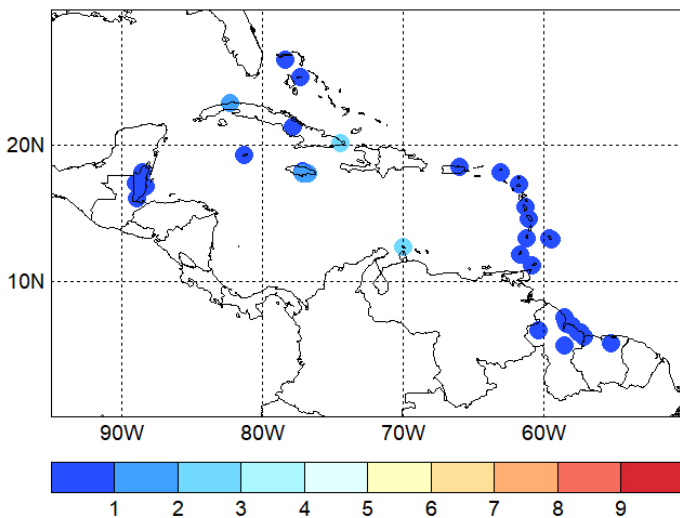
MAX number of 7-day dry spells



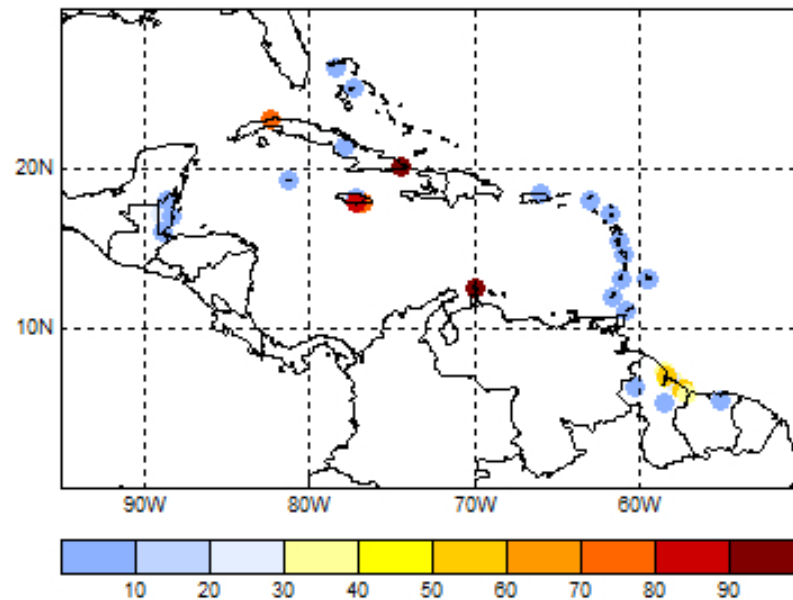
15-day dry spells from July to September 2018

What is the FORECAST for July to September 2018?

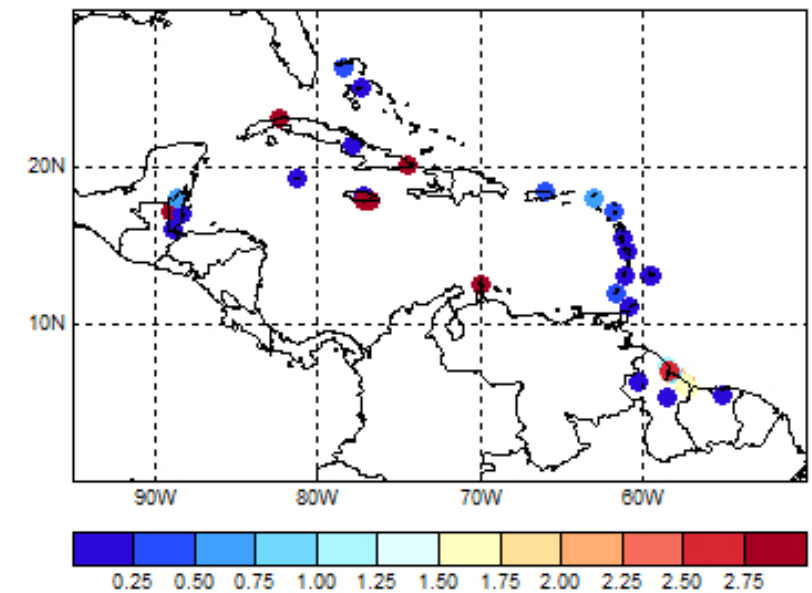
Historical avg. number of 15-day dry spells



Probability of at least ONE 15-day dry spell



MAX number of 15-day dry spells



July to September 2018

	No. of 7-dy dry spells		No. of 10-dy dry spells		No. of 15-dy dry spells	
	Historically	Forecast	Historically	Forecast	Historically	Forecast
Antigua (GreenCas)	1-3	1-4	0-2	0-2	0-0	0-0
Aruba (Beatrix)	6-10	6-11	3-7	3-10	1-4	1-4
Bahamas (Freeport)	1-3	1-3	0-1	0-2	0-0	0-0
Bahamas (NewProvi)	1-3	0-3	0-1	0-1	0-0	0-0
Barbados (CIMH)	1-3	1-3	0-1	0-1	0-0	0-0
Barbados (GAIA)	0-2	0-3	0-1	0-2	0-0	0-0
Belize_Belmopan	1-3	0-3	0-1	0-1	0-0	0-0
Belize (C. Farm)	1-4	1-4	0-1	0-2	0-0	0-2
Belize_Melinda	0-2	0-3	0-1	0-1	0-0	0-0
Belize_PG-Airpor	0-3	0-4	0-1	0-1		
Belize_PGorda	0-1	0-1	0-0	0-0	0-0	0-0
Belize_Towerhill	1-4	1-4	0-1	0-2	0-0	0-0
Cayman	1-4	1-5	0-2	0-3	0-0	0-0
Cuba_Camaguey	1-4	1-5	0-2	0-2	0-0	0-0
Cuba_Casablanca	3-7	3-8	1-4	1-5	0-2	0-3
Cuba (Punta Maisi)	7-10	7-10	3-6	3-8	1-3	1-5
Dominica (Douglas Charles)	0-1	0-1	0-0	0-0	0-0	0-0
Dom. Republic (Las Americas)	2-5	3-6	0-2	0-3	0-1	0-1
Grenada (MBIA)	0-3	0-3	0-1	0-1	0-0	0-0
Guyana (Albion)	3-6	2-6	1-3	0-4	0-1	0-2
Guyana_Apaikwa	1-4	1-4	0-2	0-2	0-0	0-0
Guyana_Bmont7	2-5	2-6	1-3	1-3	0-2	0-2
Guyana_BmontFron	2-5	2-5	1-2	1-3	0-1	0-1

July to September 2018 cont'd

	No. of 7-dy dry spells		No. of 10-dy dry spells		No. of 15-dy dry spells	
	Historically	Forecast	Historically	Forecast	Historically	Forecast
Guyana (Charity)	2-5	1-5				
Guyana_DeKindren	1-3	1-4	0-2	0-3	0-0	0-1
Guyana (Enmore)	2-5	2-6	1-3	0-4	0-1	0-2
Guyana (Greatfall)	0-3	0-3	0-1	0-1		
Guyana (Georgetown)	1-5	1-4	0-3	0-3		
Guyana_LaBagat	2-6	2-6	0-3	0-5	0-1	0-2
Guyana_LeonFront	1-4	1-4	0-2	0-3	0-1	0-1
Guyana_McNabbB	1-4	1-4	0-2	0-3	0-1	0-1
Guyana (New Amsterdam)	3-4	2-5	1-2	1-3	0-1	0-2
Guyana_Onderneem	2-7	2-7	0-5	0-5	0-2	0-2
Guyana (Skeldon)	2-5	2-5	0-2	0-2	0-1	0-1
Guyana (Timehri)	0-2	0-2				
Jamaica_Manley	6-9	5-11	2-5	2-6	0-3	0-4
Jamaica_Worthy-P	1-4	1-4	0-2	0-3	0-0	0-0
Jamaica_bodles	6-9	5-9	2-5	2-6	1-2	0-3
Martinique (FDF Desaix)	0-1	0-1	0-0	0-0	0-0	0-0
Puerto Rico (San Juan)	0-3	0-3	0-1	0-1	0-0	0-0
St. Lucia (Hewanorra)	0-2	0-2	0-0	0-0		
St. Vincent (ET Joshua)	0-1	0-1	0-0	0-0	0-0	0-0
St. Maarten (TNM)	1-3	1-4	0-1	0-2	0-0	0-0
Suriname (Zanderij)	1-3	1-3	0-1	0-1	0-0	0-0
Trinidad (Piarco)	0-2	0-2	0-0	0-1		
Tobago (ANR Robinson)	0-3	0-3	0-1	0-2	0-0	0-0



CARICOF
CARIBBEAN CLIMATE OUTLOOK FORUM

caricof@cimh.edu.bb

rcc.cimh.edu.bb

Caribbean Institute for Meteorology and Hydrology

TEL: (246) 425-1362/3 | FAX: (246) 424-4733