

# Rainfall frequency and extreme forecasts

—

## wet days and wet spells outlooks

November 2016 to January 2017

**Dr. Cedric VAN MEERBEECK<sup>1</sup> , Wazita Scott<sup>1</sup>**, Dr. Simon MASON<sup>2</sup>,  
Ángel MUÑOZ<sup>2</sup>, Dr. Teddy ALLEN<sup>2</sup>, Dale Destin<sup>3</sup>

<sup>1</sup>Caribbean Institute for Meteorology and Hydrology (CIMH), Barbados

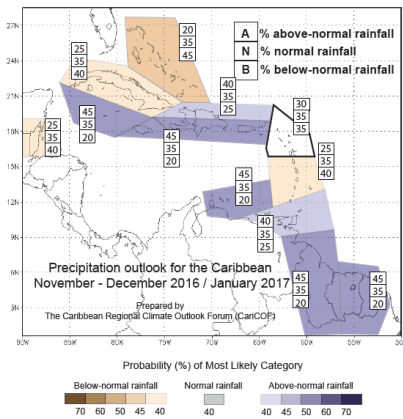
<sup>2</sup>International Research Institute for Climate and Society (IRI), USA

<sup>3</sup>Antigua and Barbuda Meteorological Services

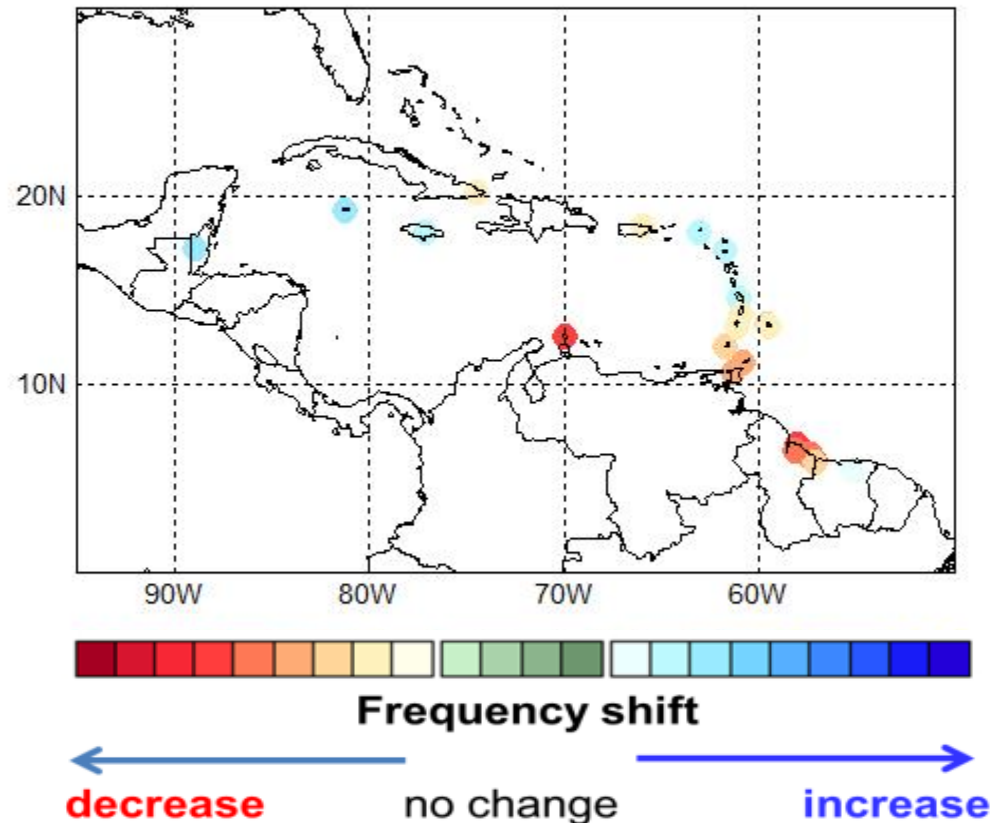


# Wet day frequency shifts

Forecast for: November 2016 to January 2017



NDJ 2016-'17 frequency of wet days



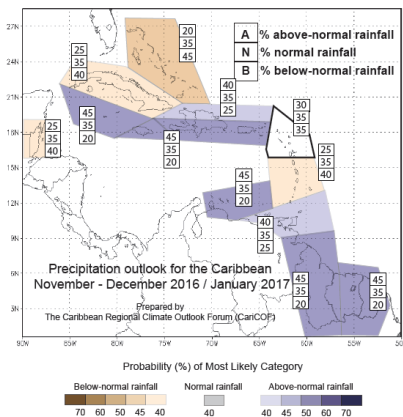
**USUALLY:** Across the region during November-December-January, about 30 to 50 days are wet days.

**FORECAST:** NDJ rainfall is likely to be above- to normal in much of the region; however, with 10% to 20% less wet days (*medium to high confid.*) in Aruba, parts of Guyana and Trinidad & Tobago. By contrast, below- to normal is forecast for Bahamas, Barbados, Belize, Cuba, and Windwards.

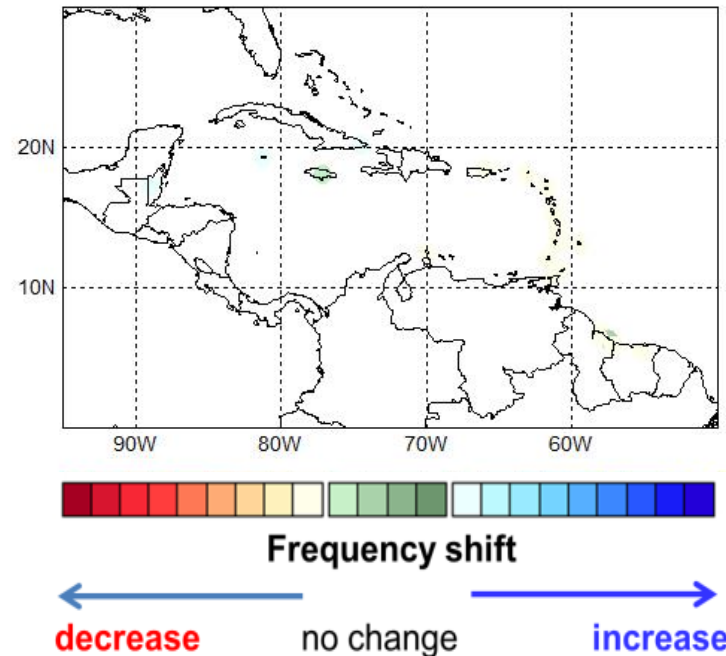
**IMPLICATION:**  
Regular disruptions of outdoor activities by rainfall; but fewer than usual in Aruba, Grenada, parts of Guyana and Trinidad & Tobago.

# Wet spells frequency shifts

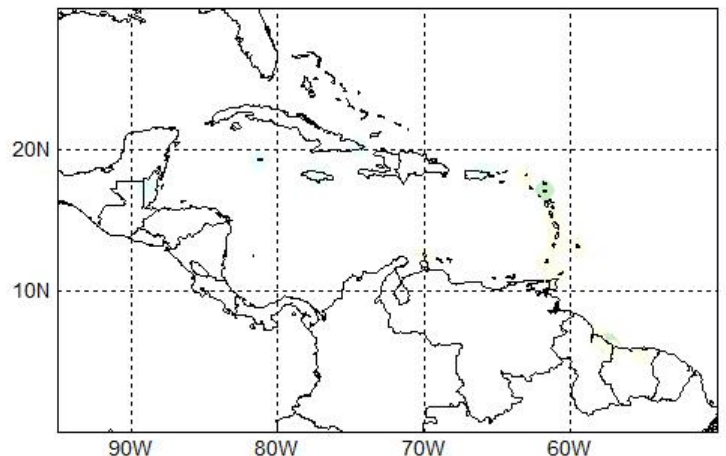
Forecast for: November 2016 to January 2017



NDJ 2016-'17 frequency of 7-day wet spells



NDJ 2016-'17 frequency of 7-day very wet spells



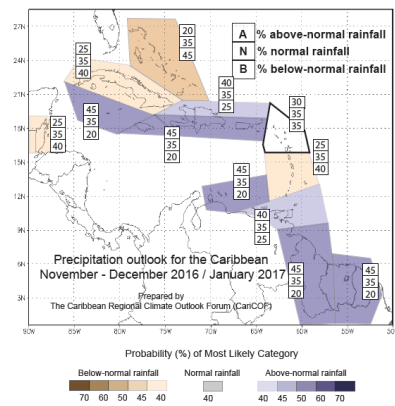
**USUALLY:** Near the end of the wet season (Guianas: transition from dry to wet season; ABC Islands: wet season), roughly 2 to 5 wet spells (ABC Islands: 3 to 8) occur from November to January, of which 1 to 3 are very wet (ABC Islands: 1 to 6).

**FORECAST:** NDJ rainfall is likely to be above- to normal in much of the region; however, with 10% to 20% less wet days (*medium to high confid.*) in Aruba, parts of Guyana and Trinidad & Tobago. By contrast, below- to normal is forecast for Bahamas, Barbados, Belize, Cuba, and Windwards. **At present, we do not forecast any significant shifts in wet spells (*low confid.*).**

**IMPLICATION:**  
**Recharge of large water reservoirs by rainfall is expected in most places.**

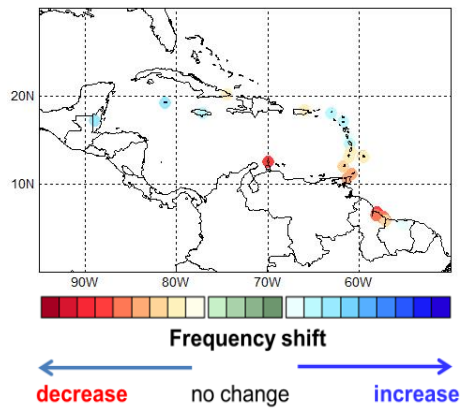
# Extreme wet spells frequency shifts

## Forecast for: November 2016 to January 2017

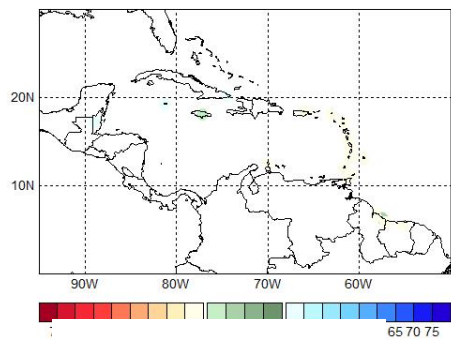


**NDJ 2016-'17 frequency of  
*extreme (top 1%) 3-day wet spells***

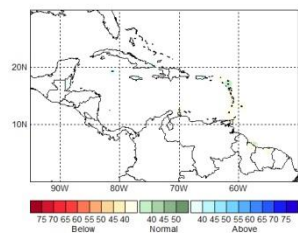
NDJ 2016/7 Wet Days Frequency Shifts



NDJ 2016-7 7-day Wet Spells Frequency Shifts



NDJ 2016-7 7-dy Very Wet Spells Frequency Shifts



**USUALLY:** Up to 1 or 2 extreme wet spells occur from October to December (ABC Islands: up to 3).

**FORECAST:** NDJ rainfall is likely to be above- to normal in much of the region; however, with 10% to 20% less wet days (*medium to high confid.*) in Aruba, parts of Guyana and Trinidad & Tobago. By contrast, below- to normal is forecast for Bahamas, Barbados, Belize, Cuba, and Windwards. At present we do not forecast any significant shifts in wet spells (*low confid.*) or extreme wet spells (*medium to high confid.*).

**IMPLICATION:** Some flash flood potential developing.



November 2016 to January 2017	No. of wet days		No. of 7-day wet spells (20% wettest)		No. of 7-day very wet spells (10% wettest)		No. of 3-day extremely wet spells (1% wettest)		brown is a decrease in frequency, dark blue an increase, grey none are expected
	Climatology	Forecast	Climatology	Forecast	Climatology	Forecast	Climatology	Forecast	
Antigua (VC Bird)	28-44	28-47	2.1-4.7	2.1-4.5	0.7-2.6	0.8-2.5	0-1	0-0.9	
Aruba (Beatrix)	18-46	13-34	2.6-8.4	2.9-7.6	0.9-5.7	1-4.6	0-2.4	0-2	
Barbados (CIMH)	30-47	28-46	1.7-4.7	1.7-4.4	0.9-2.8	0.7-2.8	0-1	0-1.2	
Barbados (GAIA)	31-45	28-45	2-4.9	1.8-4.5	0.9-3	0.8-2.6	0-1.4	0-1.5	
Belize (C. Farm)	30-46	28-54	1.7-5.2	2-4.9	0.9-2.7	0.8-2.5	0-1	0-1	
Cayman	18-26	16-36	0.9-3.1	0.9-3.4	0.3-2.1	0.3-2	0-1.4	0-1.4	
Cuba (Punta Maisi)	17-29	15-29	2.4-4.7	2.6-4.9	0.9-2.7	0.9-3.1	0-1	0-1.2	
Dominica (Canefield)	40-54	40-56	1.8-3.8	1.7-4	0.6-2.2	0.7-2.1	0-1	0-0.3	
Dominica (Douglas Charles)	55-67	53-69	1.7-4.7	1.8-4.8	0.5-2.6	0.7-2.7	0-1	0-1.2	
Grenada (MBIA)	29-43	26-43	2-5	2-4.6	0.9-2.8	0.9-2.8	0-1.5	0-1.6	
Guyana_73	15-32	12-25	1.3-4.8	1.2-3.8	0.4-3.1	0.4-2.5	0-2	0-1.3	
Guyana (Albion)	26-49	21-41	1.3-5.1	1.5-4.5	0.4-3	0.5-2.4	0-1	0-1.3	
Guyana (Blairmont)	30-55	25-47	1.7-4.8	1.6-4.3	0.4-2.6	0.6-2.4	0-2	0-1.5	
Guyana (Enmore)	27-53	22-43	1.6-5.1	1.8-4.6	0.7-3.4	1-3.1	0-1.6	0-1.5	
Guyana (Georgetown)	36-60	31-50	1.3-5.6	1.4-4.7	0.7-4.2	0.6-3.3	0-3	0-2.3	
Guyana (New Amsterdam)	30-51	26-44	1.6-4.3	1.4-4	0.6-3	0.7-2.6	0-2	0-1.9	
Guyana (Skeldon)	32-46	26-46	1.7-4.4	1.5-3.8	0.4-2.6	0.4-2.2	0-1.8	0-1.1	
Guyana (Timehri)	40-64	37-55	1.6-5.3	1.7-4.5	0.7-3.2	0.6-2.6	0-1	0-1.3	
Jamaica (Worthy Park)	21-28	18-33	1.3-3	1.3-2.9	0-2.1	0.2-1.9	0-1	0-0	
Martinique (FDF Desaix)	48-62	48-67	2.4-4.7	1.9-4.9	0.9-2.6	0.8-2.4	0-1	0-1.2	
Puerto Rico (San Juan)	36-51	34-52	2.6-5.3	2.7-5.2	0.9-2.6	1-2.7	0-1	0-1.2	
St. Lucia (Hewanorra)	38-52	34-53	1.7-3.7	1.9-4.2	0.7-2.6	0.6-2.5	0-1	0-1	
St. Maarten (TNCM)	34-52	34-56	2.1-5.3	2.4-5.4	1.3-3.2	1-3	0-1	0-1.9	
St. Vincent (ET Joshua)	50-66	48-64	2-4.9	1.7-4.7	0.9-2.9	0.9-2.8	0-1.4	0-1.4	
Suriname (Zanderij)	38-52	38-56	1.7-3.6	1.6-3.4	0.4-1.7	0.5-1.9	0-1	0-1.2	
Tobago (ANR Robinson)	36-51	33-47	1.8-4.3	1.5-4.3	0.9-2.6	0.9-2.3	0-1	0-1.4	
Trinidad (Piarco)	35-46	30-45	2.6-4.7	2.2-4.7	1.3-3	0.9-2.9	0-1.4	0-1.4	