

Rainfall frequency and extreme forecasts

—

wet days and wet spells outlooks

March to May 2016

Dr. Cedric VAN MEERBEECK¹ , Wazita Scott¹, Dr. Simon MASON²,
Ángel MUÑOZ², Dr. Teddy ALLEN², Dale Destin³

¹Caribbean Institute for Meteorology and Hydrology (CIMH), Barbados

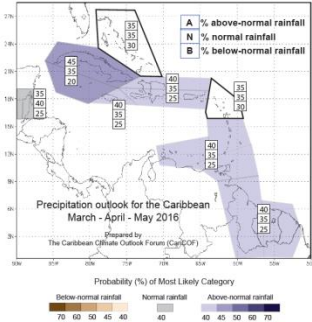
²International Research Institute for Climate and Society (IRI), USA

³Antigua and Barbuda Meteorological Services

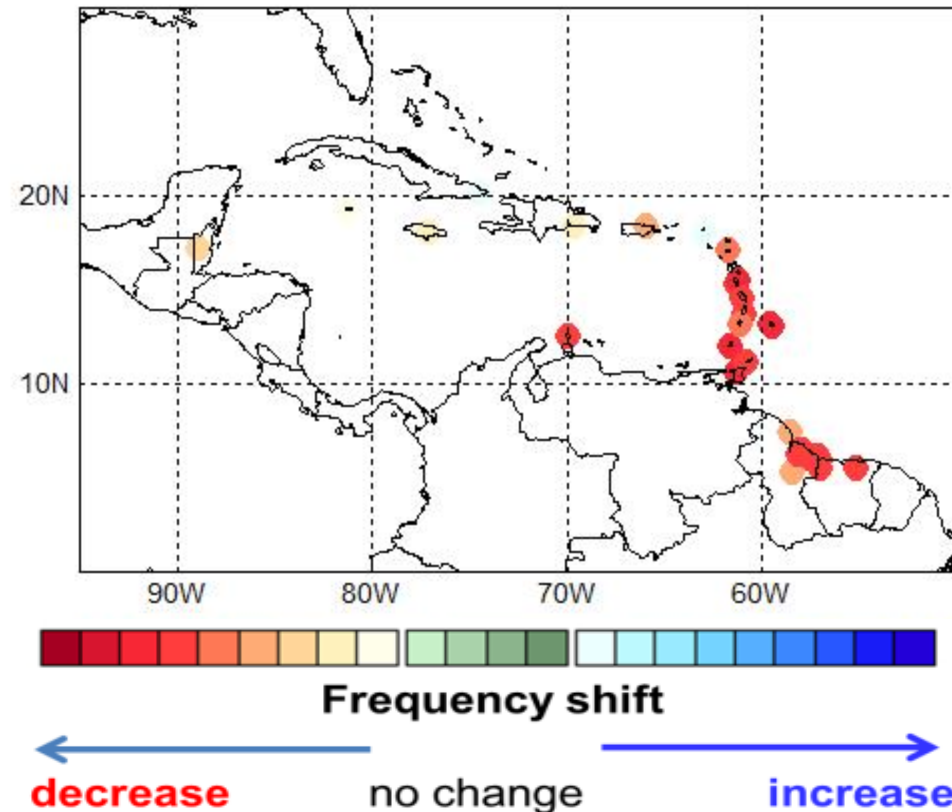


Wet day frequency shifts

Forecast for: March to May 2016



MAM 2016 Wet Days Frequency Shift



USUALLY: Number of wet days is low in March & April, and usually increases in May.

FORECAST: MAM rainfall in the Caribbean is likely to be above- to normal across the region; but normal- to above for Belize, with fewer wet days in the eastern & southern Caribbean (*high confidence*) up till April.

IMPLICATION: Increasing surface dryness; fewer disruptions of outdoor activities and limited to no recharge of water reservoirs until April.

Extreme wet spells frequency shifts

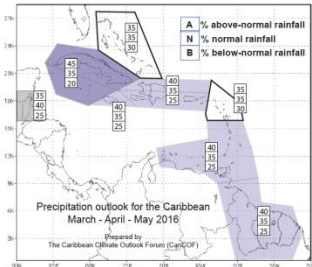
Forecast for: March to May 2016

**MAM 2016 frequency of *extreme* (top 1%)
3-day wet spells**

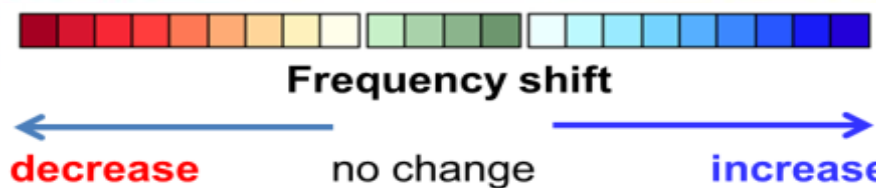
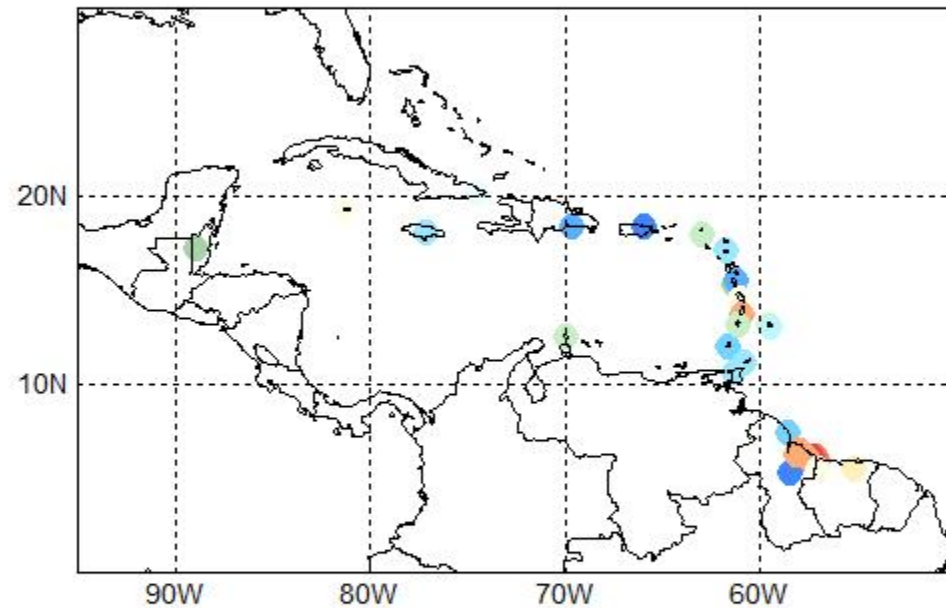
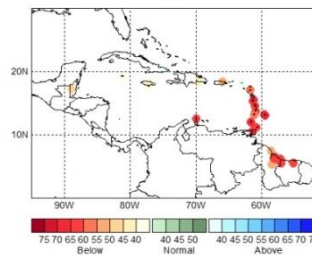
USUALLY: Very few extreme wet spells occur between March & April, with a chance of generally up to 1 extreme wet spell in May.

FORECAST: MAM rainfall in the Caribbean is likely to be above- to normal across the region; but normal- to above for Belize, with fewer wet days in the eastern & southern Caribbean (*high confidence*) up till April and increased chances for extreme wet spells (*medium confidence*).

IMPLICATION: Limited flash flood potential up until April and increasing from May.



MAM 2016 Wet Days Frequency Shift



March to May 2016

	No. of wet days		No. of 7-day wet spells (20% wettest)		No. of 7-day very wet spells (10% wettest)		No. of 3-day extremely wet spells (1% wettest)	
	Climatology	Forecast	Climatology	Forecast	Climatology	Forecast	Climatology	Forecast
Antigua (VC Bird)	17-29	12-28	1.1-4.3	0.9-4.6	0.4-2.6	0.4-2.4	0-1	0-1.6
Aruba (Beatrix)	2-10	1-7	0.4-1.4	0-1.7	0-0.9	0-1.1	0-0.4	0-0
Barbados (CIMH)	14-28	9-23	0.4-2.5	0.4-2.6	0-1.7	0-1.7	0-1	0-0
Barbados (GAIA)	15-30	10-25	0.4-2.7	0.3-2.7	0-1.7	0.1-1.7	0-1	0-0.9
Belize (C. Farm)	10-22	8-20	0.4-2	0.6-2.4	0-1.3	0-1.3	0-0	0-0
Cayman	9-22	8-25	0.9-2.6	0.9-3	0.4-1.7	0.3-1.9	0-1	0-0.9
Cuba (Punta Maisi)	8-20	7-23	1.1-3.9	1.2-4.3	0.4-1.7	0.4-1.9	0-1	0-1.2
Dominica (Canefield)	13-27	12-28	1.1-3.9	1.1-4.2	0.4-2.4	0.6-2.6	0-1	0-1.6
Dominica (Douglas Charles)	21-35	18-32	0-2.4	0-2.8	0-1.6	0-1.4	0-0	0-0
Dom. Republic (Las Americas)	36-60	27-51	1.3-3.6	1.1-4.3	0-2.1	0-2.2	0-2	0-2.8
Grenada (MBIA)	10-26	4-20	0-1.9	0-2.1	0-1	0-1.4	0-0	0-0
Guyana (Station 73)	19-34	15-29	1.6-5.8	1.4-5.2	0.9-3.1	0.8-3.3	0-1	0-0.9
Guyana (Albion)	27-45	21-40	1.7-4.4	1.7-4.3	0.9-3	0.9-2.7	0-1	0-1
Guyana (Blairmont)	31-48	25-44	1.9-4.9	1.6-4.2	0.9-3	0.8-3.2	0-1	0-0.7
Guyana (Charity)	27-41	17-40	1.6-3.6	1.5-4.2	0.9-2.1	0.7-2.2	0-1	0-1.8
Guyana (Enmore)	31-44	23-42	1.7-4.7	1.6-5.1	0.9-2.6	0.8-2.8	0-1.2	0-1.2
Guyana (Georgetown)	34-50	24-44	1.3-4.3	1.5-4.3	0.9-2.3	0.9-2.6	0-1	0-1.1
Guyana (New Amsterdam)	33-48	23-45	1.7-4.9	1.8-4.7	0.9-3	1-3	0-1	0-1
Guyana (Timehri)	32-50	25-44	1.7-5.3	1.6-5.3	0.9-3	1-3.3	0-1	0-1.1
Jamaica (Worthy Park)	35-55	28-47	1.7-4.9	1.9-4.6	0.4-2.6	0.7-2.8	0-2	0-0.6
Martinique (FDF Desaix)	20-33	18-34	2.1-4.4	2.1-4.8	0.7-2.7	0.6-2.8	0-1	0-1.8
Puerto Rico (San Juan)	28-48	20-40	0.9-3.3	0.6-2.9	0.4-1.9	0.3-1.6	0-0.3	0-0
St. Lucia (Hewanorra)	25-38	20-36	0.9-3.9	1.3-4.1	0.7-2.8	0.7-2.8	0-1.4	0-2.6
St. Maarten (TNM)	21-39	15-32	0.4-3	0.4-2.9	0-1.7	0-1.6	0-1	0-0
St. Vincent (ET Joshua)	21-34	20-37	0.9-3	1-3.2	0.4-1.5	0.4-1.7	0-1	0-0
Suriname (Zanderij)	31-53	22-47	0.3-3	0-3.1	0-1.7	0-1.4	0-0.1	0-0
Tobago (ANR Robinson)	47-61	40-58	2.4-5.8	2.3-6.5	1.6-3.6	1.1-4.1	0-2	0-1.7
Trinidad (Piarco)	14-31	8-25	0-1.7	0-2.2	0-0.9	0-1	0-0	0-0

dark blue an increase, **brown** is a decrease in frequency, **grey** none are expected