

Rainfall frequency and extreme forecasts

—

wet days and wet spells outlooks

June to August 2016

Dr. Cedric VAN MEERBEECK¹ , Wazita Scott¹, Dr. Simon MASON²,
Ángel MUÑOZ², Dr. Teddy ALLEN², Dale Destin³

¹Caribbean Institute for Meteorology and Hydrology (CIMH), Barbados

²International Research Institute for Climate and Society (IRI), USA

³Antigua and Barbuda Meteorological Services



Wet day frequency shifts

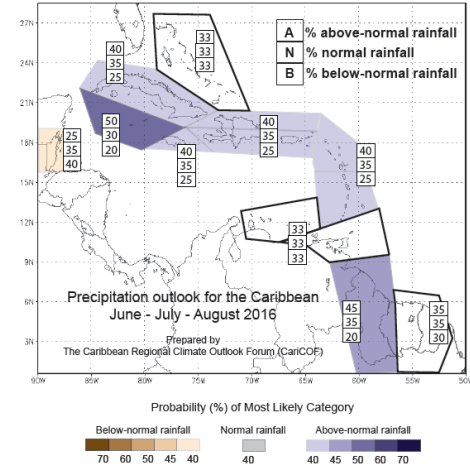
Forecast for: June to August 2016

USUALLY: Across the region during June-July-August, about 35 to 70 days are wet days.

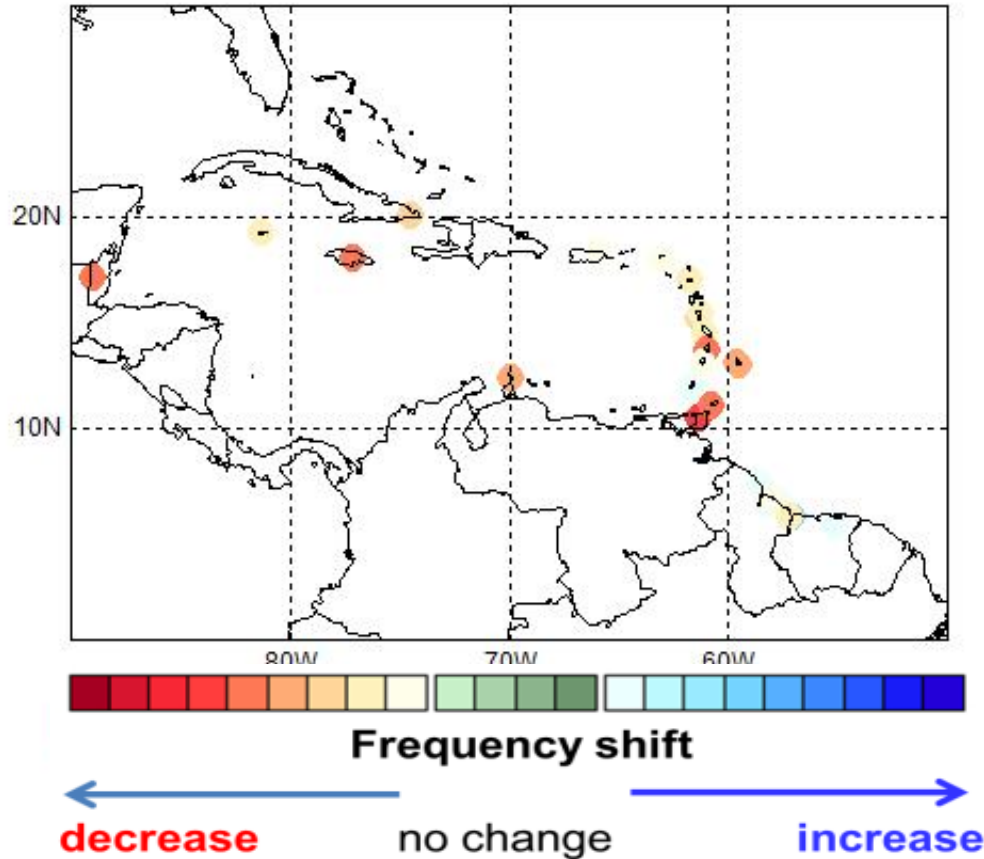
FORECAST: JJA rainfall is likely to be above- to normal in many parts of the Antilles, as well as the western half of the Guianas, but below- to normal in Belize. **Fewer wet days than normal** (*low to medium confidence*) are forecast across the region.

IMPLICATION:

- Increasing surface wetness;
- Increasing disruption of outdoor activities (however perhaps less often than usual).



JJA 2016 Wet Days Frequency shift



Wet spells frequency shifts

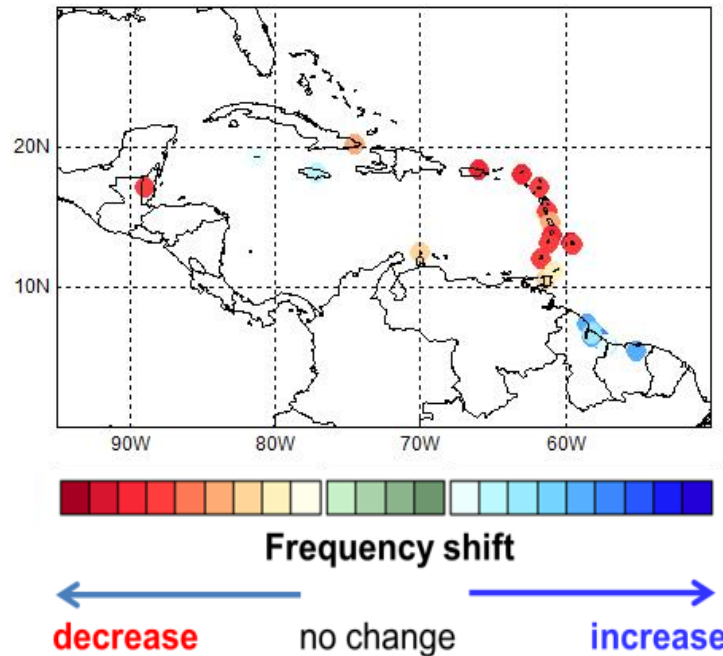
Forecast for: June to August 2016

USUALLY: Roughly 3 to 6 wet spells occur between June & August, of which 1 to 3 are very wet.

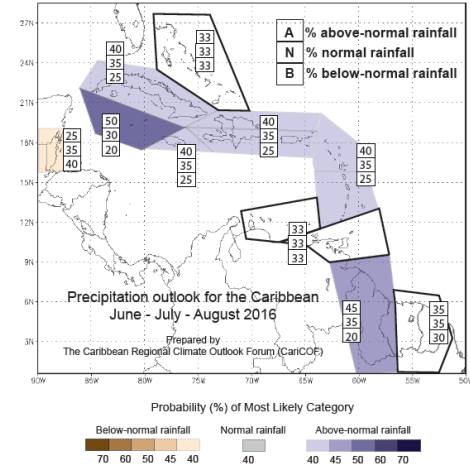
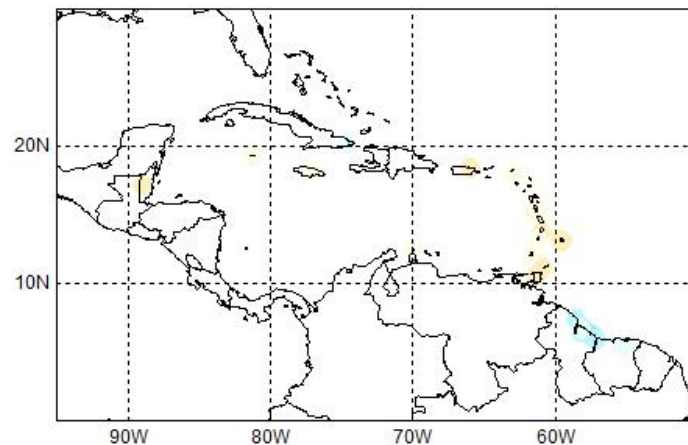
FORECAST: JJA rainfall is likely to be above- to normal in many parts of the Antilles, as well as the western half of the Guianas, but below- to normal in Belize. Fewer wet days and wet spells than normal are forecast, except for the Guianas where more wet spells are forecast (*low to medium confidence*).

IMPLICATION: Recharging of large water reservoirs after a prolonged drought.

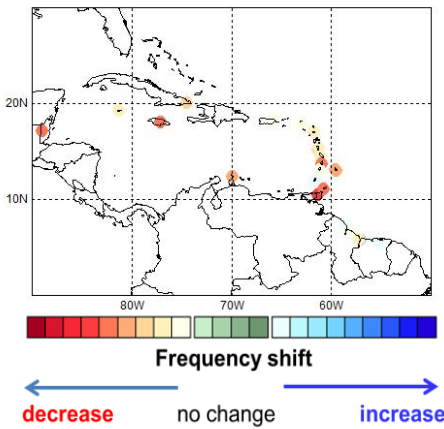
JJA 2016 frequency of 7-day wet spells



JJA 2016 frequency of 7-day very wet spells



JJA 2016 Wet Days Frequency shift



Extreme wet spells frequency shifts

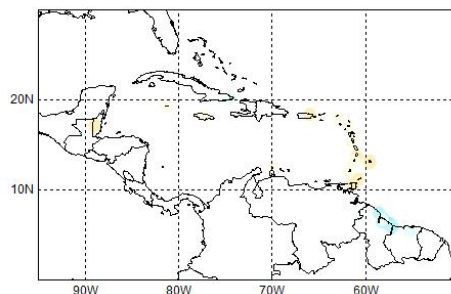
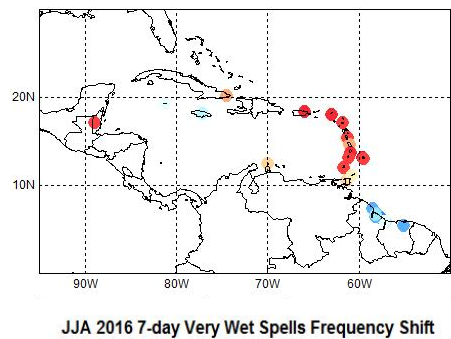
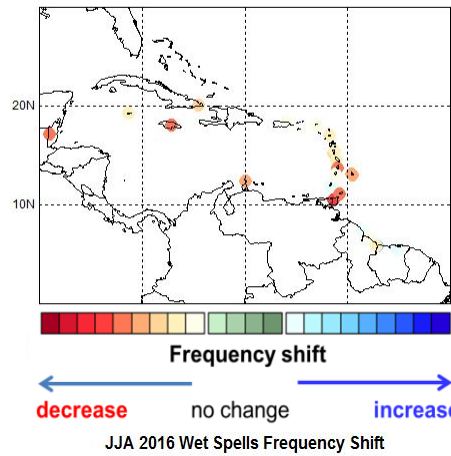
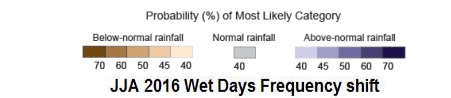
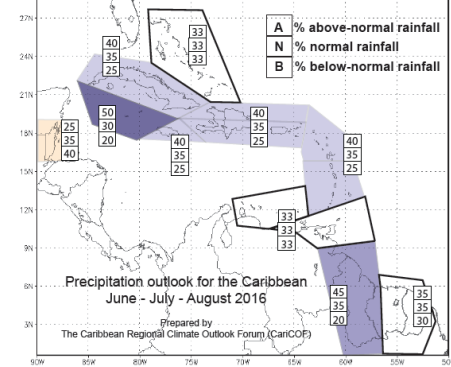
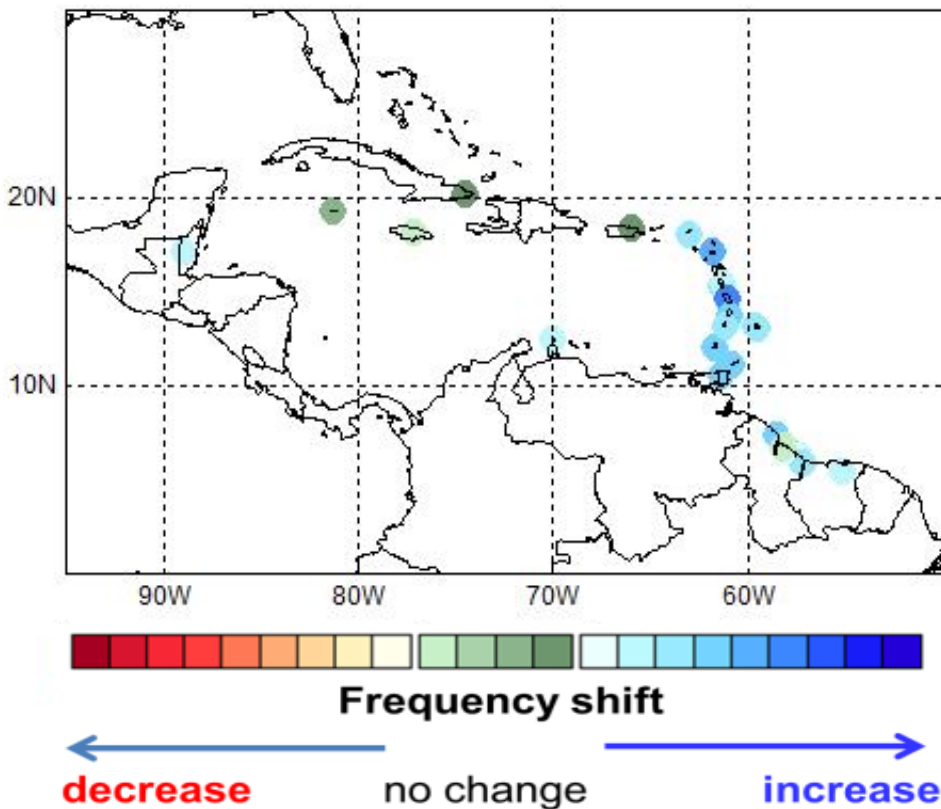
Forecast for: June to August 2016

USUALLY: Up to 1 extreme wet spell occurs between June & August.

FORECAST: JJA rainfall is likely to be above- to normal in many parts of the Antilles, as well as the western half of the Guianas, but below- to normal in Belize. Fewer wet days and wet spells than normal are forecast, except for the Guianas where more wet spells are forecast (*low to medium confidence*). There is an increased chance of extreme wet spells in the Lesser Antilles (*medium to high confidence*), whereas no frequency shifts are forecast elsewhere.

IMPLICATION: Flash flood potential developing.

JJA 2016 frequency of extreme (top 1%) 3-day wet spells



June to August 2016

	No. of wet days		No. of 7-day wet spells (20% wettest)		No. of 7-day very wet spells (10% wettest)		No. of 3-day extremely wet spells (1% wettest)	
	Climatology	Forecast	Climatology	Forecast	Climatology	Forecast	Climatology	Forecast
Antigua (VC Bird)	26-43	25-38	1.7-4.7	1.3-3.8	0.9-3.2	0.7-2.7	0-1	0-0.6
Aruba (Beatrix)	6-16	4-16	0.4-3.4	0-3.3	0-2.1	0-1.8	0-0.3	0-0
Barbados (CIMH)	34-51	31-45	2.6-6.4	1.9-4.8	0.9-3	1-3	0-1	0-0.9
Barbados (GAIA)	36-48	34-46	3-5.7	2.4-4.9	0.9-2.7	0.8-2.6	0-1	0-1.2
Belize (C. Farm)	33-49	29-45	2.6-5.7	1.7-5.2	1.3-3.4	1-3.5	0-1.4	0-1.7
Cayman	27-42	25-42	2.9-6.7	2.3-6.5	0.9-4	0.8-3.6	0-1	0-1.3
Cuba (Punta Maisi)	7-15	6-13	0.9-3.4	0.5-2.9	0-1.4	0-1.6	0-1	0-0
Dom. Republic (Las Americas)								
Dominica (Canefield)	49-67	46-64	3.9-7	3.2-6.6	1.6-4.6	1.2-4.6	0-1.3	0-1.5
Dominica (Douglas Charles)	53-70	52-67	2.2-5.6	1.5-4.7	0.9-3	0.7-3.1	0-0	0-0
Grenada (MBIA)	41-51	40-53	3.9-6.4	3.1-6.1	1.7-3.6	1.1-4	0-1	0-1.6
Guyana_73	25-36	27-40	3.3-5.7	3.3-7.3	1.3-3.4	1.1-4.3	0-1	0-0.9
Guyana (Albion)	37-52	37-55	3.4-6.7	3.6-7.4	1.7-3.7	1.5-4.2	0-1	0-1.3
Guyana (Blairmont)	44-60	45-63	3.4-6.9	4.1-10.3	1.3-4	1.6-4.6	0-1	0-1.3
Guyana (Charity)	38-57	34-64	2.2-5.2	2.3-8.9	0.7-3.1	0.9-3.5	0-0.6	0-0.6
Guyana (Enmore)	41-57	41-60	3-6	3.4-7.9	0.9-3.4	0.9-4.4	0-1	0-1.2
Guyana (Georgetown)	51-63	48-65	2.9-5.6	3.4-7.9	1.3-3	1.2-3.6	0-1	0-0.9
Guyana (New Amsterdam)	46-60	43-58	3.5-6.2	4-9	1.3-3.3	1.5-3.9	0-1	0-0.9
Guyana (Skeldon)	45-52	44-53	3.1-6.4	3.1-7.8	1.1-4	1.1-4.6	0-2	0-1.7
Guyana (Timehri)	55-68	55-69	3.3-5.9	3.6-7.7	1.3-3.6	1.2-4.1	0-1	0-1.2
Guyana_Wales	50-64	50-65	3.3-6.1	3.9-8.1	0.9-3.4	0.9-4.3	0-2	0-1.4
Jamaica (Worthy Park)	24-38	20-36	2.1-4.9	1.7-4.9	0.9-3	0.8-2.9	0-1.4	0-1.5
Martinique (FDF Desaix)	51-63	48-63	3-6	3-5.6	1.3-3.2	1.2-3	0-1	0-1.8
Puerto Rico (San Juan)	31-52	31-52	2.4-5.6	1.8-4.8	1.1-3.4	0.8-3	0-1	0-1.3
St. Lucia (Hewanorra)	40-57	38-53	2.9-5.7	2.5-5.1	0.9-2.9	0.7-3	0-1	0-0.8
St. Maarten (TNM)	27-45	25-45	1.7-4.8	1.1-3.5	0.4-2.7	0.1-2.5	0-1	0-0.6
St. Vincent (ET Joshua)	54-67	52-68	2.9-5.5	2.3-5.2	0.9-3.2	0.8-3.3	0-1.1	0-1.5
Suriname (Zanderij)	51-63	49-64	2.9-5.1	3.2-6.1	1.3-3.2	1.1-3.5	0-1	0-1.4
Tobago (ANR Robinson)	52-64	46-60	4.3-6.6	3.8-6.3	1.6-3.6	1.6-3.6	0-1.4	0-1.5
Trinidad (Piarco)	43-50	34-51	3.7-5.9	2.8-5.9	1.3-3.6	1.3-3.6	0-1	0-1.2