

Rainfall frequency and extreme forecasts

—

wet days and wet spells outlooks July to September 2016

Dr. Cedric VAN MEERBEECK¹ , Wazita Scott¹, Dr. Simon MASON²,
Ángel MUÑOZ², Dr. Teddy ALLEN², Dale Destin³

¹Caribbean Institute for Meteorology and Hydrology (CIMH), Barbados

²International Research Institute for Climate and Society (IRI), USA

³Antigua and Barbuda Meteorological Services



Wet day frequency shifts

Forecast for: July to September 2016

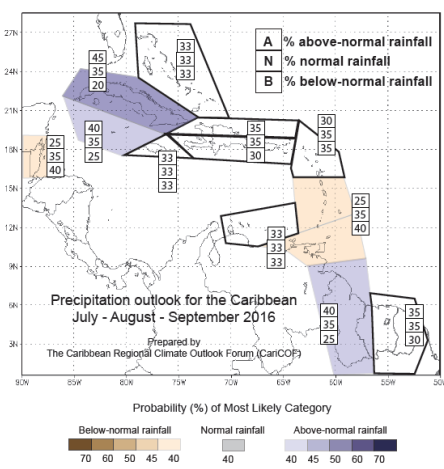
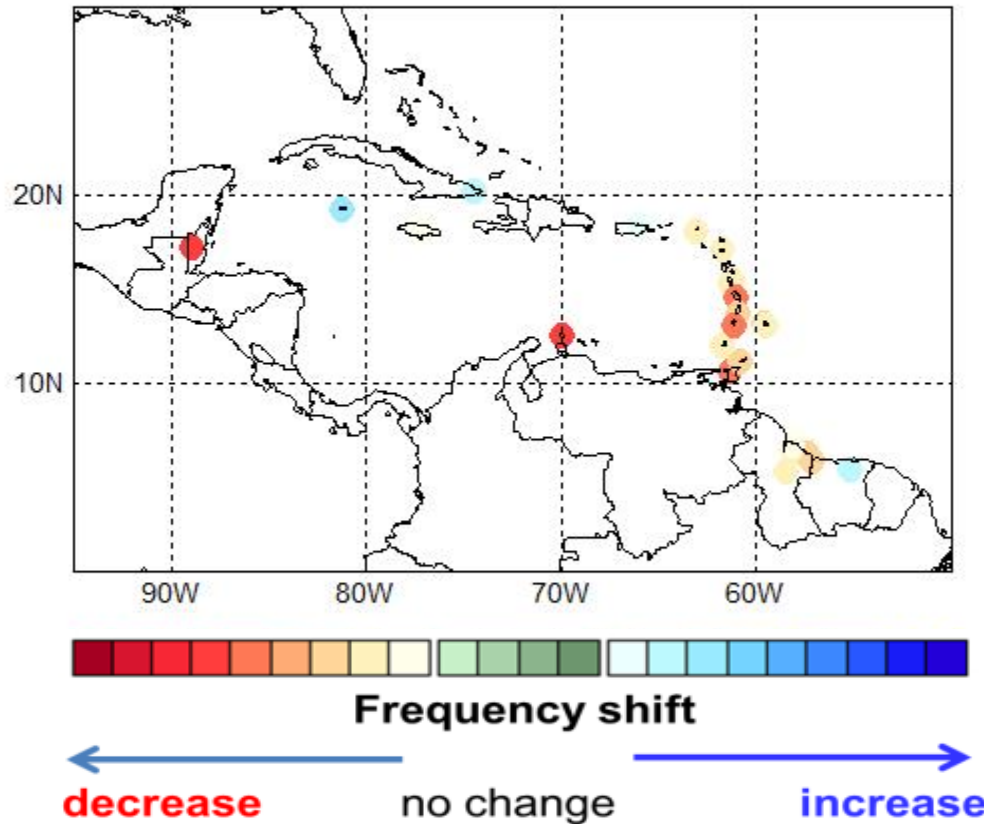
USUALLY: Across the region during July-August-September, about 35 to 50 days are wet days.

FORECAST: JAS rainfall is likely to be below- to normal in Belize, Trinidad and Tobago, and the Windward with other regions expected to be above- to normal. Fewer wet days are expected in areas with below -to normal rainfall (*low to medium confidence*).

IMPLICATION:

- Possible increase of surface wetness for the N'thern Caribbean;
- Disruptions of outdoor activities by rainfall occurring regularly.

JAS 2016 Wet Days Frequency Shifts



Wet spells frequency shifts

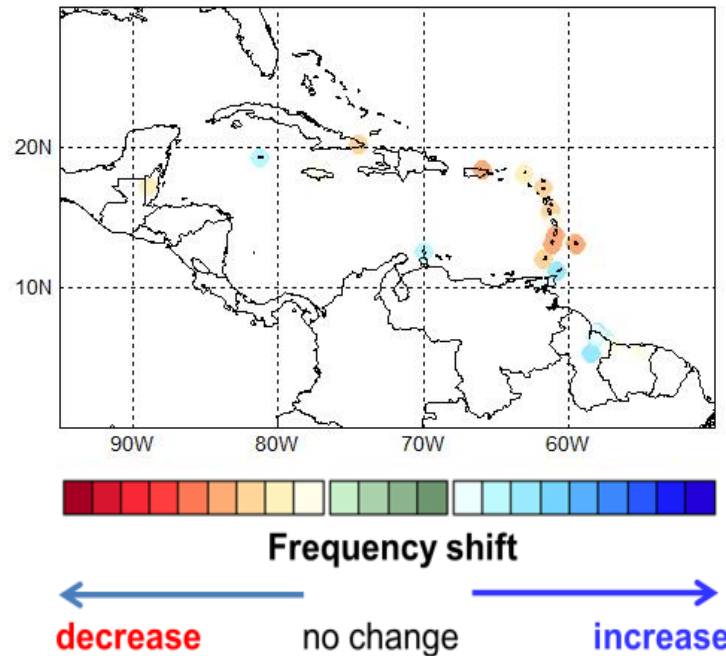
Forecast for: July to September 2016

USUALLY: Roughly 3 to 6 wet spells occur from July to September of which 1 to 3 are very wet.

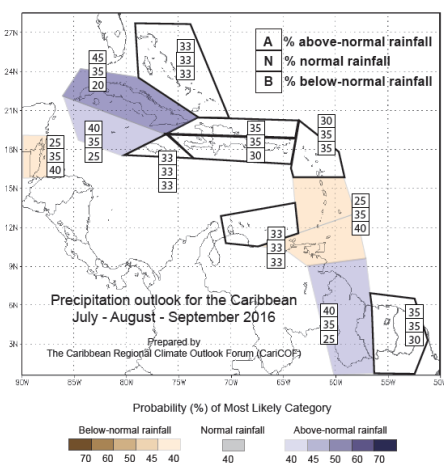
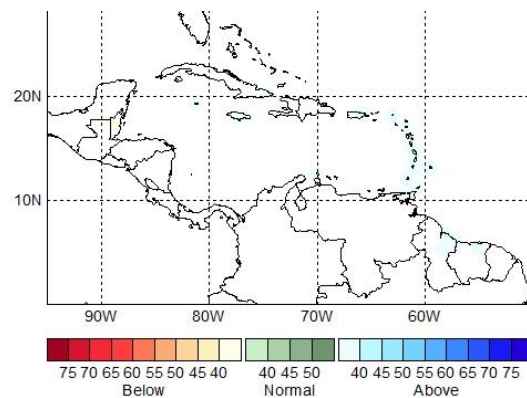
FORECAST: JAS rainfall is likely to be below- to normal in Belize, Trinidad and Tobago, and the Windward with other regions expected to be above- to normal. Fewer wet days and wet spells than normal are forecast for the region, except for ABC Is., Cayman Is., Tobago and the Guianas where more wet spells are forecast (*low to medium confidence*).

IMPLICATION:
Possibly slower recharge rates of large water reservoirs by rainfall.

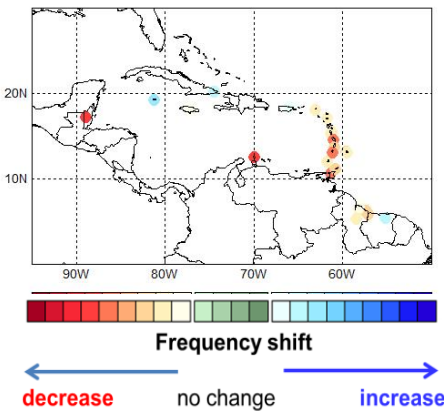
JAS 2016 frequency of 7-day wet spells



JAS 2016 frequency of 7-day very wet spells



JAS 2016 Wet Days Frequency Shifts



Extreme wet spells frequency shifts

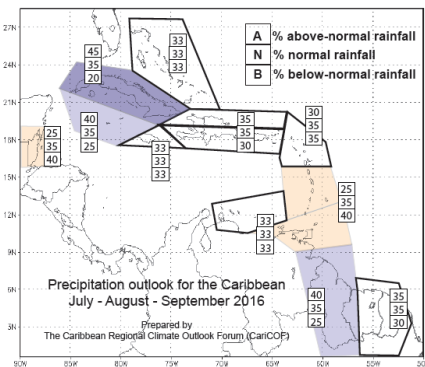
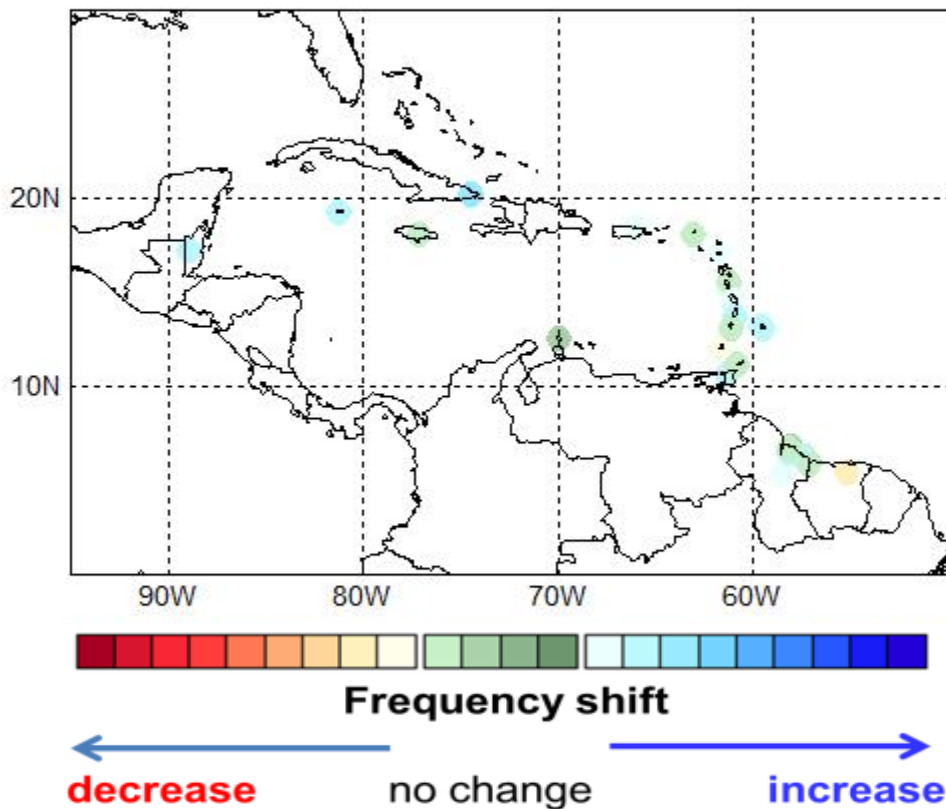
Forecast for: July to September 2016

USUALLY: Up to 1 extreme wet spell occurs between July to September.

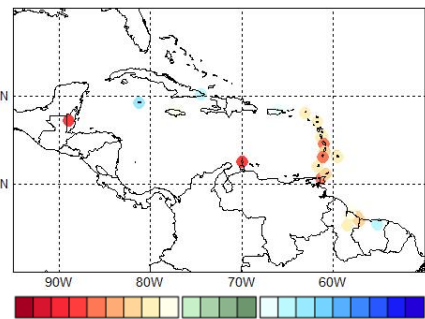
FORECAST: JAS rainfall is likely to be below- to normal in Belize, Trinidad and Tobago, and the Windward with other regions expected to be above- to normal. Fewer wet days and wet spells than normal are forecast for the region, except for ABC Is., Cayman, Tobago and the Guianas where more wet spells are forecast. There is an increased chance of normal- to above extreme wet spells in the region (*low confidence*).

IMPLICATION: Some flash flood potential developing.

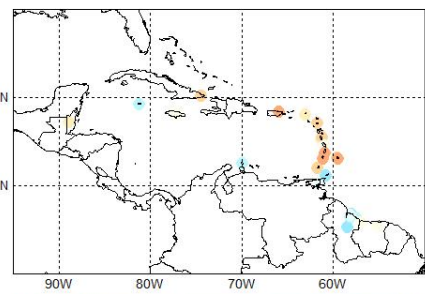
JAS 2016 frequency of extreme (top 1%) 3-day wet spells



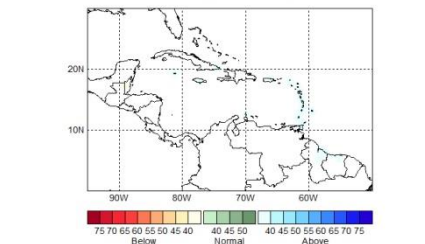
JAS 2016 Wet Days Frequency Shifts



JAS 2016 frequency of 7-day wet spells



JAS 2016 frequency of 7-day very wet spells



July to September 2016

	No. of wet days		No. of 7-day wet spells (20% wettest)		No. of 7-day very wet spells (10% wettest)		No. of 3-day extremely wet spells (1% wettest)	
	Climatology	Forecast	Climatology	Forecast	Climatology	Forecast	Climatology	Forecast
Antigua (VC Bird)	29-42	28-42	2.6-5.1	2.1-4.7	0.9-3	0.9-3.5	0-1	0-1.4
Aruba (Beatrix)	6-17	3-14	1.1-4.2	1.2-4.7	0.4-2.4	0.2-2.4	0-1	0-0
Barbados (CIMH)	37-49	34-48	3.4-6.4	3.2-6.1	1.3-3.4	1.4-3.7	0-1	0-1.3
Barbados (GAIA)	39-49	36-50	3.9-6.6	3.4-5.9	1.6-3.9	1.3-4	0-1.4	0-1.5
Belize (C. Farm)	35-49	30-45	2.7-5.6	2.9-5.6	1.2-3.4	1.2-3.7	0-1.1	0-1.5
Cayman	31-46	30-49	3.4-6.4	3.5-7.5	1.1-3.6	1.2-4	0-1	0-1.3
Cuba (Punta Maisi)	10-19	11-21	1.1-4	0.9-3.6	0.3-1.9	0.2-1.8	0-1	0-0.6
Dom. Republic (Las Americas)								
Dominica (Canefield)	51-65	48-64	3.7-7.4	3.2-7.4	1.8-5.5	1.5-5.5	0-2.5	0-2.2
Dominica (Douglas Charles)	55-70	54-69	2.9-6.9	2.2-6.1	0.9-3.4	0.9-3.9	0-1	0-1.1
Grenada (MBIA)	39-48	36-50	3.6-6.4	3-5.9	1.7-4	1.2-4.1	0-2	0-1.5
Guyana_73	17-27	14-25	1.7-4	1.3-4.2	0.4-2.6	0.5-2.6	0-0.5	0-0
Guyana (Albion)	26-42	22-39	2.1-4.9	2.1-5.2	0.9-3	0.8-2.8	0-1	0-0.7
Guyana (Blairmont)	32-46	29-45	2.1-5.1	2-5.4	0.7-2.7	0.8-2.9	0-1	0-0.9
Guyana (Enmore)	28-43	24-44	1.6-4.3	1.7-5	0.4-2.7	0.5-2.9	0-1	0-0.6
Guyana (Georgetown)	35-51	32-53	1.7-4.3	1.8-5.1	0.4-2.6	0.6-2.4	0-1	0-0.2
Guyana (Greatfall)	33-54	31-57	1.6-5.4	1.9-6.5	0.9-2.7	0.7-3	0-1.1	0-1.3
Guyana (New Amsterdam)	31-44	29-43	1.7-5.1	1.9-5.5	0.7-2.7	0.7-2.8	0-1	0-0.9
Guyana (Skeldon)	31-38	28-38	2.1-4	1.7-3.9	0.7-2.6	0.7-2.6	0-1.4	0-1.2
Guyana (Timehri)	45-58	42-57	2.1-4.7	2.3-5.1	0.9-2.6	0.8-2.6	0-1	0-0.6
Guyana_Wales	38-52	37-52	2-4.3	2.2-5.1	0.7-2.6	0.7-2.7	0-1	0-0.4
Jamaica (Worthy Park)	28-43	27-43	2.4-5.6	2.4-5.6	0.9-3.2	0.9-3.5	0-2	0-1.5
Martinique (FDF Desaix)	52-64	48-61	3.9-7.3	3.5-6.7	1.7-3.9	1.3-4.2	0-1.4	0-1.6
Puerto Rico (San Juan)	36-51	37-54	2.7-5.6	2.2-5.2	0.9-3.6	0.9-3.6	0-1	0-1.4
St. Lucia (Hewanorra)	44-59	40-56	3.4-5.7	2.8-5.6	1.7-3.4	1.2-4	0-1	0-1.6
St. Maarten (TNM)	32-49	29-49	2.1-5.7	2-5	0.9-3.2	0.7-3	0-1	0-1
St. Vincent (ET Joshua)	55-65	50-63	3.4-5.6	3-5.1	1.3-3.4	1.3-3.5	0-1.2	0-1.4
Suriname (Zanderij)	35-51	35-53	1.7-3.4	1.7-3.7	0.7-1.7	0.6-1.9	0-1	0-1.1
Tobago (ANR Robinson)	47-59	44-56	3.7-6.6	3.6-6.7	1.3-3.6	1.3-3.8	0-1	0-1.4
Trinidad (Piarco)	35-53	32-53	3.3-5.6	3.4-6.4	1.7-3.4	1.4-3.3	0-1	0-1.1