

Rainfall frequency and extreme forecasts

—

wet days and wet spells outlooks

December 2015 to February 2016

Dr. Cedric VAN MEERBEECK¹, Wazita Scott¹, Dr. Simon MASON²,
Ángel MUÑOZ², Dr. Teddy ALLEN², Dale Destin³

¹Caribbean Institute for Meteorology and Hydrology (CIMH), Barbados

²International Research Institute for Climate and Society (IRI), USA

³Antigua and Barbuda Meteorological Services



Wet day frequency shifts

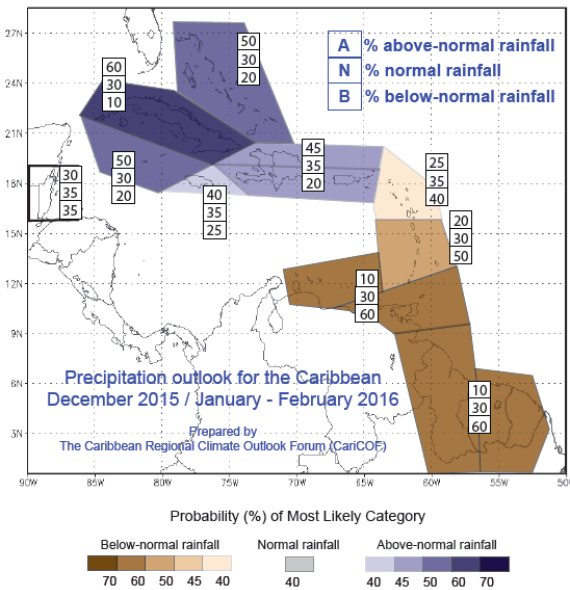
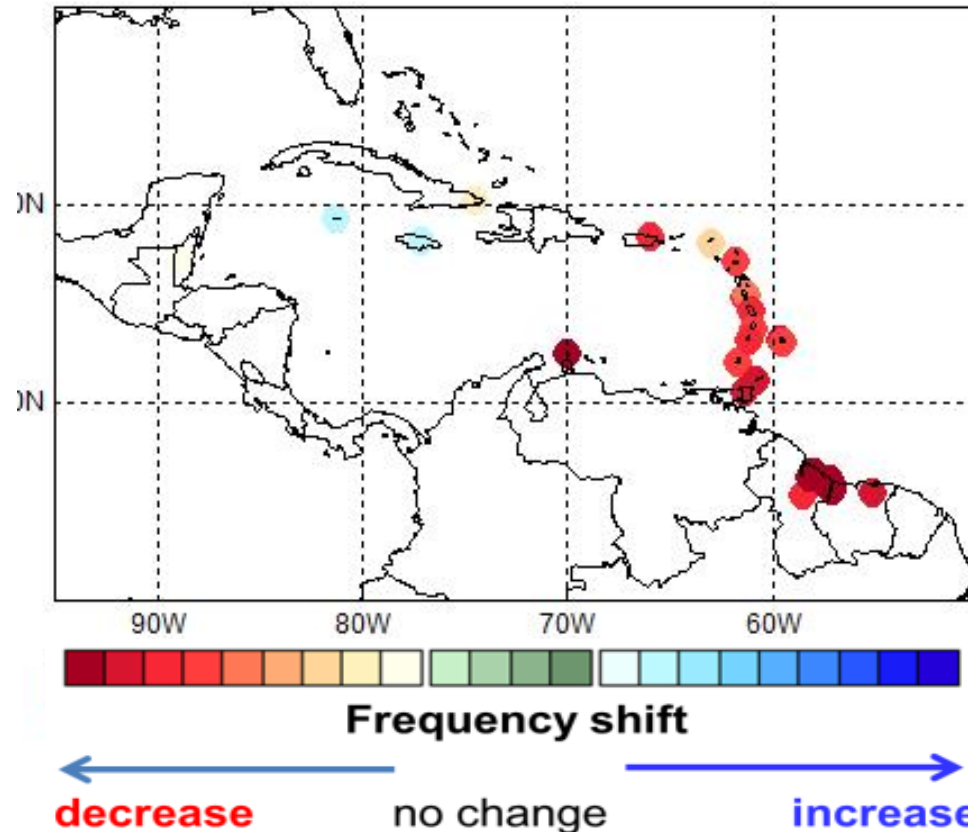
Forecast for: Dec-Feb 2015-6

USUALLY: Number of wet days decreases from December to February, except the Guianas which enter their wet season.

FORECAST: December to February rainfall expected to be below- to normal in eastern and southern Caribbean with fewer wet days (*high confidence*), but above- to normal in Bahamas, Belize, Cuba.

IMPLICATION: Fewer disruptions of outdoor activities; increasing surface dryness, reduced recharge of water reservoirs.

DJF 2015-6 Wet Days Frequency Shift



Extreme wet spells frequency shifts

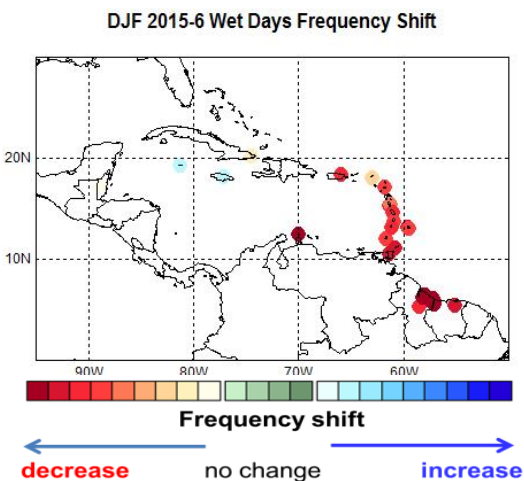
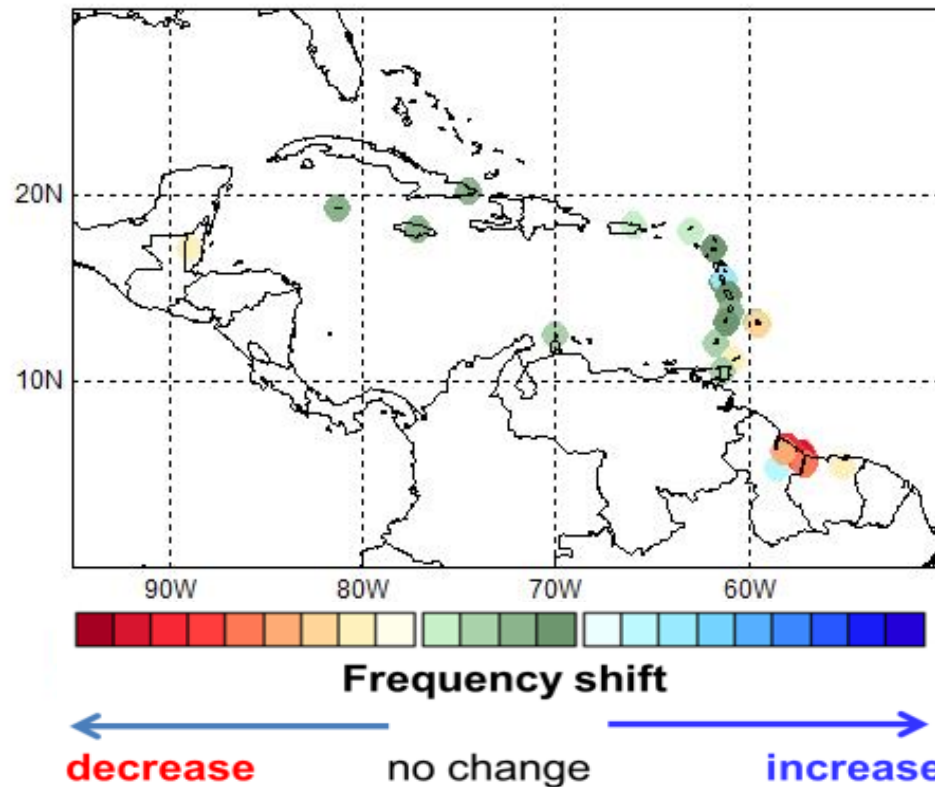
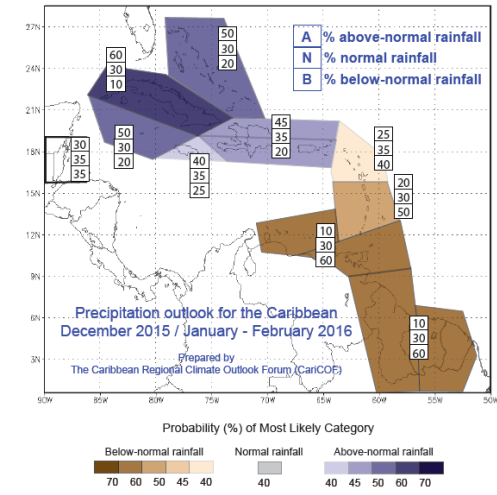
Forecast for: Dec-Feb 2015-6

DJF 2015 frequency of *extreme* (top 1%) 3-day wet spells

USUALLY: Few wet spells occur after December, except in the Guianas.

FORECAST: December to February rainfall expected to be below- to normal in eastern and southern Caribbean **with fewer wet days (high confidence), wet spells (medium confidence) and extreme wet spells (medium confidence)**, but above- to normal in Bahamas, Belize, Cuba.

IMPLICATION:
Limited flash flood potential.



December to February 2015-6 Forecast

	Number of wet days in NDJ 2015-6		Number of 7-day wet spells in NDJ 2015-6 (20% wettest)		Number of 7-day very wet spells in NDJ 2015-6 (10% wettest)		Number of 3-day extremely wet spells in NDJ 2015-6 (1% wettest)	
	Climatology	Forecast	Climatology	Forecast	Climatology	Forecast	Climatology	Forecast
Antigua (VC Bird)	28-44	25-41	2-4.9	2-5.2	0-3	0-3.1	0-1	0-1.1
Aruba (Beatrix)	18-46	12-31	2-10.9	0.8-4.2	0-6.3	0-3.4	0-2.3	0-1.9
Barbados (CIMH)	30-47	26-42	1-5.9	0.7-4	0-3	0-2.9	0-1	0-1.1
Barbados (GAIA)	31-45	27-42	2-5.9	1.4-4.9	0-4	0-3	0-1.3	0-1.1
Belize (C. Farm)	30-46	24-46	1.7-6.5	3-8.9	0.6-4	0-3.6	0-1	0-1
Cayman	18-26	14-29	0-3.3	0-3.4	0-3	0-2	0-1.3	0-1.3
Cuba (Punta Maisi)	17-29	14-27	3-5.6	2.1-5.9	1-4	1.3-4.7	0-1	0-1.3
Dominica (Canefield)								
Dominica (Douglas Charles)	40-54	37-51	2-6.4	1.2-5.5	0-3	0-3.1	0-1	0-0.1
Dom. Republic (Las Americas)								
Grenada (MBIA)	29-43	24-40	2-6.3	0-5.3	0.6-3.7	0-2.5	0-1.5	0-1.8
Guyana (Albion)	26-49	19-35	1-5.3	0-2.2	0-4	0-1.7	0-1	0-0.8
Guyana (Blairmont)	30-55	23-40	0.6-5.9	0-2.8	0-3.3	0-1.2	0-2	0-1
Guyana (Georgetown)	36-60	30-46	1-6.9	0-3	1-5.3	0-2.3	0-3	0-1.6
Guyana (New Amsterdam)	30-51	24-40	1.6-6.1	0-3	0-4.9	0-1.6	0-2	0-1.5
Guyana (Timehri)	40-64	35-50	1-6.9	0-2.9	0-4	0-1.9	0-1	0-1.2
Jamaica (Worthy Park)	21-28	16-29	4.9-8.9	5-11.7	1.6-5.9	1.9-6.6	0-1	0-0
Martinique (FDF Desaix)	48-62	44-60	1-3	0.7-3.6	0-2	0-1.8	0-1	0-1.3
Puerto Rico (San Juan)	36-51	32-47					0-1	0-1.3
St. Lucia (Hewanorra)	38-52	32-48					0-1	0-1.3
St. Maarten (TNM)	34-52	30-48					0-1	0-2
St. Vincent (ET Joshua)	50-66	44-59					0-1.3	0-1.4
Suriname (Zanderij)	38-52	36-53						
Tobago (ANR Robinson)	36-51	33-46					0-1	0-1.3
Trinidad (Piarco)	35-46	31-44					0-1.3	0-1.3

brown is a decrease in frequency, **dark blue** an increase