

Dry Spells Outlook for April to June 2018 *(experimental)*

Coordination: Caribbean Institute for Meteorology & Hydrology

Dr. Cédric J. Van Meerbeeck - Climatologist

Wazita B. Scott – Asst. Climatologist

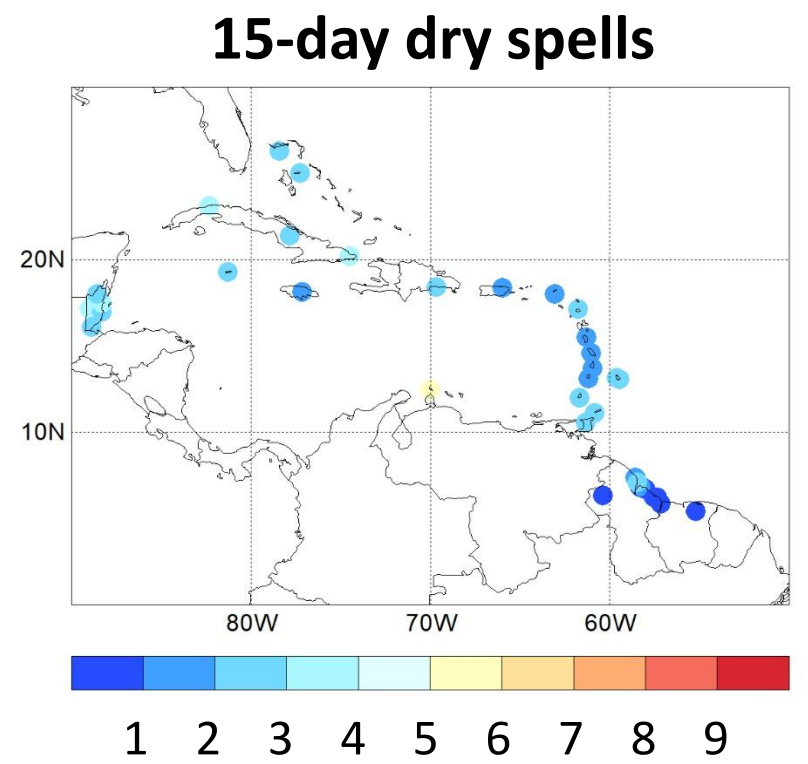
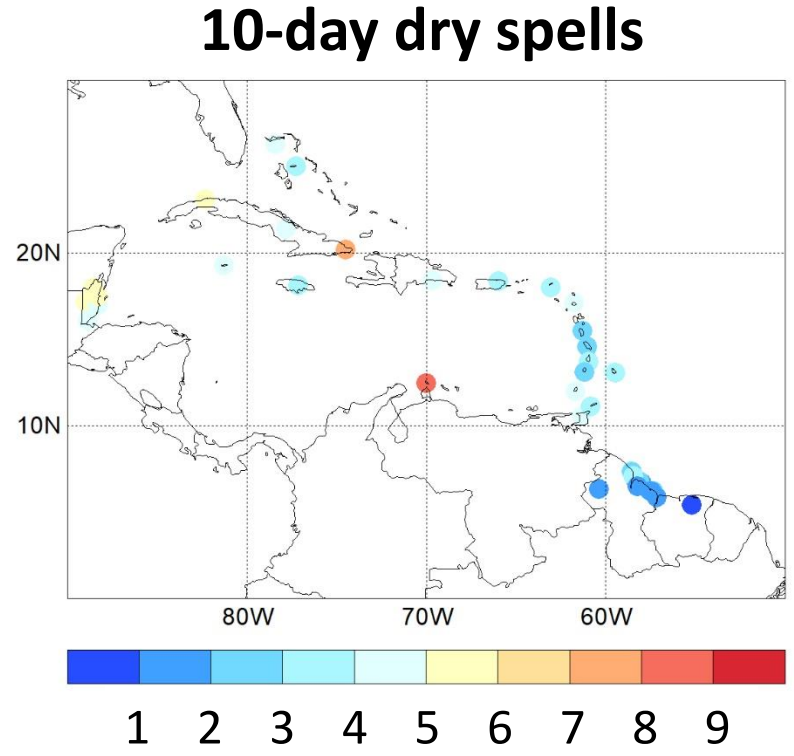
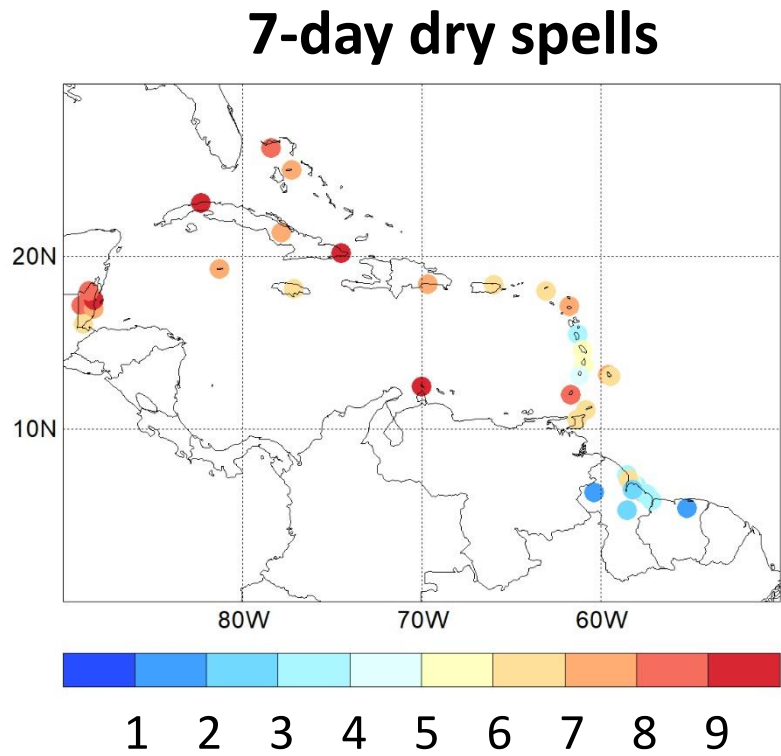
caricof@cimh.edu.bb

Participating territories

Antigua & Barbuda, Aruba, Bahamas, Barbados, Belize, Cayman Islands, Cuba, Curaçao, Dominica, Dominican Republic, French Guiana, Grenada, Guadeloupe, Guyana, Haïti, Jamaica, Martinique, Puerto Rico, St. Barth's, St. Kitts & Nevis, St. Lucia, St. Maarten/St. Martin, St. Vincent & the Grenadines, Suriname, Trinidad & Tobago and the US Virgin Islands



How many 7-day, 10-day or 15-day dry spells do we historically get **on average** from April to June?



April – June 2018

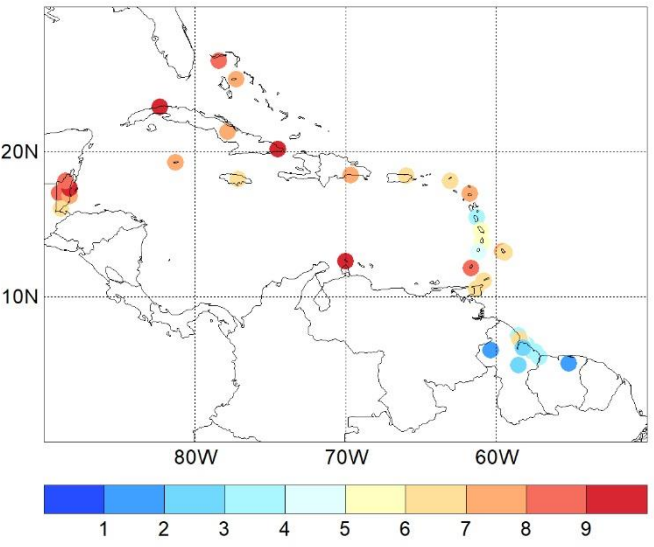
	No. of 7-dy dry spells		No. of 10-dy dry spells		No. of 15-dy dry spells	
	Historically	Forecast	Historically	Forecast	Historically	Forecast
Antigua (GreenCas)	3-6	3-7	1-4	1-4	0-2	0-2
Aruba (Beatrix)	9-12	9-12	5-8	5-8	2-5	2-5
Bahamas (Freeport)	4-8	4-8	1-4	1-4	1-2	0-2
Bahamas (NewProvi)	4-7	3-7	2-3	1-4	0-2	0-2
Barbados (CIMH)	3-7	3-8	1-4	1-4	0-2	0-2
Barbados (GAIA)	3-6	3-7	0-3	1-3	0-1	0-1
Belize_Belmopan	5-7	4-8	3-5	2-5	1-2	1-2
Belize (C. Farm)	5-8	5-8	2-5	2-5	1-3	1-3
Belize_Melinda	4-7	4-7	2-4	2-4	0-2	0-2
Belize_PG-Airpor	4-8	4-8	2-5	2-5	0-2	0-2
Belize_PGorda	2-6	2-6	1-4	1-4	0-2	0-2
Belize_Towerhill	5-8	5-8	2-5	2-5	1-2	1-3
Cayman	4-7	4-8	2-4	2-4	0-2	0-2
Cuba_Camaguey	3-7	3-7	1-4	1-4	0-2	0-2
Cuba_Casablanca	5-9	5-9	3-5	2-6	1-3	1-3
Cuba (Punta Maisi)	6-10	6-11	3-7	3-7	1-3	1-4
Dominica (Douglas Charles)	0-3	0-4	0-2	0-2	0-0	0-0
Dom. Republic (Las Americas)	3-7	3-7	2-4	1-4	0-2	0-2
Grenada (MBIA)	3-7	3-8	1-4	2-4	0-2	0-2
Guyana_Aishalton	1-5	1-5	0-2	0-2	0-0	0-0
Guyana (Albion)	1-4	1-3	0-1	0-1	0-0	0-0
Guyana_Apaikwa	0-1	0-2	0-0	0-0	0-0	0-0
Guyana_Bmont7	0-4	0-5	0-2	0-2	0-1	0-1
Guyana_BmontFron	0-3	0-3	0-1	0-1	0-0	0-0
Guyana (Charity)	0-4	0-4	0-2	0-2	0-1	0-0
Guyana_DeKindren	0-3	0-3	0-1	0-1	0-0	0-0

February - April 2018

	No. of 7-dy dry spells		No. of 10-dy dry spells		No. of 15-dy dry spells	
	Historically	Forecast	Historically	Forecast	Historically	Forecast
Guyana (Enmore)	1-3	1-3	0-1	0-1	0-0	0-0
Guyana (Greatfall)	0-2	0-3	0-1	0-1		
Guyana (Georgetown)	0-3	0-3	0-1	0-2	0-0	0-0
Guyana_Kamarang	0-2	0-2	0-1	0-1	0-0	0-0
Guyana_LaBagat	1-4	1-4	0-2	0-2	0-1	0-1
Guyana_LeonFront	0-4	0-4	0-2	0-2	0-0	0-0
Guyana_McNabbB	0-3	1-4	0-2	0-1	0-0	0-0
Guyana (New Amsterdam)	0-3	1-3	0-2	0-2	0-1	0-1
Guyana_Onderneem	1-3	1-3	0-1	0-1	0-0	0-0
Guyana_Port-Kai	1-6	1-6	0-3	0-3	0-2	0-2
Guyana_RoseHall	0-3	0-3	0-1	0-1	0-0	0-0
Guyana (Skeldon)	0-3	0-3	0-1	0-1	0-0	0-0
Guyana (Timehri)	0-2	0-3	0-1	0-1		
Jamaica_Sangster	5-8	5-9	2-4	2-5	1-2	1-3
Jamaica_Worthy-P	3-6	2-7	1-3	1-3	0-1	0-1
Martinique (FDF Desaix)	1-4	1-5	0-2	0-2	0-1	0-1
Puerto Rico (San Juan)	2-5	2-6	0-3	0-3	0-1	0-1
St. Lucia (Hewanorra)	2-5	2-7	0-3	0-3	0-1	0-1
St. Vincent (ET Joshua)	0-4	1-4	0-2	0-2	0-1	0-1
St. Maarten (TNCM)	3-6	3-7	1-3	1-3	0-1	0-1
Suriname (Zanderij)	0-1	0-1	0-0	0-0	0-0	0-0
Trinidad (Piarco)	2-6	2-6	1-3	1-4	0-1	0-2
Tobago (ANR Robinson)	3-6	3-7	1-3	1-3	0-1	0-1

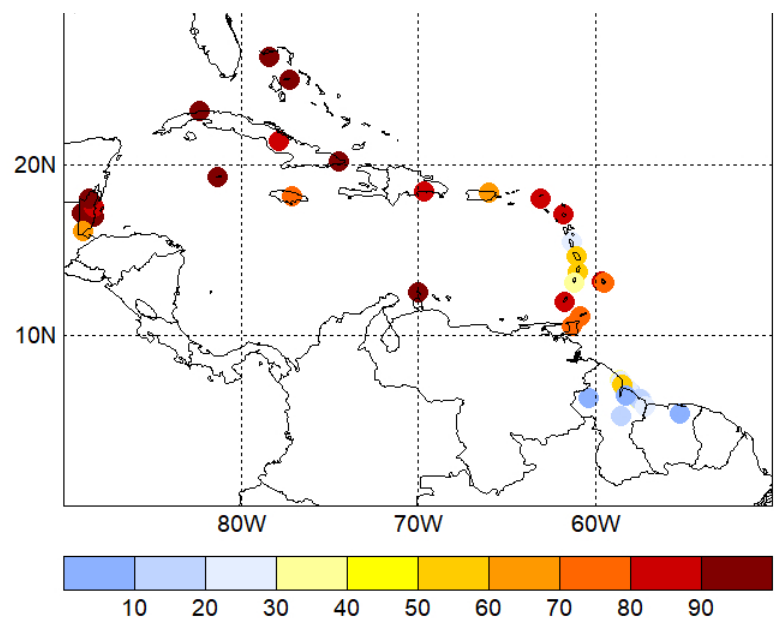
7-day dry spells from April to June 2018

Historical avg. number of 7-day dry spells

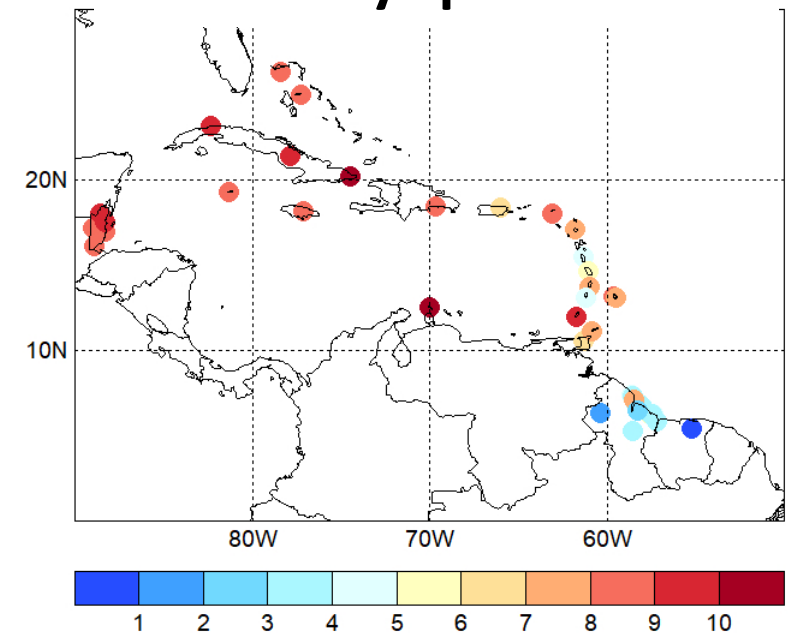


What is the FORECAST for April to June 2018?

Probability of at least THREE 7-day dry spells



MAX number of 7-day dry spells

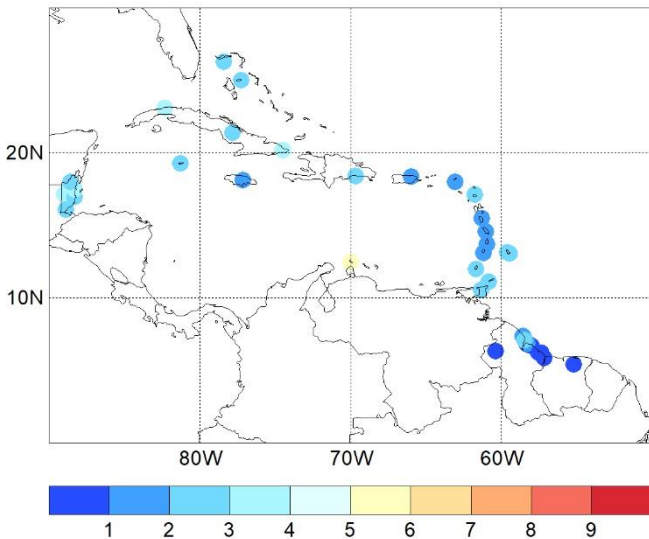


15-day dry spells from April to June 2018

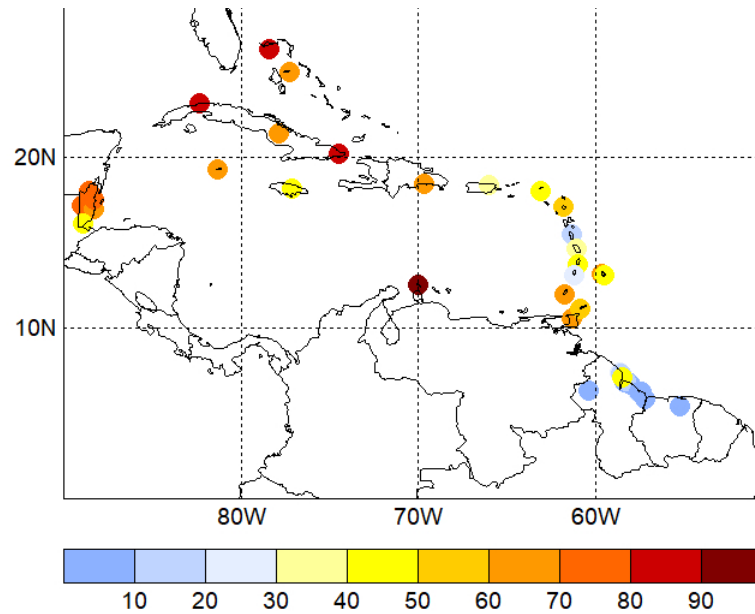
What is the FORECAST for April to June 2018?

Historical avg. number of 15-day dry spells

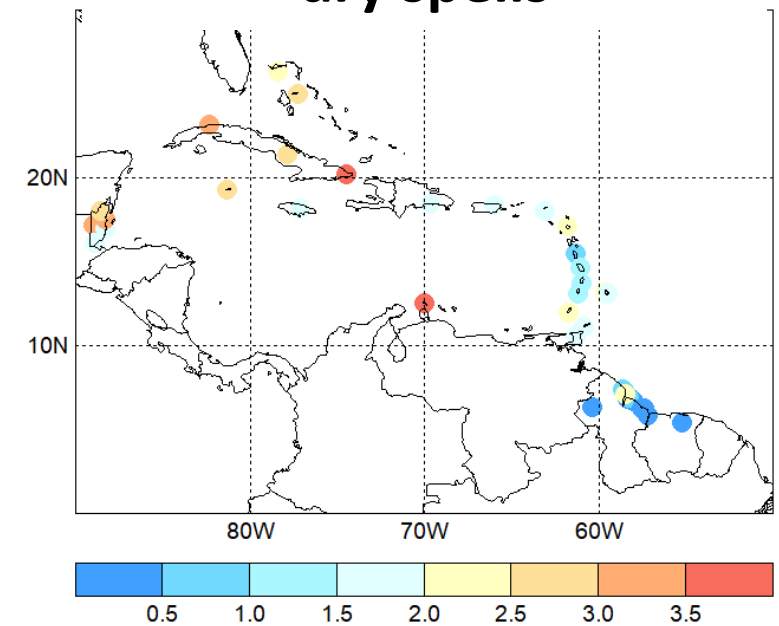
Upper thresholds



Probability of at least ONE 15-day dry spell



MAX number of 15-day dry spells



Thank you

**All climate data, information, tools and products are available at
rcc.cimh.edu.bb**

