

Rainfall frequency and extreme forecasts

—

wet days and wet spells outlooks

August to October 2017

Dr. Cedric VAN MEERBEECK¹ , Wazita Scott¹, Dr. Simon MASON²,
Ángel MUÑOZ², Dr. Teddy ALLEN², Dale Destin³

¹Caribbean Institute for Meteorology and Hydrology (CIMH), Barbados

²International Research Institute for Climate and Society (IRI), USA

³Antigua and Barbuda Meteorological Services



Wet day frequency shifts

Forecast for: August to October 2017

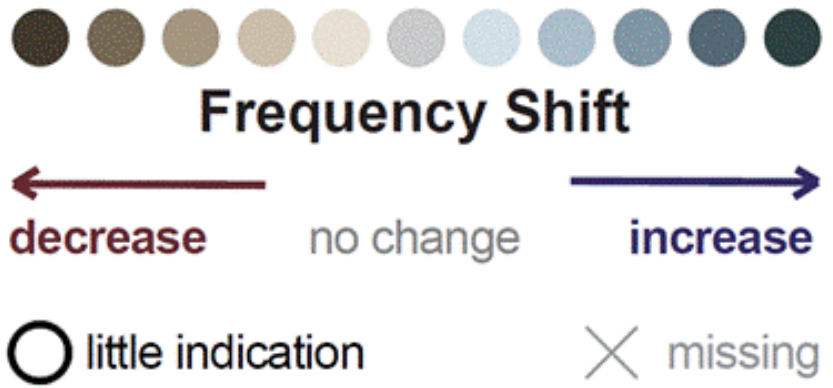
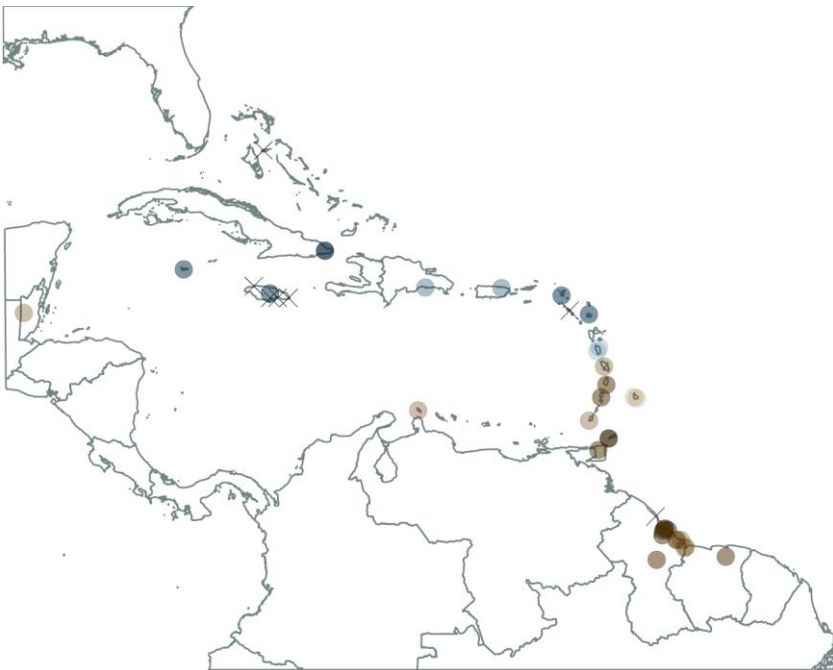
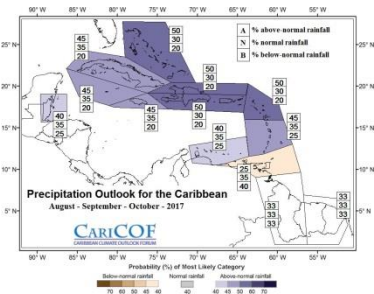
ASO 2017
Frequency of wet days

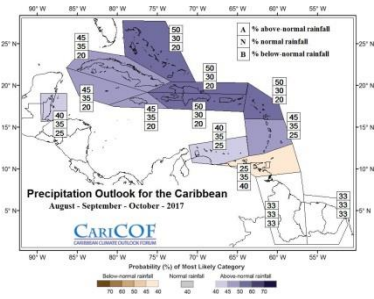
USUALLY: Out of 92 days in Aug-Sep-Oct, there are about 35 to 50 wet days (coastal Guianas: 15-30; ABC Islands: 10-20).

FORECAST: ASO rainfall is likely to be above-normal in the ABC Islands, the Guianas, Trinidad & Tobago, Cayman, Hispaniola, Leeward Islands and US C’bean Terr., but below-normal in the Bahamas. We forecast slightly more wet days in the islands north of Martinique, but fewer wet days in Belize, and most places south of Martinique (*medium to high confidence*).

IMPLICATION:

- Frequent rainfall disruptions of outdoor activities, especially in Sept.-Oct.
- Surface wetness makes environmental conditions more conducive to mosquito breeding and moisture related pests.





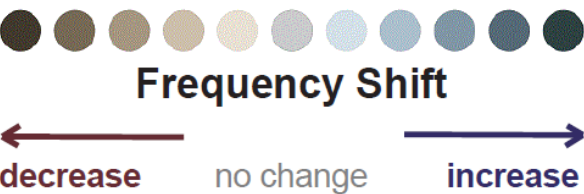
Wet days outlook



Wet spells frequency shifts

Forecast for: August to October 2017

ASO 2017 frequency of 7-day wet spells



ASO 2017 frequency of 7-day very wet spells



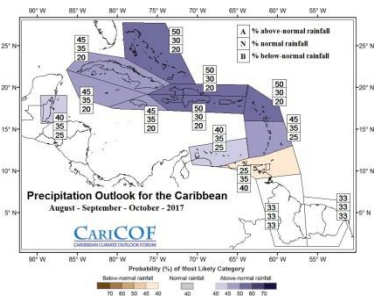
USUALLY: Between 3 and 6 wet spells (coastal Guianas: 1-3) occur from August to October, with 1 to 4 of them ending up very wet (coastal Guianas: up to 2).

FORECAST: ASO rainfall is likely to be above-normal in the Antilles (except Trinidad & Tobago), The Bahamas and Belize, but below-normal in Trinidad & Tobago. We forecast slightly more wet days in the islands north of Martinique, but fewer wet days in Belize, and most places south of Martinique (*medium to high confidence*). **By contrast, we forecast the usual number of wet and very wet spells (*low confid.*).**

IMPLICATION:

- Recharge of large water reservoirs associated with wet season.

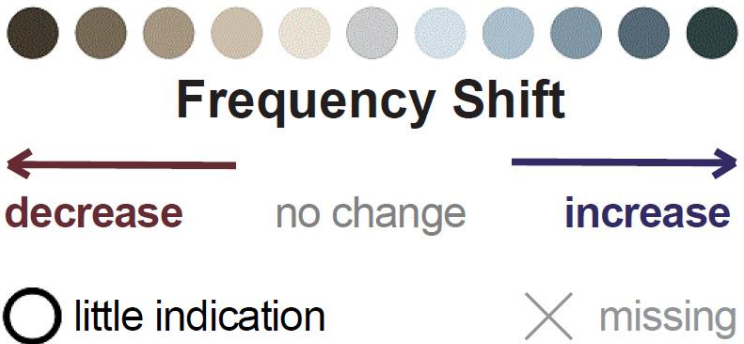
Precipitation outlook



Extreme wet spells frequency shifts

Forecast for: August to October 2017

ASO 2017 frequency of extreme (top 1%) 3-day wet spells



Wet days outlook



Wet spells outlook



Very wet spells outlook



USUALLY: Up to 2 extreme wet spells occur from August to October, except in the Guianas where it is the dry season.

FORECAST: ASO rainfall is likely to be above- to normal in the Antilles (except Trinidad & Tobago), The Bahamas and Belize, but below-normal in Trinidad & Tobago. We forecast slightly more wet days in the islands north of Martinique, but fewer wet days in Belize, and most places south of Martinique (*medium to high confidence*). By contrast, we forecast the usual number of wet, very wet and **extremely wet spells** (*low confid.*).

IMPLICATION: Flash flood potential is a concern throughout the region.

August to October 2017

	No. of wet days		No. of 7-day wet spells (20% wettest)		No. of 7-day very wet spells (10% wettest)		No. of 3-day extremely wet spells (1% wettest)	
	Climatology	Forecast	Climatology	Forecast	Climatology	Forecast	Climatology	Forecast
Antigua (VC Bird)	31-45	34-47	3-6	3-6.2	0.9-3.9	1.3-4.2	0-1	0-1.7
Aruba (Beatrix)	9-21	6-21	1.7-5.1	1.6-5.3	0.4-3.4	0.9-3.7	0-2	0-1.4
Barbados (CIMH)	37-50	34-50	4.3-6.9	4-7.1	2.1-4.3	2-4.4	0-2	0.2-2
Barbados (GAIA)	40-49	37-50	4.3-6.9	4.4-6.7	1.7-3.9	2-4.3	0-2	0-1.9
Belize (C. Farm)	34-50	29-49	3-6.4	3-6.1	1.3-3.9	1.2-3.8	0-2	0-2.2
Cayman	35-46	36-52	4.3-6.9	4.4-7	1.7-4.3	1.6-4.9	0-2	0-2
Cuba (Punta Maisi)	12-27	16-37	2.6-5.1	2.4-5.7	0.9-3.4	1.2-3.5	0-2	0-1.7
Dom. Republic (Las Americas)	27-37	27-42	3.9-6	3.7-6.2	1.8-3.6	1.6-4.5	0-2	0.1-1.5
Dominica (Canefield)	45-61	45-61	3.5-6.3	2.9-7	1.7-4.5	1.6-4.8	0-2.5	0-2.2
Dominica (Douglas Charles)	57-70	57-74	3.4-6.9	3.3-6.8	1.7-3.7	1.6-4.1	0-1	0-1.4
Grenada (MBIA)	37-47	34-48	3.9-6.2	3.1-6.4	1.3-3.9	1.3-4.2	0-1.4	0-1.4
Guyana_73	11-21	7-20	0.9-3	0.6-2.9	0-2.1	0.2-1.9	0-1	0-0
Guyana (Albion)	14-28	11-28	0.9-3.5	1-3.4	0.4-1.7	0.5-1.8	0-1	0-0.7
Guyana (Blairmont)	19-32	15-29	0.9-3	0.8-2.7	0-1.3	0.2-1.4	0-0	0-0
Guyana (Enmore)								
Guyana (Georgetown)	16-31	13-28	0.9-3	0.9-2.9	0.4-1.3	0.3-1.4	0-0	0-0.3
Guyana (New Amsterdam)	22-38	16-32	0.4-2.6	0.6-2.6	0-1.3	0.1-1.3	0-0	0-0
Guyana (Skeldon)	25-40	20-38	0.9-3	1.1-3.4	0.4-1.8	0.3-2.1	0-0.1	
Guyana (Timehri)	20-28	17-30	0.4-3	0.7-2.9	0-1.3	0-1.4	0-0.1	0-0.1
Jamaica (Worthy Park)	21-31	17-30	0.9-3	0.9-2.8	0.4-1.7	0.5-1.7	0-1	0-0.4
Martinique (FDF Desaix)	34-44	29-42	1.7-3.4	1.5-3.5	0.4-1.7	0.5-1.9	0-0	0-0
Puerto Rico (San Juan)	27-38	24-36	1.7-3	1.4-3.6	0.1-1.7	0.2-1.9	0-0.2	
St. Lucia (Hewanorra)	30-47	33-53	3.4-6.4	3.3-6.6	1.3-3.9	1.5-4.3	0-2	0-2.1
St. Maarten (TNM)	50-63	47-62	3.9-7.3	3.7-6.9	1.7-4.3	1.9-4.5	0-2	0-2.2
St. Vincent (ET Joshua)	39-51	39-52	3.4-5.6	2.6-5.8	0.9-3	1.3-3.5	0-1	0-1.5
Suriname (Zanderij)	44-58	40-54	3.9-6.4	3.3-6.8	2.1-3.9	1.6-5	0-2	0-1.7
Tobago (ANR Robinson)	34-49	37-56	2.6-5.6	2.9-6.6	0.9-3.4	1.1-3.8	0-1	0-1.2
Trinidad (Piarco)	53-63	49-62	3.4-6.9	3.2-6.8	1.7-3.4	1.7-4.1	0-2	0-2.2

dark blue an increase, **grey** none are expected
brown is a decrease in frequency,