

Rainfall frequency and extreme forecasts

—

wet days and wet spells outlooks

June to August 2017

Dr. Cedric VAN MEERBEECK¹ , Wazita Scott¹, Dr. Simon MASON²,
Ángel MUÑOZ², Dr. Teddy ALLEN², Dale Destin³

¹Caribbean Institute for Meteorology and Hydrology (CIMH), Barbados

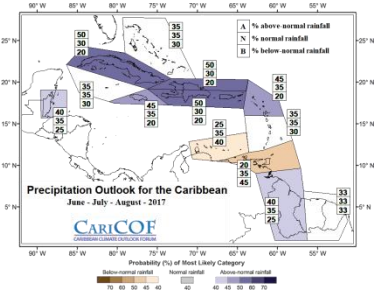
²International Research Institute for Climate and Society (IRI), USA

³Antigua and Barbuda Meteorological Services

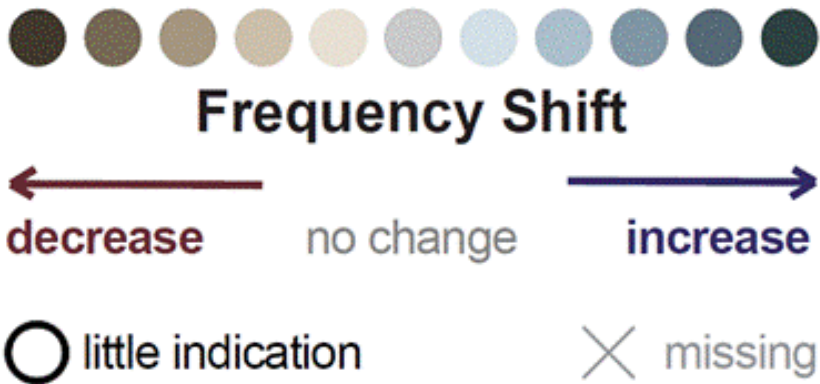
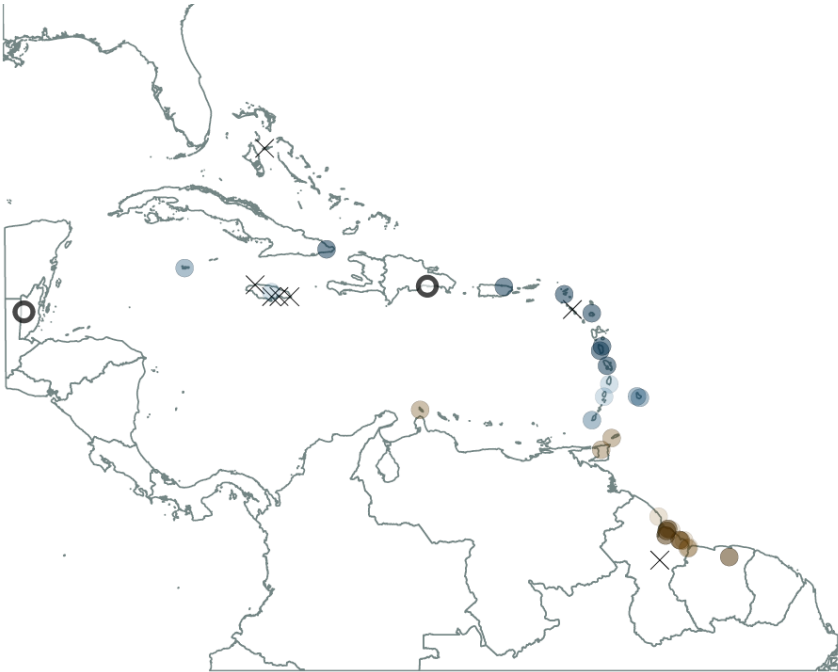


Wet day frequency shifts

Forecast for: June to August 2017



JJA 2017
Frequency of wet days



USUALLY: Out of 92 days in Jun-Jul-Aug, there are about 30 to 45 wet days in relatively flat areas of Belize and the islands, but 50 to 65 in mountainous areas and in coastal Guianas (ABC Islands: 5-15).

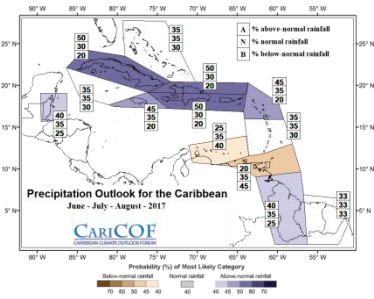
FORECAST: JJA is likely to be wetter than usual or usual in most places, except ABC Islands, Trinidad & Tobago, which may be drier than usual. We forecast slightly less wet days in the latter locations and coastal Guianas, but slightly more in most other places (*medium to high confidence*).

IMPLICATION:

- Frequent rainfall disruptions of outdoor activities.
- Surface wetness makes environmental conditions more conducive to mosquito breeding and moisture related pests.

Wet spells frequency shifts

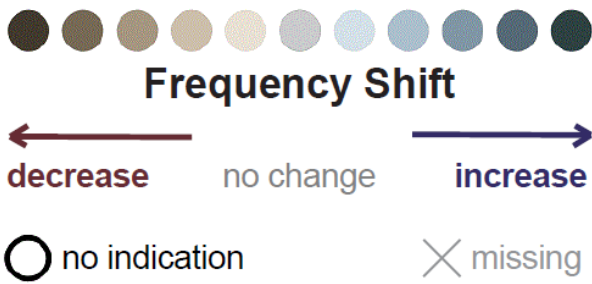
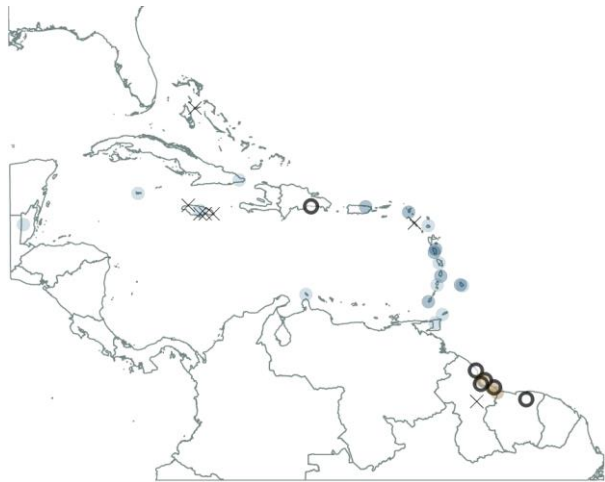
Forecast for: June to August 2017



Wet days outlook



JJA 2017 frequency of 7-day wet spells



JJA 2017 frequency of 7-day very wet spells



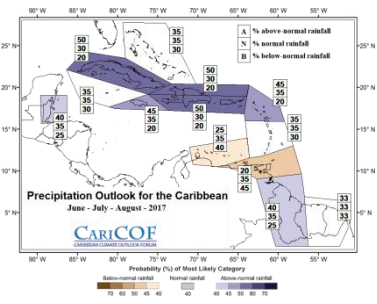
USUALLY: 3 to 6 wet spells (ABC Islands: up to 3) occur from June to August, with 1 to 3 of them ending up very wet (ABC Islands: up to 2).

FORECAST: JJA is likely to be wetter than usual or usual in most places, except ABC Islands, Trinidad & Tobago, which may be drier than usual. We forecast slightly less wet days, wet spells and very wet spells in the latter locations and coastal Guianas, but slightly more in most other places (*medium to high confidence*).

IMPLICATION:

- Recharge of large water reservoirs associated with wet season.

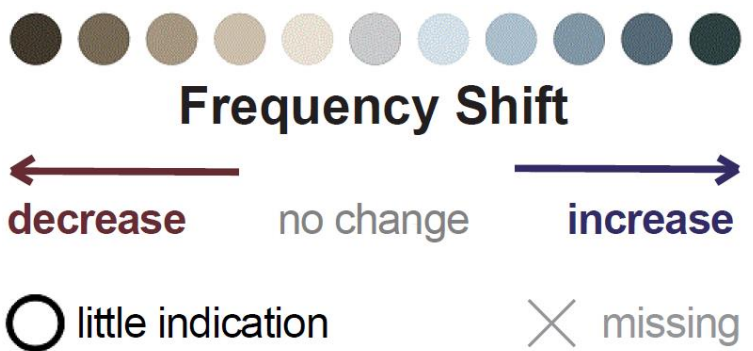
Precipitation outlook



Extreme wet spells frequency shifts

Forecast for: June to August 2017

JJA 2017 frequency of extreme (top 1%) 3-day wet spells



Wet days outlook



Wet spells outlook



Very wet spells outlook



USUALLY: Up to 1 extreme wet spell occur between June to August (ABC Islands: up to 1).

FORECAST: JJA is likely to be wetter than usual or usual in most places, except ABC Islands, Trinidad & Tobago, which may be drier than usual. We forecast slightly less wet days, wet spells and very wet spells in the latter locations and coastal Guianas, but slightly more in most other places (*medium to high confidence*), as well as and either the usual or slightly more extreme wet spells (*low confid.*).

IMPLICATION: Flash flood potential is a concern throughout the region.

June to August 2017	No. of wet days		No. of 7-day wet spells (20% wettest)		No. of 7-day very wet spells (10% wettest)		No. of 3-day extremely wet spells (1% wettest)		brown is a decrease in frequency, dark blue an increase, grey none are expected
	Climatology	Forecast	Climatology	Forecast	Climatology	Forecast	Climatology	Forecast	
Antigua (VC Bird)	26-42	29-45	1.7-4.7	2.1-5.2	0.9-3	0.7-2.9	0-1	0-0.2	
Aruba (Beatrix)	6-16	4-16	0.4-3.4	0.6-4.2	0-2.1	0.1-1.9	0-0	0-0	
Barbados (CIMH)	34-51	35-51	2.6-6.4	3.3-7.2	0.9-3	1.2-3.6	0-1	0-0.9	
Barbados (GAIA)	36-47	37-50	3-5.6	3.3-6.2	0.9-2.6	1-3.3	0-1	0-1.2	
Belize (C. Farm)	33-48	32-50	2.6-5.6	2.6-6.7	1.3-3.4	1-3.4	0-1.1	0-1.6	
Cayman	28-42	27-45	3-6.4	2.9-6.7	0.9-3.9	1.1-4	0-1	0-1	
Cuba (Punta Maisi)	7-15	8-18	0.9-3.4	1.1-3.8	0-1.3	0.2-1.8	0-1	0-0.3	
Dom. Republic (Las Americas)		22-40		2.3-6.1		0.6-2.8		0-0.6	
Dominica (Canefield)	50-67	53-75	4-7	4-7.6	1.7-4.6	1.3-4.9	0-1.3	0-1.5	
Dominica (Douglas Charles)	53-69	57-76	2.2-5.6	2.4-6.2	0.9-3	0.8-3.4	0-0	0-0	
Grenada (MBIA)	42-51	40-55	3.9-6.4	3.8-7	1.7-3.4	1.2-4.1	0-1	0-1.6	
Guyana_73	25-36	24-37	3.4-5.6	2.8-5.7	1.3-3.4	0.8-3.7	0-1	0-1.1	
Guyana (Albion)	37-52	35-52	3.4-6.7	3.2-6.3	1.7-3.6	1.2-3.2	0-1	0-1.5	
Guyana (Blairmont)	44-60	41-57	3.4-6.9	2.8-6.8	1.3-3.9	1-3.5	0-1	0-1.6	
Guyana (Enmore)	41-57	38-56	3-6	2.7-6.2	0.9-3.4	0.7-3.2	0-1	0-1.3	
Guyana (Georgetown)	51-63	45-61	3-5.6	2.6-6	1.3-3	1-3.2	0-1	0-1.1	
Guyana (New Amsterdam)	46-59	41-56	3.8-6	2.9-6.2	1.3-3	1.1-3.1	0-1	0-1.2	
Guyana (Skeldon)	45-52	42-53	3.1-6	2.5-6.2	1.3-3.9	0.8-3.6	0-2	0-1.7	
Guyana (Timehri)	55-67	52-66	3.4-5.6	3-6	1.3-3.4	0.8-3.2	0-1	0-1.4	
Jamaica (Worthy Park)	24-38	25-43	2.1-4.7	2.2-5.5	0.9-3	0.8-3	0-1	0-1.5	
Martinique (FDF Desaix)	51-63	52-69	3-6	3.5-6.3	1.3-3	1.1-2.9	0-1	0-1.6	
Puerto Rico (San Juan)	32-52	34-59	2.6-5.6	2.7-6.2	1.3-3.4	1.1-3.8	0-1	0-0.9	
St. Lucia (Hewanorra)	40-57	41-59	3-5.6	3.4-6.5	0.9-2.6	1.1-3.7	0-1	0-0.5	
St. Maarten (TNCM)	27-45	30-53	1.7-4.7	2-5.4	0.4-2.6	0.6-3.3	0-1	0-0.4	
St. Vincent (ET Joshua)	54-67	53-70	3-5.5	2.9-6.1	0.9-3	0.9-3.6	0-1.1	0-1.4	
Suriname (Zanderij)	51-63	47-62	3-5.1	2.9-5.4	1.3-3	1.1-3.6	0-1	0-1.5	
Tobago (ANR Robinson)	53-64	48-63	4.3-6.4	4.4-6.9	1.7-3.4	1.5-3.4	0-1	0-1.6	
Trinidad (Piarco)	43-50	36-54	3.9-5.6	3.4-6.4	1.3-3.4	1.2-3.6	0-1	0-1.1	