

Rainfall frequency and extreme forecasts

—

wet days and wet spells outlooks

April to June 2017

Dr. Cedric VAN MEERBEECK¹ , Wazita Scott¹, Dr. Simon MASON²,
Ángel MUÑOZ², Dr. Teddy ALLEN², Dale Destin³

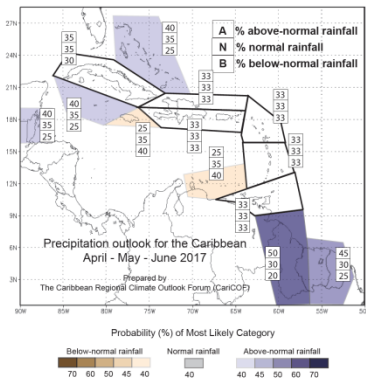
¹Caribbean Institute for Meteorology and Hydrology (CIMH), Barbados

²International Research Institute for Climate and Society (IRI), USA

³Antigua and Barbuda Meteorological Services



Precipitation outlook



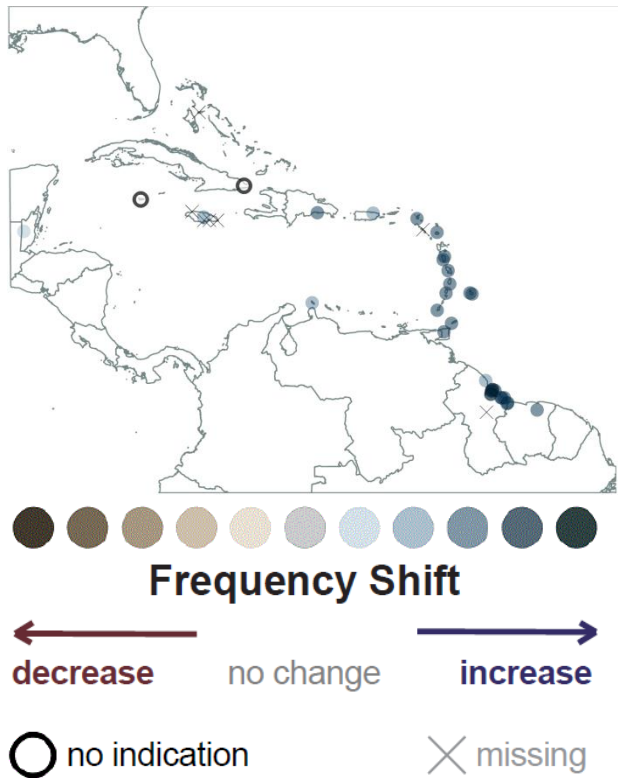
Wet days outlook



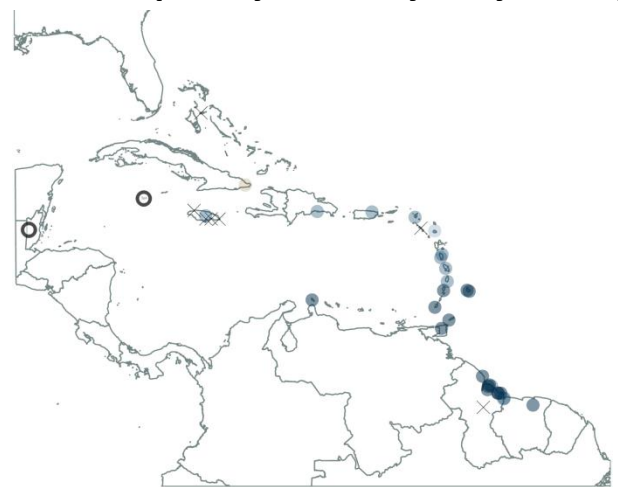
Wet spells frequency shifts

Forecast for: April to June 2017

AMJ 2017 frequency of 7-day wet spells



AMJ 2017 frequency of 7-day very wet spells



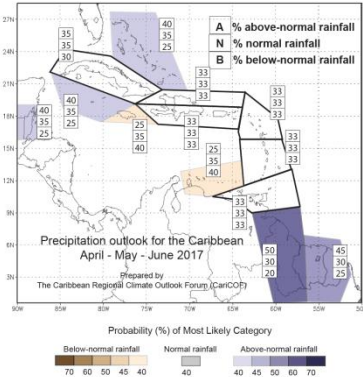
USUALLY: 1 to 4 wet spells (ABC Islands up to 2; coastal Guianas: 3 to 6) occur from April to June, with 1 or 2 of them ending up very wet (ABC Islands: up to 1; coastal Guianas: 1 to 4).

FORECAST: AMJ rainfall is likely to be above- to normal in Bahamas, Belize, Cayman and Guianas, but below- to normal in ABC Islands. We forecast an increase in the amount of wet days is forecast in the Eastern Caribbean (*low to medium confidence*) & Guianas (*high confidence*) and in the amount of wet and very wet spells across the region (*medium to high confid.*).

IMPLICATION:

- Recharge of large water reservoirs expected to start in May or June.
- Slowing depletion of large reservoirs.

Precipitation outlook



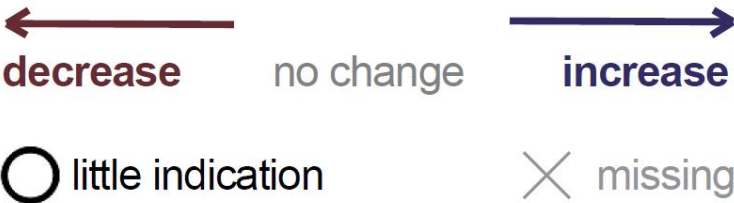
Extreme wet spells frequency shifts

Forecast for: April to June 2017

AMJ 2017 frequency of extreme (top 1%) 3-day wet spells



Frequency Shift



Wet days outlook



Wet spells outlook



Very wet spells outlook



USUALLY: Up to 1 extreme wet spell occur between April to June (Guianas: up to 2).

FORECAST: AMJ rainfall is likely to be above- to normal in Bahamas, Belize, Cayman and Guianas, but below- to normal in ABC Islands. We forecast an increase in the amount of wet days is forecast in the Eastern Caribbean (*low to medium confidence*) & Guianas (*high confidence*) and in the amount of wet and very wet spells across the region (*medium to high confid.*), but no significant change in the number of extreme wet spells (*low confid.*).

IMPLICATION: Flash flood potential becoming a concern mostly after April.

April to June 2017

	No. of wet days		No. of 7-day wet spells (20% wettest)		No. of 7-day very wet spells (10% wettest)		No. of 3-day extremely wet spell (1% wettest)		
	Climatology	Forecast	Climatology	Forecast	Climatology	Forecast	Climatology	Forecast	
Antigua (VC Bird)	18-32	19-36	1.3-3.9	1.5-5.3	0.4-2.6	0.6-2.9	0-1	0-1.3	dark blue an increase, brown is a decrease in frequency, grey none are expected
Aruba (Beatrix)	4-9	4-11	0.4-1.7	0.3-2.1	0-1.3	0-1.3	0-1	0-0.1	
Barbados (CIMH)	18-34	21-40	0.9-3.9	1.3-4.9	0.4-1.7	0.5-2.4	0-1	0-0.1	
Barbados (GAIA)	19-37	23-41	0.9-3.9	1.4-5.1	0.4-2.6	0.6-2.8	0-1	0-1	
Belize (C. Farm)	18-28	18-31	1.3-3	1.3-3.7	0.4-2.1	0.5-2.3	0-1	0-0.8	
Cayman	18-28	16-29	2.1-3.9	1.6-4.1	0.9-2.6	0.7-2.9	0-1	0-1.4	
Cuba (Punta Maisi)	8-18	7-20	1.3-3.4	1-4.1	0.4-2.1	0-2.3	0-1	0-1.1	
Dom. Republic (Las Americas)	17-31	17-33	1.7-4.8	1.9-6	0.6-3.4	0.8-3.9	0-1	0-0.9	
Dominica (Canefield)	27-45	28-51	0.9-3.4	1.3-5.5	0-2.5	0.1-2.8	0-0	0-0	
Dominica (Douglas Charles)	41-63	43-69	0.9-4.7	1.7-5.9	0.4-2.9	0.4-3.5	0-2	0-1.2	
Grenada (MBIA)	19-35	22-41	1.3-3.4	1.6-4.9	0.4-2.1	0.6-2.8	0-1	0-0.5	
Guyana_73	26-41	28-42	2.9-6	3.4-8	1.3-3.4	1.3-5	0-1	0-2.1	
Guyana (Albion)	37-52	40-57	2.6-5.6	3.3-7.3	1.3-3	1.9-4	0-2	0-1.9	
Guyana (Blairmont)	44-58	44-62	3-6	3.8-7.4	1.3-3.4	1.7-5.3	0-1.1	0-1.7	
Guyana (Charity)	34-53	35-62	2.6-5.6	2.4-7.8	0.9-3	1.4-3.9	0-1	0-0.3	
Guyana (Enmore)	42-54	44-59	2.6-5.6	3.5-7.7	1.3-3	1.4-3.9	0-1	0-1.6	
Guyana (Georgetown)	45-59	47-63	3-6.4	3.8-7.4	1.3-3.4	1.6-4.6	0-1	0-1.3	
Guyana (Greatfall)									
Guyana (New Amsterdam)	43-60	45-65	3-6	3.8-7.5	1.6-3.9	1.7-4.8	0-2	0-1.6	
Guyana (Skeldon)	41-57	43-61	3.3-6.4	3.7-7.9	1.3-3.9	1.3-5.5	0-1	0-1.3	
Guyana (Timehri)	49-61	50-66	3-6.4	3.8-8	0.9-3.4	1.7-5	0-2	0-2.2	
Guyana (Wales)	45-59	49-64	3-6	3.9-7.9	1.3-4.3	1.4-5.4	0-2	0-2	
Jamaica (Worthy Park)	20-37	21-43	2.1-5.1	2.3-5.9	0.9-3	0.9-4	0-2	0-1.7	brown is a decrease in frequency, grey none are expected
Martinique (FDF Desaix)	34-51	35-56	1.3-3.4	1.7-4.8	0.4-2.1	0.6-2.6	0-1	0-0.5	
Puerto Rico (San Juan)	25-42	26-45	1.7-4.7	2.1-5.8	0.9-3.9	1-4.5	0-2	0-1.7	
St. Lucia (Hewanorra)	26-43	26-47	1.3-4.3	1.6-5.1	0.4-2.1	0.4-2.6	0-1	0-0.5	
St. Maarten (TNM)	22-34	22-36	1.3-3.4	1.7-4.5	0.4-2.1	0.6-2.8	0-1	0-0.9	
St. Vincent (ET Joshua)	33-56	35-62	1.3-3.9	1.3-5	0.4-2.1	0.6-2.5	0-1	0-0.9	
Suriname (Zanderij)	56-69	58-72	3.4-6.9	4.1-8.5	1.7-4.3	2-5.6	0-2	0-2.1	
Tobago (ANR Robinson)	27-44	30-50	1.3-3.9	1.9-5.6	0.4-1.7	0.8-2.8	0-1	0-1.1	
Trinidad (Piarco)	22-36	24-41	1.3-3.4	1.7-5.1	0.4-2.1	0.7-2.8	0-1	0-1	